

For Project: New Fenny Road
 Project Notes:
 Location/Name: Incoming
 Report Generated: 10/10/2023 11:27:08
 Speed Intervals: 5 MPH
 Time Intervals: Instant
 Traffic Report From: 11/09/2023 11:00:00 through 09/10/2023 12:59:59
 85th Percentile Speed: 34 MPH
 85th Percentile Vehicles: 43553
 Max Speed: 70 MPH on 11/09/2023 21:50:00
 Total Vehicles: 51239
 AADT: 1824

Volumes - weekly counts

Time	5 Day	7 Day
Average Daily	1852	1776
AM Peak 08:00	126	123
PM Peak 17:00	183	165

Speed

Speed Limit: 30
 85th Percentile Speed: 34
 50th Percentile Speed: 27.3
 10 MPH Pace Interval: 20.0 MPH to 30.0 MPH
 Average Speed: 27.62

	Monday	Tuesday	Wednesday	Thursday	Friday	Saturday	Sunday
Count over limit	2302	2269	2222	2342	2533	2131	1708
% over limit	31.1	28.4	29.7	30.0	32.3	30.5	29.8
Avg Speeder	35.1	34.8	35.0	34.8	34.9	35.0	35.0
Avg Speed	12.2	10.9	11.8	11.6	11.7	12.3	13.2

Incoming Summary
New Fenny Road

from Mon-Sep-11-2023-11-00-AM to Mon-Oct-09-2023-12-59-PM

Day/Time Ending	85th pctl (MPH)	85th pctl cnts	Total Cnts	Max Speed	Avg Speeder	% Speeders	Avg Speed
11/09/2023 12:00:00	32.5	56	66	45	35.6	19.7%	25.7
11/09/2023 13:00:00	34.8	95	112	60	35.8	32.1%	28.2
11/09/2023 14:00:00	33.7	108	127	50	34.8	30.7%	27.5
11/09/2023 15:00:00	34.2	102	120	45	34.6	32.5%	27.8
11/09/2023 16:00:00	35.0	121	142	45	35.1	35.9%	28.4
11/09/2023 17:00:00	34.2	146	172	50	34.7	33.7%	27.5
11/09/2023 18:00:00	34.5	180	212	60	35.2	38.2%	28.6
11/09/2023 19:00:00	36.3	94	110	50	35.5	40.0%	28.9
11/09/2023 20:00:00	34.5	78	92	50	35.0	34.8%	28.0
11/09/2023 21:00:00	34.5	58	68	45	35.1	27.9%	27.6
11/09/2023 22:00:00	36.7	34	40	70	37.5	40.0%	30.0
11/09/2023 23:00:00	40.0	26	30	55	40.6	26.7%	29.3
12/09/2023 00:00:00	33.3	9	11	45	35.0	36.4%	27.2
12/09/2023 01:00:00	30.0	3	3	30	0.0	0.0%	23.7
12/09/2023 02:00:00	30.0	3	4	55	52.5	25.0%	31.0
12/09/2023 03:00:00	35.0	7	8	40	35.0	25.0%	25.1
12/09/2023 04:00:00	35.0	3	3	35	32.5	33.3%	20.3
12/09/2023 05:00:00	40.0	2	2	40	37.5	50.0%	29.5
12/09/2023 06:00:00	33.3	10	12	40	33.8	33.3%	28.0
12/09/2023 07:00:00	34.6	37	44	65	35.5	45.5%	29.2
12/09/2023 08:00:00	35.0	94	110	50	36.0	32.7%	27.8
12/09/2023 09:00:00	33.3	89	105	55	34.4	30.5%	26.5
12/09/2023 10:00:00	31.7	89	105	40	32.9	21.9%	26.1
12/09/2023 11:00:00	33.8	86	101	50	34.8	29.7%	27.7
12/09/2023 12:00:00	35.0	102	120	50	35.8	31.7%	27.2
12/09/2023 13:00:00	32.4	94	110	45	33.8	23.6%	26.5
12/09/2023 14:00:00	33.5	82	96	50	34.5	29.2%	27.5
12/09/2023 15:00:00	33.6	89	105	45	34.1	35.2%	28.0
12/09/2023 16:00:00	34.3	115	135	45	34.9	32.6%	27.6
12/09/2023 17:00:00	32.9	147	173	40	33.5	27.7%	27.2
12/09/2023 18:00:00	33.5	104	122	45	34.2	28.7%	27.1
12/09/2023 19:00:00	33.9	94	111	50	34.2	34.2%	28.2
12/09/2023 20:00:00	32.9	66	78	40	33.1	30.8%	28.0
12/09/2023 21:00:00	29.0	33	39	40	34.2	7.7%	24.8
12/09/2023 22:00:00	33.3	20	23	40	33.2	30.4%	26.9
12/09/2023 23:00:00	35.0	20	23	45	36.1	30.4%	26.7
13/09/2023 00:00:00	29.4	11	13	35	32.5	7.7%	25.6
13/09/2023 01:00:00	25.0	4	5	30	0.0	0.0%	22.2
13/09/2023 02:00:00	40.0	3	3	40	35.0	66.7%	30.3
13/09/2023 03:00:00	40.0	2	2	40	37.5	50.0%	32.0
13/09/2023 04:00:00	40.0	2	2	40	37.5	50.0%	29.5
13/09/2023 05:00:00	30.0	4	5	35	32.5	20.0%	24.2
13/09/2023 06:00:00	37.5	5	6	40	35.0	66.7%	28.7
13/09/2023 07:00:00	38.1	39	46	50	35.8	56.5%	30.7
13/09/2023 08:00:00	34.3	93	109	45	34.3	37.6%	28.4
13/09/2023 09:00:00	34.0	109	128	50	35.3	28.1%	27.3
13/09/2023 10:00:00	32.8	88	104	40	34.3	24.0%	26.9

Incoming Summary
New Fenny Road

from Mon-Sep-11-2023-11-00-AM to Mon-Oct-09-2023-12-59-PM

13/09/2023 11:00:00	35.8	85	100	65	36.1	35.0%	28.0
13/09/2023 12:00:00	34.1	77	91	45	34.9	29.7%	27.9
13/09/2023 13:00:00	36.5	116	136	45	35.6	36.0%	28.5
13/09/2023 14:00:00	34.2	109	128	55	35.0	31.3%	26.6
13/09/2023 15:00:00	33.4	112	132	45	35.1	25.0%	26.5
13/09/2023 16:00:00	35.0	105	124	45	35.1	36.3%	28.0
13/09/2023 17:00:00	34.7	150	176	50	35.2	33.5%	28.3
13/09/2023 18:00:00	35.6	162	190	50	35.0	42.6%	28.6
13/09/2023 19:00:00	35.7	133	156	50	35.4	34.6%	28.5
13/09/2023 20:00:00	33.5	95	112	45	34.2	29.5%	27.0
13/09/2023 21:00:00	33.1	60	70	40	33.5	28.6%	27.3
13/09/2023 22:00:00	32.0	29	34	40	33.9	20.6%	27.2
13/09/2023 23:00:00	35.0	24	28	45	36.3	28.6%	29.1
14/09/2023 00:00:00	32.5	9	11	40	34.2	27.3%	26.5
14/09/2023 01:00:00	30.0	2	2	30	0.0	0.0%	27.0
14/09/2023 02:00:00	35.0	3	3	35	32.5	33.3%	27.0
14/09/2023 03:00:00	25.0	1	1	25	0.0	0.0%	22.0
14/09/2023 04:00:00	30.0	4	5	35	32.5	20.0%	25.0
14/09/2023 05:00:00	35.0	3	3	35	32.5	66.7%	28.7
14/09/2023 06:00:00	33.8	4	5	35	32.5	80.0%	30.2
14/09/2023 07:00:00	35.0	39	46	45	34.8	43.5%	28.8
14/09/2023 08:00:00	34.3	101	119	50	34.1	40.3%	28.0
14/09/2023 09:00:00	33.7	110	130	50	34.2	35.4%	27.9
14/09/2023 10:00:00	33.1	96	113	50	34.4	30.1%	26.9
14/09/2023 11:00:00	34.5	90	106	50	35.4	31.1%	27.5
14/09/2023 12:00:00	32.8	107	126	50	34.2	26.2%	26.4
14/09/2023 13:00:00	34.1	98	115	45	35.2	26.1%	26.6
14/09/2023 14:00:00	33.3	125	147	50	35.1	26.5%	27.2
14/09/2023 15:00:00	33.6	140	165	50	34.5	29.7%	26.9
14/09/2023 16:00:00	33.9	123	145	50	35.5	27.6%	27.4
14/09/2023 17:00:00	34.4	148	174	50	34.4	39.7%	28.2
14/09/2023 18:00:00	34.5	176	207	50	34.7	36.7%	28.4
14/09/2023 19:00:00	34.7	135	159	50	36.0	32.7%	28.3
14/09/2023 20:00:00	33.5	76	90	45	35.0	28.9%	26.9
14/09/2023 21:00:00	30.0	89	105	40	33.4	15.2%	25.7
14/09/2023 22:00:00	29.7	32	38	50	35.5	13.2%	25.4
14/09/2023 23:00:00	34.2	18	21	50	35.0	38.1%	28.6
15/09/2023 00:00:00	35.0	11	13	40	34.5	38.5%	27.9
15/09/2023 01:00:00	30.0	6	7	40	37.5	14.3%	25.7
15/09/2023 02:00:00	40.0	3	3	40	35.0	66.7%	30.3
15/09/2023 03:00:00	25.0	2	2	25	0.0	0.0%	17.0
15/09/2023 04:00:00	35.0	1	1	35	32.5	100.0%	32.0
15/09/2023 05:00:00	30.0	5	6	35	32.5	16.7%	25.5
15/09/2023 06:00:00	35.0	8	10	40	35.0	40.0%	29.2
15/09/2023 07:00:00	36.7	36	42	50	35.9	38.1%	29.2
15/09/2023 08:00:00	35.0	104	122	50	35.5	36.1%	28.6
15/09/2023 09:00:00	34.2	79	93	45	34.8	33.3%	27.7
15/09/2023 10:00:00	34.6	89	105	45	34.6	36.2%	27.6

Incoming Summary
New Fenny Road

from Mon-Sep-11-2023-11-00-AM to Mon-Oct-09-2023-12-59-PM

15/09/2023 11:00:00	35.8	94	110	50	35.9	33.6%	28.4
15/09/2023 12:00:00	33.8	94	110	50	34.8	31.8%	27.4
15/09/2023 13:00:00	33.9	130	153	45	35.2	24.2%	27.2
15/09/2023 14:00:00	34.3	127	149	45	34.8	30.9%	27.7
15/09/2023 15:00:00	35.3	103	121	45	35.1	37.2%	28.7
15/09/2023 16:00:00	34.6	131	154	45	34.5	37.0%	28.3
15/09/2023 17:00:00	34.4	161	189	50	35.3	34.4%	28.4
15/09/2023 18:00:00	34.6	134	158	50	34.7	39.9%	28.7
15/09/2023 19:00:00	33.9	130	153	45	34.3	33.3%	27.8
15/09/2023 20:00:00	33.9	80	94	55	34.5	34.0%	28.1
15/09/2023 21:00:00	30.0	60	70	40	34.0	14.3%	25.0
15/09/2023 22:00:00	35.0	29	34	50	35.6	38.2%	28.4
15/09/2023 23:00:00	30.0	28	33	40	33.5	15.2%	24.4
16/09/2023 00:00:00	32.9	17	20	35	32.5	35.0%	26.3
16/09/2023 01:00:00	40.0	7	8	45	37.5	50.0%	30.9
16/09/2023 02:00:00	40.0	3	3	40	37.5	33.3%	25.3
16/09/2023 03:00:00	35.0	3	3	35	32.5	33.3%	25.3
16/09/2023 04:00:00	30.0	2	2	30	0.0	0.0%	24.5
16/09/2023 05:00:00	30.0	3	3	30	0.0	0.0%	23.7
16/09/2023 06:00:00	37.5	4	5	40	37.5	40.0%	29.0
16/09/2023 07:00:00	36.7	24	28	50	38.2	25.0%	27.5
16/09/2023 08:00:00	33.6	32	38	40	33.6	36.8%	27.6
16/09/2023 09:00:00	33.2	72	85	45	34.2	28.2%	27.0
16/09/2023 10:00:00	33.3	87	102	40	34.2	26.5%	26.6
16/09/2023 11:00:00	35.0	105	124	45	34.8	37.9%	28.4
16/09/2023 12:00:00	35.0	131	154	50	35.3	33.8%	28.3
16/09/2023 13:00:00	34.1	111	131	45	34.2	36.6%	28.2
16/09/2023 14:00:00	36.0	128	151	45	35.4	37.1%	28.4
16/09/2023 15:00:00	35.3	116	137	50	35.4	36.5%	28.6
16/09/2023 16:00:00	33.5	125	147	50	35.1	27.9%	27.4
16/09/2023 17:00:00	33.4	110	130	55	35.4	26.9%	27.5
16/09/2023 18:00:00	33.3	115	135	45	34.9	25.2%	27.1
16/09/2023 19:00:00	33.5	94	111	50	35.4	26.1%	27.2
16/09/2023 20:00:00	34.5	69	81	45	34.4	35.8%	27.8
16/09/2023 21:00:00	33.1	54	63	60	35.4	27.0%	28.0
16/09/2023 22:00:00	36.7	21	25	45	35.4	48.0%	29.6
16/09/2023 23:00:00	34.3	31	36	45	35.2	30.6%	27.3
17/09/2023 00:00:00	35.0	18	21	50	37.5	28.6%	28.0
17/09/2023 01:00:00	35.0	6	7	40	35.0	28.6%	26.4
17/09/2023 02:00:00	30.0	6	7	35	32.5	14.3%	24.1
17/09/2023 03:00:00	35.0	2	2	35	32.5	50.0%	29.5
17/09/2023 04:00:00	35.0	3	3	35	32.5	66.7%	30.3
17/09/2023 05:00:00	32.5	4	5	35	32.5	40.0%	28.0
17/09/2023 06:00:00	35.0	3	4	40	35.0	50.0%	28.3
17/09/2023 07:00:00	32.0	16	19	35	32.5	26.3%	25.3
17/09/2023 08:00:00	35.0	18	21	50	38.5	23.8%	28.0
17/09/2023 09:00:00	35.0	50	59	50	36.2	32.2%	27.7
17/09/2023 10:00:00	33.0	48	57	50	35.5	26.3%	27.9

Incoming Summary
New Fenny Road

from Mon-Sep-11-2023-11-00-AM to Mon-Oct-09-2023-12-59-PM

17/09/2023 11:00:00	32.8	85	100	50	34.3	25.0%	26.7
17/09/2023 12:00:00	33.3	124	146	45	34.5	26.0%	26.8
17/09/2023 13:00:00	32.5	144	169	45	34.1	23.7%	26.0
17/09/2023 14:00:00	35.0	117	138	45	35.3	33.3%	27.8
17/09/2023 15:00:00	34.1	95	112	55	34.8	34.8%	28.4
17/09/2023 16:00:00	34.2	99	117	55	35.5	28.2%	27.6
17/09/2023 17:00:00	35.0	116	137	45	35.5	31.4%	28.1
17/09/2023 18:00:00	34.4	77	91	55	34.7	41.8%	28.7
17/09/2023 19:00:00	33.6	71	83	45	34.8	26.5%	27.0
17/09/2023 20:00:00	34.2	41	48	45	36.7	25.0%	27.7
17/09/2023 21:00:00	33.6	28	33	45	34.5	30.3%	27.0
17/09/2023 22:00:00	30.0	18	21	40	34.2	14.3%	26.2
17/09/2023 23:00:00	35.0	12	14	40	34.5	35.7%	27.8
18/09/2023 00:00:00	35.0	8	10	45	35.8	60.0%	31.0
18/09/2023 01:00:00	28.8	5	6	30	0.0	0.0%	24.5
18/09/2023 02:00:00	30.0	2	2	30	0.0	0.0%	24.5
18/09/2023 03:00:00	45.0	2	2	45	42.5	50.0%	34.5
18/09/2023 04:00:00	30.0	1	1	30	0.0	0.0%	27.0
18/09/2023 05:00:00	35.0	2	2	35	32.5	50.0%	24.5
18/09/2023 06:00:00	42.5	6	7	45	38.8	57.1%	33.4
18/09/2023 07:00:00	36.7	40	47	50	35.8	42.6%	29.1
18/09/2023 08:00:00	35.0	95	112	50	34.8	38.4%	28.5
18/09/2023 09:00:00	32.5	104	122	55	35.1	22.1%	26.6
18/09/2023 10:00:00	34.5	80	94	45	34.7	34.0%	28.2
18/09/2023 11:00:00	32.4	95	112	45	34.3	22.3%	25.8
18/09/2023 12:00:00	32.5	91	107	45	35.8	19.6%	26.0
18/09/2023 13:00:00	33.0	99	117	50	34.6	26.5%	26.6
18/09/2023 14:00:00	32.9	79	93	40	34.0	25.8%	26.6
18/09/2023 15:00:00	32.1	111	131	45	34.5	21.4%	26.3
18/09/2023 16:00:00	34.8	127	149	55	35.4	35.6%	28.9
18/09/2023 17:00:00	34.1	151	178	45	34.7	30.3%	27.6
18/09/2023 18:00:00	34.5	151	178	45	35.0	36.0%	28.3
18/09/2023 19:00:00	34.3	116	136	45	35.2	28.7%	27.5
18/09/2023 20:00:00	31.9	71	83	40	33.7	20.5%	26.7
18/09/2023 21:00:00	34.7	48	56	50	34.7	44.6%	28.6
18/09/2023 22:00:00	33.3	36	42	45	35.0	23.8%	26.3
18/09/2023 23:00:00	36.2	22	26	45	35.5	38.5%	28.5
19/09/2023 00:00:00	32.5	7	8	35	32.5	25.0%	27.6
19/09/2023 01:00:00	35.0	4	5	40	35.0	40.0%	29.0
19/09/2023 02:00:00	30.0	3	4	35	32.5	25.0%	25.8
19/09/2023 03:00:00	0.0	0	0	0	0.0	0.0%	0.0
19/09/2023 04:00:00	30.0	3	3	30	0.0	0.0%	20.3
19/09/2023 05:00:00	25.0	3	4	35	32.5	25.0%	23.3
19/09/2023 06:00:00	30.0	5	6	35	32.5	16.7%	25.5
19/09/2023 07:00:00	34.4	40	47	40	34.5	31.9%	27.2
19/09/2023 08:00:00	32.9	112	132	45	34.0	28.0%	27.2
19/09/2023 09:00:00	33.8	82	96	45	35.0	27.1%	27.5
19/09/2023 10:00:00	35.5	76	90	50	37.0	24.4%	27.1

Incoming Summary
New Fenny Road

from Mon-Sep-11-2023-11-00-AM to Mon-Oct-09-2023-12-59-PM

19/09/2023 11:00:00	33.5	71	83	45	34.6	25.3%	26.5
19/09/2023 12:00:00	34.0	95	112	50	35.0	30.4%	27.6
19/09/2023 13:00:00	33.6	104	122	45	34.6	27.0%	27.2
19/09/2023 14:00:00	32.0	125	147	50	34.1	21.8%	26.3
19/09/2023 15:00:00	33.8	122	144	45	34.4	30.6%	27.7
19/09/2023 16:00:00	34.0	120	141	45	34.5	31.9%	27.0
19/09/2023 17:00:00	34.1	156	184	50	35.0	31.0%	27.8
19/09/2023 18:00:00	34.2	165	194	45	34.3	36.6%	27.9
19/09/2023 19:00:00	35.5	127	149	45	35.0	34.2%	28.1
19/09/2023 20:00:00	32.8	69	81	45	35.1	21.0%	27.0
19/09/2023 21:00:00	33.2	55	65	45	33.9	32.3%	27.0
19/09/2023 22:00:00	37.0	23	27	45	36.9	29.6%	29.2
19/09/2023 23:00:00	34.2	24	28	45	34.7	32.1%	26.1
20/09/2023 00:00:00	33.3	13	15	40	33.8	26.7%	27.9
20/09/2023 01:00:00	35.0	8	10	40	35.8	30.0%	26.0
20/09/2023 02:00:00	30.0	1	1	30	0.0	0.0%	27.0
20/09/2023 03:00:00	0.0	0	0	0	0.0	0.0%	0.0
20/09/2023 04:00:00	40.0	4	5	45	40.0	40.0%	28.0
20/09/2023 05:00:00	30.0	5	6	40	37.5	16.7%	27.2
20/09/2023 06:00:00	30.0	8	10	60	47.5	20.0%	27.6
20/09/2023 07:00:00	35.0	36	42	50	35.3	42.9%	29.4
20/09/2023 08:00:00	34.6	104	122	45	35.1	32.8%	28.0
20/09/2023 09:00:00	33.1	92	108	45	34.2	26.9%	26.8
20/09/2023 10:00:00	35.0	96	113	60	36.0	29.2%	27.6
20/09/2023 11:00:00	31.5	88	104	50	34.8	19.2%	26.3
20/09/2023 12:00:00	33.4	93	109	50	34.3	28.4%	27.5
20/09/2023 13:00:00	31.6	110	129	40	33.7	19.4%	25.6
20/09/2023 14:00:00	32.4	98	115	45	34.0	22.6%	27.0
20/09/2023 15:00:00	34.3	110	130	45	35.3	30.8%	27.9
20/09/2023 16:00:00	33.1	113	133	45	34.4	26.3%	27.5
20/09/2023 17:00:00	31.2	99	116	40	33.7	18.1%	26.3
20/09/2023 18:00:00	33.9	133	157	45	34.5	30.6%	27.9
20/09/2023 19:00:00	33.2	90	106	45	34.0	28.3%	27.1
20/09/2023 20:00:00	28.9	30	35	35	32.5	2.9%	25.1
20/09/2023 21:00:00	31.0	31	36	40	33.3	16.7%	25.2
20/09/2023 22:00:00	32.1	24	28	35	32.5	25.0%	25.4
20/09/2023 23:00:00	34.0	22	26	60	37.5	30.8%	29.0
21/09/2023 00:00:00	35.0	8	10	40	35.0	40.0%	28.0
21/09/2023 01:00:00	32.5	7	8	35	32.5	25.0%	26.4
21/09/2023 02:00:00	30.0	2	2	30	0.0	0.0%	27.0
21/09/2023 03:00:00	30.0	1	1	30	0.0	0.0%	27.0
21/09/2023 04:00:00	20.0	2	2	20	0.0	0.0%	14.5
21/09/2023 05:00:00	37.5	3	4	40	35.8	75.0%	32.0
21/09/2023 06:00:00	35.0	3	4	40	35.0	50.0%	28.3
21/09/2023 07:00:00	37.1	32	38	50	35.7	50.0%	30.1
21/09/2023 08:00:00	33.3	94	111	45	34.2	28.8%	27.1
21/09/2023 09:00:00	33.7	86	101	55	36.0	25.7%	27.5
21/09/2023 10:00:00	34.2	82	96	50	34.9	30.2%	27.8

Incoming Summary
New Fenny Road

from Mon-Sep-11-2023-11-00-AM to Mon-Oct-09-2023-12-59-PM

21/09/2023 11:00:00	33.9	90	106	55	34.9	29.2%	26.9
21/09/2023 12:00:00	33.6	111	131	45	34.7	27.5%	27.2
21/09/2023 13:00:00	33.1	110	129	45	35.0	23.3%	26.8
21/09/2023 14:00:00	33.1	112	132	45	33.5	31.8%	27.1
21/09/2023 15:00:00	31.8	135	159	45	33.5	21.4%	26.5
21/09/2023 16:00:00	34.0	112	132	45	34.2	35.6%	28.2
21/09/2023 17:00:00	33.4	144	169	50	34.7	26.6%	27.0
21/09/2023 18:00:00	36.2	174	205	50	35.7	37.6%	28.6
21/09/2023 19:00:00	34.8	134	158	45	35.8	31.6%	27.7
21/09/2023 20:00:00	31.8	84	99	40	33.2	22.2%	26.1
21/09/2023 21:00:00	31.4	39	46	40	33.6	19.6%	26.4
21/09/2023 22:00:00	31.9	38	45	50	34.5	22.2%	25.6
21/09/2023 23:00:00	37.5	25	29	45	36.1	37.9%	29.3
22/09/2023 00:00:00	32.5	14	17	40	33.5	29.4%	28.4
22/09/2023 01:00:00	27.5	4	5	30	0.0	0.0%	23.0
22/09/2023 02:00:00	30.0	1	1	30	0.0	0.0%	27.0
22/09/2023 03:00:00	35.0	3	3	35	32.5	33.3%	22.0
22/09/2023 04:00:00	25.0	2	2	25	0.0	0.0%	22.0
22/09/2023 05:00:00	45.0	2	2	45	42.5	50.0%	32.0
22/09/2023 06:00:00	35.0	12	14	55	37.5	35.7%	28.8
22/09/2023 07:00:00	37.5	29	34	55	36.3	47.1%	30.0
22/09/2023 08:00:00	35.9	88	104	45	35.3	35.6%	28.0
22/09/2023 09:00:00	34.2	107	126	50	35.0	31.7%	27.7
22/09/2023 10:00:00	31.9	90	106	50	34.0	21.7%	26.3
22/09/2023 11:00:00	34.6	87	102	60	36.4	27.5%	28.4
22/09/2023 12:00:00	33.8	96	113	50	35.8	25.7%	27.3
22/09/2023 13:00:00	33.9	110	129	50	34.5	31.8%	27.6
22/09/2023 14:00:00	33.5	109	128	45	33.9	31.3%	27.3
22/09/2023 15:00:00	33.7	135	159	50	34.2	33.3%	27.8
22/09/2023 16:00:00	35.5	124	146	45	35.3	35.6%	28.4
22/09/2023 17:00:00	33.6	156	183	45	33.8	33.9%	27.5
22/09/2023 18:00:00	34.4	138	162	50	34.6	34.0%	28.1
22/09/2023 19:00:00	34.1	110	129	45	34.4	33.3%	27.2
22/09/2023 20:00:00	31.7	71	83	40	34.5	18.1%	25.9
22/09/2023 21:00:00	29.8	56	66	55	36.4	13.6%	25.8
22/09/2023 22:00:00	34.7	37	43	45	34.5	46.5%	29.1
22/09/2023 23:00:00	37.5	26	30	45	36.9	30.0%	28.1
23/09/2023 00:00:00	36.2	20	23	40	35.0	34.8%	27.3
23/09/2023 01:00:00	38.3	11	13	45	36.7	46.2%	29.7
23/09/2023 02:00:00	30.0	3	4	45	42.5	25.0%	28.3
23/09/2023 03:00:00	35.0	1	1	35	32.5	100.0%	32.0
23/09/2023 04:00:00	0.0	0	0	0	0.0	0.0%	0.0
23/09/2023 05:00:00	30.0	4	5	35	32.5	20.0%	25.0
23/09/2023 06:00:00	35.0	3	4	40	34.2	75.0%	32.0
23/09/2023 07:00:00	35.0	12	14	45	34.7	64.3%	31.4
23/09/2023 08:00:00	32.0	31	37	45	35.0	21.6%	26.8
23/09/2023 09:00:00	33.6	60	70	50	34.5	28.6%	27.8
23/09/2023 10:00:00	33.9	84	99	45	34.7	30.3%	27.5

Incoming Summary
New Fenny Road

from Mon-Sep-11-2023-11-00-AM to Mon-Oct-09-2023-12-59-PM

23/09/2023 11:00:00	36.8	118	139	50	35.5	45.3%	29.7
23/09/2023 12:00:00	33.4	139	164	45	34.3	28.7%	27.3
23/09/2023 13:00:00	34.3	130	153	50	35.6	32.0%	28.0
23/09/2023 14:00:00	32.5	115	135	40	34.0	23.0%	26.7
23/09/2023 15:00:00	33.8	114	134	50	34.4	31.3%	27.6
23/09/2023 16:00:00	33.6	114	134	50	34.7	32.1%	27.9
23/09/2023 17:00:00	35.0	127	149	50	35.5	31.5%	27.8
23/09/2023 18:00:00	33.5	114	134	50	34.7	26.9%	27.5
23/09/2023 19:00:00	33.1	96	113	60	33.9	31.0%	27.3
23/09/2023 20:00:00	33.9	73	86	45	34.9	31.4%	27.7
23/09/2023 21:00:00	33.1	46	54	45	35.2	24.1%	25.7
23/09/2023 22:00:00	34.0	25	29	50	35.6	27.6%	27.2
23/09/2023 23:00:00	40.0	19	22	45	37.5	36.4%	29.0
24/09/2023 00:00:00	37.5	19	22	45	35.2	50.0%	28.9
24/09/2023 01:00:00	30.0	15	18	40	34.2	16.7%	26.1
24/09/2023 02:00:00	42.5	7	8	45	38.8	50.0%	32.0
24/09/2023 03:00:00	28.3	4	5	30	0.0	0.0%	25.0
24/09/2023 04:00:00	35.0	5	6	55	42.5	33.3%	29.7
24/09/2023 05:00:00	30.0	4	5	35	32.5	20.0%	25.2
24/09/2023 06:00:00	30.0	3	4	35	32.5	25.0%	25.8
24/09/2023 07:00:00	33.3	14	16	45	35.0	25.0%	27.8
24/09/2023 08:00:00	30.0	10	12	50	42.5	16.7%	27.1
24/09/2023 09:00:00	35.0	37	43	45	35.2	34.9%	28.0
24/09/2023 10:00:00	33.5	52	61	50	35.3	26.2%	27.5
24/09/2023 11:00:00	31.8	76	90	40	33.8	21.1%	26.5
24/09/2023 12:00:00	32.9	97	114	40	33.4	28.1%	26.9
24/09/2023 13:00:00	33.3	152	179	55	35.4	27.9%	27.1
24/09/2023 14:00:00	34.5	115	135	45	35.0	29.6%	27.3
24/09/2023 15:00:00	34.5	114	134	50	35.9	28.4%	27.8
24/09/2023 16:00:00	33.6	94	110	45	34.6	26.4%	26.8
24/09/2023 17:00:00	34.2	102	120	45	34.6	33.3%	27.6
24/09/2023 18:00:00	33.5	100	118	50	34.1	33.9%	27.2
24/09/2023 19:00:00	34.1	68	80	55	35.4	32.5%	27.5
24/09/2023 20:00:00	32.1	53	62	45	35.0	19.4%	26.3
24/09/2023 21:00:00	33.3	26	30	40	35.0	20.0%	26.5
24/09/2023 22:00:00	35.0	23	27	50	36.0	37.0%	27.3
24/09/2023 23:00:00	33.0	11	13	35	32.5	38.5%	27.2
25/09/2023 00:00:00	45.0	9	11	55	40.0	54.5%	33.1
25/09/2023 01:00:00	30.0	3	4	35	32.5	25.0%	23.3
25/09/2023 02:00:00	35.0	3	3	35	32.5	33.3%	29.0
25/09/2023 03:00:00	40.0	2	2	40	35.0	100.0%	34.5
25/09/2023 04:00:00	40.0	4	5	50	42.5	40.0%	27.0
25/09/2023 05:00:00	35.0	4	5	40	34.2	60.0%	29.2
25/09/2023 06:00:00	35.0	6	7	55	39.2	42.9%	32.0
25/09/2023 07:00:00	35.0	46	54	50	36.2	35.2%	28.5
25/09/2023 08:00:00	34.5	89	105	50	35.1	31.4%	27.8
25/09/2023 09:00:00	34.6	82	97	55	36.3	26.8%	27.8
25/09/2023 10:00:00	34.6	88	103	45	34.6	38.8%	27.5

Incoming Summary
New Fenny Road

from Mon-Sep-11-2023-11-00-AM to Mon-Oct-09-2023-12-59-PM

25/09/2023 11:00:00	33.9	85	100	50	35.3	30.0%	27.8
25/09/2023 12:00:00	34.3	95	112	50	35.6	31.3%	28.1
25/09/2023 13:00:00	34.6	128	150	55	35.6	32.0%	27.5
25/09/2023 14:00:00	35.0	105	123	45	34.6	36.6%	28.1
25/09/2023 15:00:00	33.8	117	138	45	34.0	36.2%	27.9
25/09/2023 16:00:00	34.4	117	138	50	35.0	34.8%	28.4
25/09/2023 17:00:00	34.0	141	166	45	34.9	28.9%	27.2
25/09/2023 18:00:00	34.8	154	181	50	35.1	36.5%	28.5
25/09/2023 19:00:00	33.5	123	145	55	35.8	26.9%	27.2
25/09/2023 20:00:00	34.1	78	92	55	35.5	30.4%	27.4
25/09/2023 21:00:00	33.3	54	63	40	33.2	33.3%	28.2
25/09/2023 22:00:00	34.6	35	41	45	34.6	41.5%	28.3
25/09/2023 23:00:00	34.0	26	30	45	33.8	40.0%	27.9
26/09/2023 00:00:00	35.0	5	6	40	34.2	50.0%	28.7
26/09/2023 01:00:00	35.0	1	1	35	32.5	100.0%	32.0
26/09/2023 02:00:00	33.8	4	5	35	32.5	80.0%	31.2
26/09/2023 03:00:00	30.0	1	1	30	0.0	0.0%	27.0
26/09/2023 04:00:00	30.0	2	2	30	0.0	0.0%	24.5
26/09/2023 05:00:00	32.5	4	5	35	32.5	40.0%	27.0
26/09/2023 06:00:00	33.3	8	9	35	32.5	33.3%	27.7
26/09/2023 07:00:00	33.1	39	46	45	34.6	26.1%	27.1
26/09/2023 08:00:00	34.5	99	116	50	35.6	31.9%	27.9
26/09/2023 09:00:00	33.8	97	114	45	34.8	28.1%	27.3
26/09/2023 10:00:00	33.4	100	118	50	35.2	26.3%	26.8
26/09/2023 11:00:00	33.1	82	96	50	34.5	26.0%	26.8
26/09/2023 12:00:00	33.5	96	113	45	35.4	25.7%	27.4
26/09/2023 13:00:00	34.8	133	156	50	35.4	31.4%	28.1
26/09/2023 14:00:00	35.0	108	127	50	35.8	31.5%	28.2
26/09/2023 15:00:00	34.9	116	137	50	35.0	40.1%	28.6
26/09/2023 16:00:00	33.5	122	143	55	34.7	30.1%	27.8
26/09/2023 17:00:00	34.1	157	185	45	34.8	31.4%	28.0
26/09/2023 18:00:00	33.9	169	199	50	35.3	30.7%	27.4
26/09/2023 19:00:00	34.1	115	135	45	34.8	28.9%	27.0
26/09/2023 20:00:00	32.5	58	68	40	33.4	25.0%	27.3
26/09/2023 21:00:00	32.2	54	64	40	32.8	26.6%	27.4
26/09/2023 22:00:00	33.3	36	42	45	35.5	23.8%	27.5
26/09/2023 23:00:00	30.0	19	22	35	32.5	13.6%	26.3
27/09/2023 00:00:00	33.0	11	13	35	32.5	38.5%	27.5
27/09/2023 01:00:00	35.0	6	7	45	35.0	57.1%	29.1
27/09/2023 02:00:00	33.3	5	6	35	32.5	50.0%	28.2
27/09/2023 03:00:00	40.0	2	2	40	37.5	50.0%	32.0
27/09/2023 04:00:00	40.0	2	2	40	37.5	50.0%	32.0
27/09/2023 05:00:00	35.0	5	6	40	35.0	33.3%	27.2
27/09/2023 06:00:00	38.3	10	12	55	41.3	33.3%	28.5
27/09/2023 07:00:00	35.0	38	45	45	34.8	44.4%	28.7
27/09/2023 08:00:00	35.3	101	119	45	35.3	34.5%	28.0
27/09/2023 09:00:00	34.7	101	119	50	34.9	42.0%	29.3
27/09/2023 10:00:00	30.0	99	117	45	35.8	15.4%	25.6

Incoming Summary
New Fenny Road

from Mon-Sep-11-2023-11-00-AM to Mon-Oct-09-2023-12-59-PM

27/09/2023 11:00:00	35.0	75	88	45	34.6	38.6%	27.7
27/09/2023 12:00:00	34.0	100	118	50	35.5	29.7%	27.1
27/09/2023 13:00:00	33.2	129	152	50	33.9	30.3%	27.1
27/09/2023 14:00:00	32.9	123	145	40	34.0	25.5%	26.7
27/09/2023 15:00:00	34.8	110	129	50	35.5	34.1%	27.9
27/09/2023 16:00:00	34.5	114	134	50	34.7	37.3%	28.2
27/09/2023 17:00:00	32.8	139	164	55	35.1	23.8%	27.2
27/09/2023 18:00:00	34.5	176	207	50	35.1	32.9%	27.7
27/09/2023 19:00:00	34.8	133	156	50	35.6	32.1%	27.8
27/09/2023 20:00:00	32.5	82	96	45	33.8	24.0%	26.5
27/09/2023 21:00:00	33.5	50	59	50	35.3	27.1%	26.9
27/09/2023 22:00:00	33.8	29	34	45	34.3	32.4%	27.7
27/09/2023 23:00:00	33.5	46	54	40	33.7	31.5%	27.4
28/09/2023 00:00:00	32.5	14	16	40	34.2	18.8%	26.5
28/09/2023 01:00:00	29.0	4	5	30	0.0	0.0%	27.2
28/09/2023 02:00:00	40.0	2	2	40	37.5	50.0%	29.5
28/09/2023 03:00:00	55.0	3	3	55	42.5	66.7%	37.0
28/09/2023 04:00:00	28.3	6	7	30	0.0	0.0%	24.4
28/09/2023 05:00:00	35.0	3	3	35	32.5	66.7%	28.7
28/09/2023 06:00:00	35.0	6	7	45	35.8	42.9%	27.7
28/09/2023 07:00:00	35.6	39	46	40	34.9	37.0%	28.2
28/09/2023 08:00:00	34.3	88	104	55	35.2	33.7%	27.4
28/09/2023 09:00:00	33.1	101	119	45	34.3	26.1%	27.5
28/09/2023 10:00:00	33.3	81	95	50	34.6	29.5%	27.6
28/09/2023 11:00:00	33.5	90	106	45	35.2	26.4%	26.7
28/09/2023 12:00:00	32.9	103	121	50	35.0	23.1%	27.2
28/09/2023 13:00:00	34.3	98	115	45	35.1	30.4%	27.9
28/09/2023 14:00:00	33.6	109	128	50	34.4	28.9%	27.1
28/09/2023 15:00:00	34.8	105	123	50	35.6	32.5%	27.9
28/09/2023 16:00:00	34.3	108	127	50	35.1	34.6%	28.1
28/09/2023 17:00:00	34.1	156	183	50	34.2	33.9%	28.1
28/09/2023 18:00:00	34.4	180	212	50	35.2	33.5%	28.4
28/09/2023 19:00:00	36.5	126	148	50	36.3	33.1%	28.1
28/09/2023 20:00:00	34.6	88	103	45	34.7	35.0%	27.5
28/09/2023 21:00:00	32.1	54	64	45	33.8	23.4%	26.8
28/09/2023 22:00:00	33.8	42	49	50	36.5	20.4%	27.2
28/09/2023 23:00:00	30.0	20	24	40	33.8	16.7%	26.4
29/09/2023 00:00:00	32.5	7	8	35	32.5	25.0%	26.0
29/09/2023 01:00:00	30.0	7	8	35	32.5	12.5%	22.6
29/09/2023 02:00:00	40.0	3	3	40	37.5	33.3%	23.7
29/09/2023 03:00:00	25.0	1	1	25	0.0	0.0%	22.0
29/09/2023 04:00:00	30.0	1	1	30	0.0	0.0%	27.0
29/09/2023 05:00:00	40.0	3	3	40	37.5	33.3%	25.3
29/09/2023 06:00:00	30.0	8	10	40	35.0	20.0%	26.0
29/09/2023 07:00:00	34.6	37	43	40	33.8	44.2%	28.7
29/09/2023 08:00:00	34.7	77	91	50	35.6	31.9%	27.6
29/09/2023 09:00:00	35.3	87	102	45	34.7	38.2%	28.5
29/09/2023 10:00:00	34.6	90	106	45	34.5	34.9%	27.9

Incoming Summary
New Fenny Road

from Mon-Sep-11-2023-11-00-AM to Mon-Oct-09-2023-12-59-PM

29/09/2023 11:00:00	34.4	97	114	45	34.7	33.3%	27.4
29/09/2023 12:00:00	34.3	126	148	50	34.5	37.2%	28.2
29/09/2023 13:00:00	33.8	121	142	50	34.9	28.9%	27.4
29/09/2023 14:00:00	33.8	122	144	50	34.9	28.5%	27.2
29/09/2023 15:00:00	36.1	136	160	55	36.1	36.3%	28.7
29/09/2023 16:00:00	34.6	135	159	45	34.4	39.6%	28.4
29/09/2023 17:00:00	35.5	153	180	50	35.3	38.9%	28.9
29/09/2023 18:00:00	35.2	161	189	45	34.8	38.6%	28.8
29/09/2023 19:00:00	34.5	129	152	45	35.0	32.9%	28.2
29/09/2023 20:00:00	33.5	79	93	45	33.8	32.3%	27.4
29/09/2023 21:00:00	29.8	49	58	40	34.4	13.8%	25.4
29/09/2023 22:00:00	33.0	30	35	40	34.4	22.9%	26.3
29/09/2023 23:00:00	31.7	28	33	45	35.8	18.2%	25.1
30/09/2023 00:00:00	30.0	21	25	35	32.5	16.0%	25.7
30/09/2023 01:00:00	31.7	8	10	35	32.5	30.0%	26.7
30/09/2023 02:00:00	30.0	4	5	35	32.5	20.0%	27.0
30/09/2023 03:00:00	35.0	5	6	45	37.5	33.3%	24.7
30/09/2023 04:00:00	35.0	3	3	35	32.5	33.3%	22.0
30/09/2023 05:00:00	40.0	3	3	40	37.5	33.3%	28.7
30/09/2023 06:00:00	30.0	6	7	40	37.5	14.3%	26.3
30/09/2023 07:00:00	40.0	14	16	45	36.9	50.0%	29.9
30/09/2023 08:00:00	34.5	25	29	45	34.4	44.8%	29.3
30/09/2023 09:00:00	33.6	51	60	45	34.9	28.3%	27.4
30/09/2023 10:00:00	35.4	69	81	45	35.1	33.3%	28.2
30/09/2023 11:00:00	33.1	128	151	40	33.6	29.8%	26.8
30/09/2023 12:00:00	32.4	149	175	45	34.4	22.3%	26.5
30/09/2023 13:00:00	34.8	115	135	50	35.3	35.6%	28.4
30/09/2023 14:00:00	33.0	132	155	45	34.7	25.2%	26.8
30/09/2023 15:00:00	33.3	113	133	55	34.8	27.8%	27.2
30/09/2023 16:00:00	35.8	122	143	45	36.2	32.2%	28.3
30/09/2023 17:00:00	34.3	134	158	45	34.5	33.5%	27.8
30/09/2023 18:00:00	33.6	139	164	45	34.3	31.7%	28.0
30/09/2023 19:00:00	33.0	101	119	45	34.2	26.9%	27.1
30/09/2023 20:00:00	32.5	71	84	55	36.6	20.2%	26.3
30/09/2023 21:00:00	35.6	54	63	45	35.4	30.2%	26.7
30/09/2023 22:00:00	33.1	27	32	40	33.5	31.3%	27.4
30/09/2023 23:00:00	33.3	30	35	45	34.7	25.7%	27.0
01/10/2023 00:00:00	34.0	20	23	40	33.9	30.4%	27.2
01/10/2023 01:00:00	35.0	14	16	40	34.5	31.3%	27.4
01/10/2023 02:00:00	28.3	12	14	40	37.5	7.1%	22.8
01/10/2023 03:00:00	27.5	6	7	30	0.0	0.0%	23.0
01/10/2023 04:00:00	30.0	4	5	50	47.5	20.0%	30.0
01/10/2023 05:00:00	35.0	5	6	50	40.0	33.3%	28.7
01/10/2023 06:00:00	35.0	5	6	40	35.0	33.3%	28.7
01/10/2023 07:00:00	40.0	19	22	45	40.5	22.7%	27.6
01/10/2023 08:00:00	35.0	23	27	40	35.4	25.9%	25.9
01/10/2023 09:00:00	31.8	44	52	40	32.9	23.1%	26.2
01/10/2023 10:00:00	33.3	55	65	45	35.3	24.6%	27.0

Incoming Summary
New Fenny Road

from Mon-Sep-11-2023-11-00-AM to Mon-Oct-09-2023-12-59-PM

01/10/2023 11:00:00	33.9	82	96	45	34.9	30.2%	27.4
01/10/2023 12:00:00	35.4	110	130	50	35.6	37.7%	28.4
01/10/2023 13:00:00	33.7	124	146	45	34.1	32.2%	27.3
01/10/2023 14:00:00	34.4	125	147	50	34.7	36.1%	28.6
01/10/2023 15:00:00	33.8	120	141	45	34.7	29.1%	27.1
01/10/2023 16:00:00	34.3	128	150	45	34.4	36.0%	27.6
01/10/2023 17:00:00	35.3	113	133	50	34.9	40.6%	28.7
01/10/2023 18:00:00	35.0	62	73	60	36.0	35.6%	28.8
01/10/2023 19:00:00	33.5	75	88	50	35.8	22.7%	26.5
01/10/2023 20:00:00	33.6	54	64	45	35.3	28.1%	27.2
01/10/2023 21:00:00	33.0	30	35	45	33.4	31.4%	26.8
01/10/2023 22:00:00	34.2	21	25	45	34.7	36.0%	28.6
01/10/2023 23:00:00	37.5	7	8	40	35.0	50.0%	30.1
02/10/2023 00:00:00	35.0	7	8	40	35.0	25.0%	27.6
02/10/2023 01:00:00	30.0	2	2	30	0.0	0.0%	24.5
02/10/2023 02:00:00	50.0	1	1	50	47.5	100.0%	47.0
02/10/2023 03:00:00	45.0	5	6	50	40.0	66.7%	33.7
02/10/2023 04:00:00	40.0	2	2	40	37.5	50.0%	29.5
02/10/2023 05:00:00	30.0	3	3	30	0.0	0.0%	27.3
02/10/2023 06:00:00	40.0	5	6	55	38.8	66.7%	33.0
02/10/2023 07:00:00	36.7	36	42	40	34.6	50.0%	28.5
02/10/2023 08:00:00	34.6	110	129	45	34.3	41.1%	27.7
02/10/2023 09:00:00	33.7	83	98	55	35.3	29.6%	27.7
02/10/2023 10:00:00	33.1	94	111	45	35.5	22.5%	26.5
02/10/2023 11:00:00	34.0	94	110	55	35.8	29.1%	28.1
02/10/2023 12:00:00	32.8	105	124	45	34.2	25.8%	26.4
02/10/2023 13:00:00	33.3	108	127	50	34.9	26.0%	27.4
02/10/2023 14:00:00	35.0	99	116	45	35.2	36.2%	28.2
02/10/2023 15:00:00	35.0	97	114	45	35.6	29.8%	27.6
02/10/2023 16:00:00	33.9	123	145	45	35.1	27.6%	27.6
02/10/2023 17:00:00	33.8	126	148	45	34.7	29.7%	27.6
02/10/2023 18:00:00	33.9	116	137	45	34.5	31.4%	27.6
02/10/2023 19:00:00	34.1	91	107	45	35.0	28.0%	26.8
02/10/2023 20:00:00	33.2	59	69	50	35.1	24.6%	27.1
02/10/2023 21:00:00	31.4	38	45	40	33.6	20.0%	26.2
02/10/2023 22:00:00	31.4	36	42	40	33.1	19.0%	26.7
02/10/2023 23:00:00	34.4	29	34	45	34.6	35.3%	27.6
03/10/2023 00:00:00	32.5	8	9	35	32.5	22.2%	25.4
03/10/2023 01:00:00	28.3	3	4	30	0.0	0.0%	25.8
03/10/2023 02:00:00	25.0	1	1	25	0.0	0.0%	22.0
03/10/2023 03:00:00	0.0	0	0	0	0.0	0.0%	0.0
03/10/2023 04:00:00	25.0	1	1	25	0.0	0.0%	22.0
03/10/2023 05:00:00	40.0	3	3	40	37.5	33.3%	27.3
03/10/2023 06:00:00	28.8	7	8	30	0.0	0.0%	24.0
03/10/2023 07:00:00	34.0	33	39	45	34.3	35.9%	27.3
03/10/2023 08:00:00	34.2	99	117	45	34.6	32.5%	27.5
03/10/2023 09:00:00	29.9	358	421	40	33.5	14.5%	24.7
03/10/2023 10:00:00	29.8	335	394	50	34.2	14.0%	24.6

Incoming Summary
New Fenny Road

from Mon-Sep-11-2023-11-00-AM to Mon-Oct-09-2023-12-59-PM

03/10/2023 11:00:00	33.6	135	159	45	34.9	27.7%	27.2
03/10/2023 12:00:00	34.2	110	129	45	35.0	26.4%	27.3
03/10/2023 13:00:00	33.7	116	136	45	34.9	27.2%	27.0
03/10/2023 14:00:00	33.6	112	132	45	35.1	27.3%	26.9
03/10/2023 15:00:00	36.4	103	121	50	36.5	33.1%	28.3
03/10/2023 16:00:00	34.5	118	139	50	34.9	35.3%	28.1
03/10/2023 17:00:00	36.0	157	185	50	35.8	35.7%	28.7
03/10/2023 18:00:00	34.3	179	211	45	34.4	34.1%	27.6
03/10/2023 19:00:00	33.8	116	136	50	34.8	30.9%	27.2
03/10/2023 20:00:00	32.7	80	94	50	35.8	22.3%	26.9
03/10/2023 21:00:00	33.7	48	57	40	33.8	35.1%	28.0
03/10/2023 22:00:00	34.4	35	41	45	35.2	31.7%	28.0
03/10/2023 23:00:00	37.5	21	25	55	36.7	48.0%	29.9
04/10/2023 00:00:00	33.3	7	8	35	32.5	37.5%	27.0
04/10/2023 01:00:00	32.5	6	7	35	32.5	28.6%	24.9
04/10/2023 02:00:00	32.5	5	6	35	32.5	33.3%	27.2
04/10/2023 03:00:00	30.0	2	2	30	0.0	0.0%	24.5
04/10/2023 04:00:00	35.0	1	1	35	32.5	100.0%	32.0
04/10/2023 05:00:00	40.0	3	3	40	37.5	33.3%	30.7
04/10/2023 06:00:00	33.3	8	9	35	32.5	33.3%	27.0
04/10/2023 07:00:00	34.5	45	53	45	35.1	32.1%	27.6
04/10/2023 08:00:00	32.9	98	115	45	35.1	21.7%	26.7
04/10/2023 09:00:00	31.9	88	104	45	34.5	21.2%	26.9
04/10/2023 10:00:00	34.4	93	109	45	35.5	27.5%	27.3
04/10/2023 11:00:00	35.0	88	104	50	35.8	28.8%	27.0
04/10/2023 12:00:00	32.6	98	115	40	33.8	24.3%	26.6
04/10/2023 13:00:00	33.4	127	149	50	34.6	28.2%	27.2
04/10/2023 14:00:00	34.3	99	116	50	36.1	25.0%	26.8
04/10/2023 15:00:00	33.5	115	135	50	34.5	30.4%	27.5
04/10/2023 16:00:00	34.2	122	143	45	34.7	34.3%	28.0
04/10/2023 17:00:00	34.8	149	175	55	36.3	31.4%	27.8
04/10/2023 18:00:00	35.0	173	203	50	35.3	35.5%	28.0
04/10/2023 19:00:00	33.9	115	135	60	36.5	25.9%	26.9
04/10/2023 20:00:00	32.5	81	95	45	34.5	23.2%	25.9
04/10/2023 21:00:00	30.4	65	77	40	32.9	16.9%	25.7
04/10/2023 22:00:00	34.4	37	44	45	34.8	34.1%	27.4
04/10/2023 23:00:00	31.7	28	33	40	33.2	21.2%	25.3
05/10/2023 00:00:00	35.0	7	8	40	34.2	37.5%	28.3
05/10/2023 01:00:00	32.5	10	12	40	34.2	25.0%	25.8
05/10/2023 02:00:00	30.0	1	1	30	0.0	0.0%	27.0
05/10/2023 03:00:00	40.0	2	2	40	37.5	50.0%	32.0
05/10/2023 04:00:00	35.0	1	1	35	32.5	100.0%	32.0
05/10/2023 05:00:00	40.0	3	3	40	37.5	33.3%	30.3
05/10/2023 06:00:00	37.5	11	13	45	35.8	46.2%	29.8
05/10/2023 07:00:00	34.5	40	47	50	35.1	36.2%	28.6
05/10/2023 08:00:00	33.5	106	125	55	34.8	29.6%	27.2
05/10/2023 09:00:00	33.5	106	125	50	35.4	24.8%	26.8
05/10/2023 10:00:00	30.9	88	104	45	33.6	18.3%	25.8

Incoming Summary
New Fenny Road

from Mon-Sep-11-2023-11-00-AM to Mon-Oct-09-2023-12-59-PM

05/10/2023 11:00:00	34.0	85	100	45	34.2	35.0%	27.8
05/10/2023 12:00:00	33.9	121	142	45	34.5	29.6%	27.3
05/10/2023 13:00:00	34.6	108	127	45	35.2	32.3%	27.7
05/10/2023 14:00:00	33.8	95	112	50	35.6	25.9%	27.0
05/10/2023 15:00:00	33.6	128	150	50	34.7	30.0%	27.1
05/10/2023 16:00:00	34.6	109	128	50	35.2	35.2%	28.2
05/10/2023 17:00:00	33.1	165	194	50	35.3	23.2%	26.6
05/10/2023 18:00:00	34.6	148	174	55	35.3	34.5%	28.2
05/10/2023 19:00:00	33.3	108	127	45	34.2	28.3%	26.6
05/10/2023 20:00:00	33.1	84	99	50	35.7	25.3%	27.5
05/10/2023 21:00:00	34.2	58	68	40	34.4	30.9%	27.4
05/10/2023 22:00:00	33.3	36	42	40	33.2	33.3%	27.2
05/10/2023 23:00:00	33.3	25	29	50	35.0	27.6%	27.4
06/10/2023 00:00:00	30.0	4	5	40	37.5	20.0%	28.0
06/10/2023 01:00:00	35.0	5	6	45	37.5	33.3%	29.7
06/10/2023 02:00:00	35.0	5	6	40	35.0	33.3%	26.3
06/10/2023 03:00:00	15.0	1	1	15	0.0	0.0%	12.0
06/10/2023 04:00:00	25.0	2	2	25	0.0	0.0%	19.5
06/10/2023 05:00:00	30.0	3	3	30	0.0	0.0%	24.0
06/10/2023 06:00:00	35.0	10	12	40	34.5	41.7%	27.6
06/10/2023 07:00:00	34.4	38	45	60	35.8	33.3%	27.8
06/10/2023 08:00:00	34.1	97	114	45	35.1	27.2%	27.0
06/10/2023 09:00:00	33.1	97	114	45	34.2	26.3%	26.9
06/10/2023 10:00:00	34.2	80	94	50	34.9	30.9%	27.4
06/10/2023 11:00:00	34.8	82	96	45	34.7	35.4%	27.6
06/10/2023 12:00:00	34.1	118	139	45	34.9	31.7%	27.4
06/10/2023 13:00:00	34.4	133	156	50	34.7	36.5%	28.3
06/10/2023 14:00:00	34.5	120	141	45	34.5	38.3%	28.2
06/10/2023 15:00:00	34.5	146	172	50	35.5	30.2%	27.8
06/10/2023 16:00:00	34.8	141	166	45	35.1	32.5%	28.1
06/10/2023 17:00:00	33.2	152	179	50	34.5	26.8%	26.8
06/10/2023 18:00:00	34.8	146	172	50	34.8	39.0%	28.7
06/10/2023 19:00:00	35.4	99	117	45	35.4	35.0%	28.3
06/10/2023 20:00:00	32.8	92	108	50	34.9	23.1%	25.7
06/10/2023 21:00:00	32.1	66	78	40	33.6	23.1%	26.6
06/10/2023 22:00:00	29.6	36	42	45	35.5	11.9%	24.6
06/10/2023 23:00:00	40.0	27	32	50	40.0	31.3%	29.0
07/10/2023 00:00:00	34.0	22	26	50	36.3	30.8%	27.5
07/10/2023 01:00:00	35.0	8	9	40	34.2	33.3%	27.7
07/10/2023 02:00:00	50.0	2	2	50	47.5	50.0%	37.0
07/10/2023 03:00:00	33.3	6	7	35	32.5	42.9%	27.0
07/10/2023 04:00:00	27.5	3	4	30	0.0	0.0%	21.0
07/10/2023 05:00:00	35.0	8	9	40	34.2	33.3%	26.7
07/10/2023 06:00:00	35.0	4	5	40	35.0	40.0%	28.0
07/10/2023 07:00:00	31.7	17	20	40	33.8	20.0%	25.1
07/10/2023 08:00:00	33.0	28	33	40	34.4	24.2%	26.8
07/10/2023 09:00:00	33.2	70	82	45	34.0	28.0%	26.9
07/10/2023 10:00:00	35.0	95	112	50	35.3	35.7%	27.8

Incoming Summary
New Fenny Road

from Mon-Sep-11-2023-11-00-AM to Mon-Oct-09-2023-12-59-PM

07/10/2023 11:00:00	33.6	118	139	50	35.7	24.5%	27.4
07/10/2023 12:00:00	34.1	114	134	45	35.7	24.6%	26.7
07/10/2023 13:00:00	33.5	135	159	50	35.1	27.0%	27.6
07/10/2023 14:00:00	34.0	133	156	50	35.0	30.8%	27.5
07/10/2023 15:00:00	34.5	129	152	50	35.0	33.6%	28.3
07/10/2023 16:00:00	35.0	112	132	45	34.7	40.2%	28.7
07/10/2023 17:00:00	32.9	133	157	50	35.3	24.2%	27.7
07/10/2023 18:00:00	33.4	110	130	45	35.5	25.4%	26.6
07/10/2023 19:00:00	33.8	100	118	45	34.7	28.8%	27.3
07/10/2023 20:00:00	34.1	68	80	50	36.3	26.3%	27.2
07/10/2023 21:00:00	32.5	26	31	45	34.4	25.8%	26.6
07/10/2023 22:00:00	35.0	25	29	45	35.4	41.4%	28.6
07/10/2023 23:00:00	33.6	31	37	55	35.0	37.8%	27.4
08/10/2023 00:00:00	35.0	18	21	45	34.7	42.9%	28.4
08/10/2023 01:00:00	37.5	6	7	40	33.9	100.0%	33.6
08/10/2023 02:00:00	37.5	10	12	45	37.5	33.3%	27.5
08/10/2023 03:00:00	50.0	1	1	50	47.5	100.0%	47.0
08/10/2023 04:00:00	40.0	5	6	45	37.5	50.0%	28.7
08/10/2023 05:00:00	35.0	2	2	35	32.5	50.0%	22.0
08/10/2023 06:00:00	35.0	2	2	35	32.5	50.0%	24.5
08/10/2023 07:00:00	30.0	19	22	40	35.8	13.6%	25.7
08/10/2023 08:00:00	33.8	19	22	50	35.8	27.3%	25.7
08/10/2023 09:00:00	32.0	47	55	40	33.3	21.8%	25.8
08/10/2023 10:00:00	33.2	46	54	40	33.4	31.5%	27.5
08/10/2023 11:00:00	33.2	80	94	40	34.1	26.6%	27.0
08/10/2023 12:00:00	35.0	100	118	45	35.7	34.7%	28.8
08/10/2023 13:00:00	36.3	131	154	50	35.8	37.0%	28.7
08/10/2023 14:00:00	34.0	115	135	50	34.7	32.6%	27.8
08/10/2023 15:00:00	32.5	104	122	50	35.8	21.3%	27.1
08/10/2023 16:00:00	33.9	127	149	45	34.9	28.9%	27.7
08/10/2023 17:00:00	34.0	123	145	50	34.9	29.0%	27.5
08/10/2023 18:00:00	32.8	99	117	45	34.6	24.8%	26.9
08/10/2023 19:00:00	31.2	72	85	40	34.8	17.6%	25.7
08/10/2023 20:00:00	32.7	53	62	45	34.1	25.8%	25.8
08/10/2023 21:00:00	34.5	36	42	50	35.3	38.1%	28.8
08/10/2023 22:00:00	33.0	21	25	40	33.9	28.0%	26.6
08/10/2023 23:00:00	34.0	19	22	50	35.4	31.8%	28.3
09/10/2023 00:00:00	32.5	5	6	35	32.5	33.3%	28.8
09/10/2023 01:00:00	30.0	8	10	40	35.0	20.0%	24.1
09/10/2023 02:00:00	30.0	3	3	30	0.0	0.0%	24.0
09/10/2023 03:00:00	33.3	5	6	35	32.5	50.0%	29.8
09/10/2023 04:00:00	40.0	2	2	40	37.5	50.0%	32.0
09/10/2023 05:00:00	35.0	3	3	35	32.5	33.3%	23.7
09/10/2023 06:00:00	30.0	9	11	45	40.0	18.2%	26.6
09/10/2023 07:00:00	33.8	49	58	50	34.7	31.0%	28.0
09/10/2023 08:00:00	34.1	102	120	50	35.3	30.0%	27.6
09/10/2023 09:00:00	32.9	105	123	50	35.0	24.4%	26.8
09/10/2023 10:00:00	34.2	71	84	50	35.8	27.4%	26.9

Incoming Summary
New Fenny Road

from Mon-Sep-11-2023-11-00-AM to Mon-Oct-09-2023-12-59-PM

09/10/2023 11:00:00	33.9	99	116	45	34.8	27.6%	27.5
09/10/2023 12:00:00	35.0	84	99	45	35.3	30.3%	27.5
09/10/2023 13:00:00	36.2	47	55	45	36.0	30.9%	27.7

Incoming Summary
New Fenny Road

from Mon-Sep-11-2023-11-00-AM to Mon-Oct-09-2023-12-59-PM

Day/Time Ending	85th pctl (MPH)	85th pctl cnts	Total Cnts	Max Speed	Avg Speeder	% Speeders	Avg Speed
12/09/2023 00:00:00	34.6	1107	1302	70	35.3	33.8%	28.0
13/09/2023 00:00:00	33.5	1398	1645	65	34.5	29.5%	27.3
14/09/2023 00:00:00	34.6	1613	1898	65	35.0	33.2%	27.8
15/09/2023 00:00:00	33.8	1732	2038	50	34.7	31.3%	27.4
16/09/2023 00:00:00	34.3	1648	1939	55	34.9	33.1%	27.9
17/09/2023 00:00:00	34.3	1465	1723	60	35.0	31.7%	27.8
18/09/2023 00:00:00	33.9	1193	1403	55	35.0	29.5%	27.4
19/09/2023 00:00:00	33.9	1539	1811	55	34.9	29.3%	27.4
20/09/2023 00:00:00	33.8	1597	1879	50	34.7	29.4%	27.3
21/09/2023 00:00:00	33.2	1403	1651	60	34.7	26.0%	27.1
22/09/2023 00:00:00	33.7	1635	1924	55	34.8	29.2%	27.4
23/09/2023 00:00:00	34.0	1609	1893	60	34.8	31.0%	27.6
24/09/2023 00:00:00	34.0	1458	1715	60	34.9	31.4%	27.7
25/09/2023 00:00:00	33.7	1191	1401	55	35.0	28.6%	27.2
26/09/2023 00:00:00	34.3	1590	1870	55	35.1	33.2%	27.9
27/09/2023 00:00:00	33.8	1629	1917	55	34.9	29.9%	27.6
28/09/2023 00:00:00	34.1	1689	1987	55	34.9	31.1%	27.5
29/09/2023 00:00:00	34.1	1617	1902	55	35.0	30.5%	27.7
30/09/2023 00:00:00	34.5	1700	2000	55	34.9	33.7%	27.9
01/10/2023 00:00:00	33.8	1522	1790	55	34.8	29.4%	27.4
02/10/2023 00:00:00	34.2	1244	1464	60	34.9	32.0%	27.6
03/10/2023 00:00:00	34.0	1468	1727	55	35.0	29.9%	27.4
04/10/2023 00:00:00	33.3	2177	2561	55	34.9	25.7%	26.7
05/10/2023 00:00:00	33.7	1650	1941	60	35.1	28.0%	27.1
06/10/2023 00:00:00	33.8	1640	1930	55	34.9	29.2%	27.3
07/10/2023 00:00:00	34.2	1718	2021	60	35.0	31.2%	27.5
08/10/2023 00:00:00	34.0	1494	1758	55	35.1	29.5%	27.5
09/10/2023 00:00:00	33.8	1240	1459	50	35.0	29.1%	27.4
09/10/2023 12:59:59	34.0	586	690	50	35.2	28.3%	27.3

Incoming Weekly Counts
New Fenny Road

from Mon-Sep-11-2023-11-00-AM to Mon-Oct-09-2023-12-59-PM

	11/09/2023	to	17/09/2023							
	Monday	Tuesday	Wednesday	Thursday	Friday	Saturday	Sunday	Week	Weekend	Week Day 85%
Hour	11/09/2023	12/09/2023	13/09/2023	14/09/2023	15/09/2023	16/09/2023	17/09/2023	Day Avg	Avg	Avg Speed
0 - 1	*	3	5	2	7	8	7	4.25	7.5	28.75
1 - 2	*	4	3	3	3	3	7	3.25	5	36.25
2 - 3	*	8	2	1	2	3	2	3.25	2.5	31.25
3 - 4	*	3	2	5	1	2	3	2.75	2.5	35
4 - 5	*	2	5	3	6	3	5	4	4	33.75
5 - 6	*	12	6	5	10	5	4	8.25	4.5	34.9
6 - 7	*	44	46	46	42	28	19	44.5	23.5	36.1
7 - 8	*	110	109	119	122	38	21	115	29.5	34.65
8 - 9	*	105	128	130	93	85	59	114	72	33.8
9 - 10	*	105	104	113	105	102	57	106.75	79.5	33.05
10 - 11	*	101	100	106	110	124	100	104.25	112	34.97
11 - 12	66	120	91	126	110	154	146	102.6	150	33.64
12 - 13	112	110	136	115	153	131	169	125.2	150	34.34
13 - 14	127	96	128	147	149	151	138	129.4	144.5	33.8
14 - 15	120	105	132	165	121	137	112	128.6	124.5	34.02
15 - 16	142	135	124	145	154	147	117	140	132	34.56
16 - 17	172	173	176	174	189	130	137	176.8	133.5	34.12
17 - 18	212	122	190	207	158	135	91	177.8	113	34.54
18 - 19	110	111	156	159	153	111	83	137.8	97	34.9
19 - 20	92	78	112	90	94	81	48	93.2	64.5	33.66
20 - 21	68	39	70	105	70	63	33	70.4	48	31.32
21 - 22	40	23	34	38	34	25	21	33.8	23	33.34
22 - 23	30	23	28	21	33	36	14	27	25	34.84
23 - 24	11	13	11	13	20	21	10	13.6	15.5	32.62
Totals	1302	1645	1898	2038	1939	1723	1403			
% of Total	10.9%	13.77%	15.89%	17.06%	16.23%	14.42%	11.74%			

Incoming Weekly Counts
New Fenny Road

from Mon-Sep-11-2023-11-00-AM to Mon-Oct-09-2023-12-59-PM

	18/09/2023	to	24/09/2023							
	Monday	Tuesday	Wednesday	Thursday	Friday	Saturday	Sunday	Week	Weekend	Week Day 85%
Hour	18/09/2023	19/09/2023	20/09/2023	21/09/2023	22/09/2023	23/09/2023	24/09/2023	Day Avg	Avg	Avg Speed
0 - 1	6	5	10	8	5	13	18	6.8	15.5	31.76
1 - 2	2	4	1	2	1	4	8	2	6	30
2 - 3	2	0	0	1	3	1	5	1.2	3	36.67
3 - 4	1	3	5	2	2	0	6	2.6	3	29
4 - 5	2	4	6	4	2	5	5	3.6	5	34.5
5 - 6	7	6	10	4	14	4	4	8.2	4	34.5
6 - 7	47	47	42	38	34	14	16	41.6	15	36.14
7 - 8	112	132	122	111	104	37	12	116.2	24.5	34.34
8 - 9	122	96	108	101	126	70	43	110.6	56.5	33.46
9 - 10	94	90	113	96	106	99	61	99.8	80	34.22
10 - 11	112	83	104	106	102	139	90	101.4	114.5	33.18
11 - 12	107	112	109	131	113	164	114	114.4	139	33.46
12 - 13	117	122	129	129	129	153	179	125.2	166	33.04
13 - 14	93	147	115	132	128	135	135	123	135	32.78
14 - 15	131	144	130	159	159	134	134	144.6	134	33.14
15 - 16	149	141	133	132	146	134	110	140.2	122	34.28
16 - 17	178	184	116	169	183	149	120	166	134.5	33.28
17 - 18	178	194	157	205	162	134	118	179.2	126	34.64
18 - 19	136	149	106	158	129	113	80	135.6	96.5	34.38
19 - 20	83	81	35	99	83	86	62	76.2	74	31.42
20 - 21	56	65	36	46	66	54	30	53.8	42	32.02
21 - 22	42	27	28	45	43	29	27	37	28	33.8
22 - 23	26	28	26	29	30	22	13	27.8	17.5	35.88
23 - 24	8	15	10	17	23	22	11	14.6	16.5	33.9
Totals	1811	1879	1651	1924	1893	1715	1401			
% of Total	14.75%	15.31%	13.45%	15.68%	15.42%	13.97%	11.41%			

Incoming Weekly Counts
New Fenny Road

from Mon-Sep-11-2023-11-00-AM to Mon-Oct-09-2023-12-59-PM

	25/09/2023	to	01/10/2023							
	Monday	Tuesday	Wednesday	Thursday	Friday	Saturday	Sunday	Week	Weekend	Week Day 85%
Hour	25/09/2023	26/09/2023	27/09/2023	28/09/2023	29/09/2023	30/09/2023	01/10/2023	Day Avg	Avg	Avg Speed
0 - 1	4	1	7	5	8	10	16	5	13	31.8
1 - 2	3	5	6	2	3	5	14	3.8	9.5	36.42
2 - 3	2	1	2	3	1	6	7	1.8	6.5	38
3 - 4	5	2	2	7	1	3	5	3.4	4	33.66
4 - 5	5	5	6	3	3	3	6	4.4	4.5	35.5
5 - 6	7	9	12	7	10	7	6	9	6.5	34.32
6 - 7	54	46	45	46	43	16	22	46.8	19	34.66
7 - 8	105	116	119	104	91	29	27	107	28	34.66
8 - 9	97	114	119	119	102	60	52	110.2	56	34.3
9 - 10	103	118	117	95	106	81	65	107.8	73	33.18
10 - 11	100	96	88	106	114	151	96	100.8	123.5	33.98
11 - 12	112	113	118	121	148	175	130	122.4	152.5	33.8
12 - 13	150	156	152	115	142	135	146	143	140.5	34.14
13 - 14	123	127	145	128	144	155	147	133.4	151	34.06
14 - 15	138	137	129	123	160	133	141	137.4	137	34.88
15 - 16	138	143	134	127	159	143	150	140.2	146.5	34.26
16 - 17	166	185	164	183	180	158	133	175.6	145.5	34.1
17 - 18	181	199	207	212	189	164	73	197.6	118.5	34.56
18 - 19	145	135	156	148	152	119	88	147.2	103.5	34.68
19 - 20	92	68	96	103	93	84	64	90.4	74	33.44
20 - 21	63	64	59	64	58	63	35	61.6	49	32.18
21 - 22	41	42	34	49	35	32	25	40.2	28.5	33.7
22 - 23	30	22	54	24	33	35	8	32.6	21.5	31.84
23 - 24	6	13	16	8	25	23	8	13.6	15.5	32.6
Totals	1870	1917	1987	1902	2000	1790	1464			
% of Total	14.46%	14.83%	15.37%	14.71%	15.47%	13.84%	11.32%			

Incoming Weekly Counts
New Fenny Road

from Mon-Sep-11-2023-11-00-AM to Mon-Oct-09-2023-12-59-PM

	02/10/2023	to	08/10/2023							
	Monday	Tuesday	Wednesday	Thursday	Friday	Saturday	Sunday	Week	Weekend	Week Day 85%
Hour	02/10/2023	03/10/2023	04/10/2023	05/10/2023	06/10/2023	07/10/2023	08/10/2023	Day Avg	Avg	Avg Speed
0 - 1	2	4	7	12	6	9	7	6.2	8	31.66
1 - 2	1	1	6	1	6	2	12	3	7	34.5
2 - 3	6	0	2	2	1	7	1	2.2	4	32.5
3 - 4	2	1	1	1	2	4	6	1.4	5	32
4 - 5	3	3	3	3	3	9	2	3	5.5	36
5 - 6	6	8	9	13	12	5	2	9.6	3.5	34.92
6 - 7	42	39	53	47	45	20	22	45.2	21	34.82
7 - 8	129	117	115	125	114	33	22	120	27.5	33.86
8 - 9	98	421	104	125	114	82	55	172.4	68.5	32.42
9 - 10	111	394	109	104	94	112	54	162.4	83	32.48
10 - 11	110	159	104	100	96	139	94	113.8	116.5	34.28
11 - 12	124	129	115	142	139	134	118	129.8	126	33.52
12 - 13	127	136	149	127	156	159	154	139	156.5	33.88
13 - 14	116	132	116	112	141	156	135	123.4	145.5	34.24
14 - 15	114	121	135	150	172	152	122	138.4	137	34.6
15 - 16	145	139	143	128	166	132	149	144.2	140.5	34.4
16 - 17	148	185	175	194	179	157	145	176.2	151	34.18
17 - 18	137	211	203	174	172	130	117	179.4	123.5	34.52
18 - 19	107	136	135	127	117	118	85	124.4	101.5	34.1
19 - 20	69	94	95	99	108	80	62	93	71	32.86
20 - 21	45	57	77	68	78	31	42	65	36.5	32.36
21 - 22	42	41	44	42	42	29	25	42.2	27	32.62
22 - 23	34	25	33	29	32	37	22	30.6	29.5	35.38
23 - 24	9	8	8	5	26	21	6	11.2	13.5	32.96
Totals	1727	2561	1941	1930	2021	1758	1459			
% of Total	12.89%	19.12%	14.49%	14.41%	15.09%	13.12%	10.89%			

Incoming Weekly Counts
New Fenny Road

from Mon-Sep-11-2023-11-00-AM to Mon-Oct-09-2023-12-59-PM

	09/10/2023	to	15/10/2023							
	Monday	Tuesday	Wednesday	Thursday	Friday	Saturday	Sunday	Week	Weekend	Week Day 85%
Hour	09/10/2023	10/10/2023	11/10/2023	12/10/2023	13/10/2023	14/10/2023	15/10/2023	Day Avg	Avg	Avg Speed
0 - 1	10	*	*	*	*	*	*	10	0	30
1 - 2	3	*	*	*	*	*	*	3	0	30
2 - 3	6	*	*	*	*	*	*	6	0	33.3
3 - 4	2	*	*	*	*	*	*	2	0	40
4 - 5	3	*	*	*	*	*	*	3	0	35
5 - 6	11	*	*	*	*	*	*	11	0	30
6 - 7	58	*	*	*	*	*	*	58	0	33.8
7 - 8	120	*	*	*	*	*	*	120	0	34.1
8 - 9	123	*	*	*	*	*	*	123	0	32.9
9 - 10	84	*	*	*	*	*	*	84	0	34.2
10 - 11	116	*	*	*	*	*	*	116	0	33.9
11 - 12	99	*	*	*	*	*	*	99	0	35
12 - 13	55	*	*	*	*	*	*	55	0	36.2
13 - 14	*	*	*	*	*	*	*	0	0	0
14 - 15	*	*	*	*	*	*	*	0	0	0
15 - 16	*	*	*	*	*	*	*	0	0	0
16 - 17	*	*	*	*	*	*	*	0	0	0
17 - 18	*	*	*	*	*	*	*	0	0	0
18 - 19	*	*	*	*	*	*	*	0	0	0
19 - 20	*	*	*	*	*	*	*	0	0	0
20 - 21	*	*	*	*	*	*	*	0	0	0
21 - 22	*	*	*	*	*	*	*	0	0	0
22 - 23	*	*	*	*	*	*	*	0	0	0
23 - 24	*	*	*	*	*	*	*	0	0	0
Totals	690	0	0	0	0	0	0			
% of Total	100%	0%	0%	0%	0%	0%	0%			

Incoming Monthly Counts
New Fenny Road

from Mon-Sep-11-2023-11-00-AM to Mon-Oct-09-2023-12-59-PM

	Sep 2023							Week	Weekend	Week Day 85%
Hour	Monday	Tuesday	Wednesday	Thursday	Friday	Saturday	Sunday	Day Avg	Avg	Avg Speed
0 - 1	10	9	22	15	20	31	25	15.2	28	31.64
1 - 2	5	13	10	7	7	12	15	8.4	13.5	34.06
2 - 3	4	9	4	5	6	10	7	5.6	8.5	34.5
3 - 4	6	8	9	14	4	5	9	8.2	7	33.76
4 - 5	7	11	17	10	11	11	10	11.2	10.5	34.16
5 - 6	14	27	28	16	34	16	8	23.8	12	36.74
6 - 7	101	137	133	130	119	58	35	124	46.5	35.7
7 - 8	217	358	350	334	317	104	33	315.2	68.5	34.56
8 - 9	219	315	355	350	321	215	102	312	158.5	33.84
9 - 10	197	313	334	304	317	282	118	293	200	33.6
10 - 11	212	280	292	318	326	414	190	285.6	302	33.9
11 - 12	285	345	318	378	371	493	260	339.4	376.5	33.72
12 - 13	379	388	417	359	424	419	348	393.4	383.5	33.78
13 - 14	343	370	388	407	421	441	273	385.8	357	33.54
14 - 15	389	386	391	447	440	404	246	410.6	325	34.04
15 - 16	429	419	391	404	459	424	227	420.4	325.5	34.36
16 - 17	516	542	456	526	552	437	257	518.4	347	33.94
17 - 18	571	515	554	624	509	433	209	554.6	321	34.58
18 - 19	391	395	418	465	434	343	163	420.6	253	34.62
19 - 20	267	227	243	292	270	251	110	259.8	180.5	33.14
20 - 21	187	168	165	215	194	180	63	185.8	121.5	32.02
21 - 22	123	92	96	132	112	86	48	111	67	33.48
22 - 23	86	73	108	74	96	93	27	87.4	60	34.04
23 - 24	25	41	37	38	68	66	21	41.8	43.5	33.08
Totals	4983	5441	5536	5864	5832	5228	2804			
% of Total	13.96%	15.25%	15.51%	16.43%	16.34%	14.65%	7.86%			

Incoming Monthly Counts
New Fenny Road

from Mon-Sep-11-2023-11-00-AM to Mon-Oct-09-2023-12-59-PM

	Oct 2023									
Hour	Monday	Tuesday	Wednesday	Thursday	Friday	Saturday	Sunday	Week Day Avg	Weekend Avg	Week Day 85% Avg Speed
0 - 1	12	4	7	12	6	9	23	8.2	16	31.66
1 - 2	4	1	6	1	6	2	26	3.6	14	30.5
2 - 3	12	0	2	2	1	7	8	3.4	7.5	31.25
3 - 4	4	1	1	1	2	4	11	1.8	7.5	31.5
4 - 5	6	3	3	3	3	9	8	3.6	8.5	36
5 - 6	17	8	9	13	12	5	8	11.8	6.5	34.42
6 - 7	100	39	53	47	45	20	44	56.8	32	34.48
7 - 8	249	117	115	125	114	33	49	144	41	33.82
8 - 9	221	421	104	125	114	82	107	197	94.5	32.32
9 - 10	195	394	109	104	94	112	119	179.2	115.5	32.62
10 - 11	226	159	104	100	96	139	190	137	164.5	34.24
11 - 12	223	129	115	142	139	134	248	149.6	191	33.72
12 - 13	182	136	149	127	156	159	300	150	229.5	34.04
13 - 14	116	132	116	112	141	156	282	123.4	219	34.24
14 - 15	114	121	135	150	172	152	263	138.4	207.5	34.6
15 - 16	145	139	143	128	166	132	299	144.2	215.5	34.4
16 - 17	148	185	175	194	179	157	278	176.2	217.5	34.18
17 - 18	137	211	203	174	172	130	190	179.4	160	34.52
18 - 19	107	136	135	127	117	118	173	124.4	145.5	34.1
19 - 20	69	94	95	99	108	80	126	93	103	32.86
20 - 21	45	57	77	68	78	31	77	65	54	32.36
21 - 22	42	41	44	42	42	29	50	42.2	39.5	32.62
22 - 23	34	25	33	29	32	37	30	30.6	33.5	35.38
23 - 24	9	8	8	5	26	21	14	11.2	17.5	32.96
Totals	2417	2561	1941	1930	2021	1758	2923			
% of Total	15.54%	16.47%	12.48%	12.41%	13%	11.3%	18.8%			

Incoming Weekly Speeds
New Fenny Road

from Mon-Sep-11-2023-11-00-AM to Mon-Oct-09-2023-12-59-PM

	11/09/2023	to	17/09/2023							
	Monday	Tuesday	Wednesday	Thursday	Friday	Saturday	Sunday	Week	Weekend	Week Day 85%
Hour	11/09/2023	12/09/2023	13/09/2023	14/09/2023	15/09/2023	16/09/2023	17/09/2023	Day Avg	Avg	Avg Speed
0 - 1	*	23.67	22.2	27	25.71	30.88	26.43	24.47	28.8	28.75
1 - 2	*	31	30.33	27	30.33	25.33	24.14	29.77	24.5	36.25
2 - 3	*	25.12	32	22	17	25.33	29.5	24.69	27	31.25
3 - 4	*	20.33	29.5	25	32	24.5	30.33	25.18	28	35
4 - 5	*	29.5	24.2	28.67	25.5	23.67	28	26.19	26.37	33.75
5 - 6	*	28	28.67	30.2	29.2	29	28.25	28.82	28.67	34.9
6 - 7	*	29.2	30.72	28.83	29.19	27.5	25.32	29.49	26.62	36.1
7 - 8	*	27.76	28.45	28.04	28.6	27.61	28	28.22	27.75	34.65
8 - 9	*	26.54	27.33	27.87	27.71	27.04	27.68	27.38	27.3	33.8
9 - 10	*	26.06	26.94	26.88	27.57	26.57	27.93	26.86	27.06	33.05
10 - 11	*	27.66	28.05	27.49	28.39	28.39	26.73	27.9	27.65	34.97
11 - 12	25.71	27.2	27.86	26.39	27.45	28.29	26.82	26.98	27.57	33.64
12 - 13	28.17	26.52	28.51	26.61	27.17	28.23	26	27.42	26.97	34.34
13 - 14	27.53	27.46	26.64	27.24	27.65	28.38	27.8	27.31	28.1	33.8
14 - 15	27.77	27.98	26.47	26.92	28.66	28.6	28.43	27.49	28.52	34.02
15 - 16	28.37	27.6	27.98	27.41	28.3	27.41	27.59	27.94	27.49	34.56
16 - 17	27.45	27.24	28.27	28.2	28.42	27.45	28.11	27.93	27.79	34.12
17 - 18	28.59	27.15	28.59	28.43	28.72	27.1	28.71	28.38	27.75	34.54
18 - 19	28.91	28.23	28.46	28.26	27.85	27.23	27.01	28.31	27.13	34.9
19 - 20	28.03	28.01	27.01	26.9	28.14	27.78	27.71	27.59	27.75	33.66
20 - 21	27.63	24.82	27.31	25.73	25.03	28.02	26.97	26.17	27.66	31.32
21 - 22	29.98	26.87	27.24	25.42	28.35	29.6	26.24	27.65	28.07	33.34
22 - 23	29.33	26.7	29.11	28.62	24.39	27.31	27.79	27.52	27.44	34.84
23 - 24	27.18	25.62	26.55	27.92	26.25	27.95	31	26.65	28.94	32.62
Totals	28	27.3	27.8	27.4	27.9	27.8	27.4			
% of Total	14.46%	14.1%	14.36%	14.15%	14.41%	14.36%	14.15%			

Incoming Weekly Speeds
New Fenny Road

from Mon-Sep-11-2023-11-00-AM to Mon-Oct-09-2023-12-59-PM

	18/09/2023	to	24/09/2023							
	Monday	Tuesday	Wednesday	Thursday	Friday	Saturday	Sunday	Week	Weekend	Week Day 85%
Hour	18/09/2023	19/09/2023	20/09/2023	21/09/2023	22/09/2023	23/09/2023	24/09/2023	Day Avg	Avg	Avg Speed
0 - 1	24.5	29	26	26.38	23	29.69	26.11	25.82	27.61	31.76
1 - 2	24.5	25.75	27	27	27	28.25	32	26	30.75	30
2 - 3	34.5	0	0	27	22	32	25	27	26.17	36.67
3 - 4	27	20.33	28	14.5	22	0	29.67	23.15	29.67	29
4 - 5	24.5	23.25	27.17	32	32	25	25.2	27.61	25.1	34.5
5 - 6	33.43	25.5	27.6	28.25	28.79	32	25.75	28.76	28.88	34.5
6 - 7	29.06	27.21	29.4	30.05	29.97	31.43	27.81	29.04	29.5	36.14
7 - 8	28.49	27.17	28.03	27.12	28.01	26.84	27.08	27.75	26.9	34.34
8 - 9	26.61	27.53	26.81	27.46	27.68	27.81	27.95	27.21	27.87	33.46
9 - 10	28.16	27.06	27.65	27.79	26.3	27.54	27.46	27.38	27.51	34.22
10 - 11	25.83	26.48	26.27	26.92	28.42	29.71	26.51	26.78	28.45	33.18
11 - 12	26.05	27.58	27.53	27.19	27.26	27.29	26.94	27.13	27.14	33.46
12 - 13	26.56	27.2	25.57	26.8	27.6	27.99	27.12	26.74	27.52	33.04
13 - 14	26.58	26.31	26.99	27.11	27.34	26.7	27.31	26.86	27.01	32.78
14 - 15	26.3	27.69	27.89	26.48	27.82	27.57	27.8	27.24	27.68	33.14
15 - 16	28.87	26.95	27.53	28.2	28.44	27.93	26.78	28.01	27.41	34.28
16 - 17	27.63	27.82	26.34	26.98	27.5	27.85	27.58	27.33	27.73	33.28
17 - 18	28.34	27.87	27.92	28.64	28.14	27.47	27.22	28.2	27.35	34.64
18 - 19	27.46	28.05	27.07	27.72	27.22	27.26	27.52	27.54	27.37	34.38
19 - 20	26.75	27.02	25.06	26.05	25.86	27.69	26.29	26.28	27.1	31.42
20 - 21	28.57	26.97	25.17	26.41	25.79	25.74	26.47	26.68	26	32.02
21 - 22	26.31	29.22	25.39	25.58	29.12	27.17	27.26	27.07	27.21	33.8
22 - 23	28.54	26.14	29	29.31	28.1	29	27.23	28.21	28.34	35.88
23 - 24	27.62	27.93	28	28.41	27.35	28.86	33.09	27.84	30.27	33.9
Totals	27.4	27.3	27.1	27.4	27.6	27.7	27.2			
% of Total	14.29%	14.24%	14.14%	14.29%	14.4%	14.45%	14.19%			

Incoming Weekly Speeds
New Fenny Road

from Mon-Sep-11-2023-11-00-AM to Mon-Oct-09-2023-12-59-PM

	25/09/2023	to	01/10/2023							
	Monday	Tuesday	Wednesday	Thursday	Friday	Saturday	Sunday	Week	Weekend	Week Day 85%
Hour	25/09/2023	26/09/2023	27/09/2023	28/09/2023	29/09/2023	30/09/2023	01/10/2023	Day Avg	Avg	Avg Speed
0 - 1	23.25	32	29.14	27.2	22.62	26.7	27.44	25.84	27.15	31.8
1 - 2	29	31.2	28.17	29.5	23.67	27	22.79	28.53	23.89	36.42
2 - 3	34.5	27	32	37	22	24.67	23	32.56	23.77	38
3 - 4	27	24.5	32	24.43	27	22	30	26.24	27	33.66
4 - 5	29.2	27	27.17	28.67	25.33	28.67	28.67	27.55	28.67	35.5
5 - 6	32	27.67	28.5	27.71	26	26.29	28.67	28.2	27.38	34.32
6 - 7	28.52	27.11	28.69	28.2	28.7	29.88	27.64	28.24	28.58	34.66
7 - 8	27.76	27.87	27.96	27.38	27.63	29.28	25.89	27.73	27.64	34.66
8 - 9	27.81	27.28	29.27	27.5	28.52	27.35	26.17	28.08	26.8	34.3
9 - 10	27.5	26.79	25.57	27.56	27.93	28.19	26.95	27.02	27.64	33.18
10 - 11	27.76	26.76	27.74	26.67	27.45	26.83	27.43	27.27	27.06	33.98
11 - 12	28.12	27.43	27.14	27.2	28.21	26.52	28.4	27.64	27.32	33.8
12 - 13	27.55	28.06	27.11	27.9	27.42	28.36	27.34	27.6	27.83	34.14
13 - 14	28.09	28.2	26.68	27.15	27.22	26.82	28.62	27.44	27.7	34.06
14 - 15	27.92	28.63	27.91	27.86	28.73	27.22	27.11	28.24	27.16	34.88
15 - 16	28.39	27.77	28.19	28.08	28.42	28.29	27.63	28.18	27.95	34.26
16 - 17	27.17	28.01	27.21	28.08	28.93	27.78	28.71	27.9	28.21	34.1
17 - 18	28.51	27.42	27.74	28.44	28.77	27.99	28.82	28.16	28.24	34.56
18 - 19	27.17	27.04	27.78	28.12	28.23	27.05	26.51	27.68	26.82	34.68
19 - 20	27.39	27.34	26.51	27.52	27.35	26.26	27.16	27.22	26.65	33.44
20 - 21	28.22	27.39	26.93	26.77	25.45	26.71	26.8	26.98	26.74	32.18
21 - 22	28.29	27.5	27.71	27.2	26.26	27.38	28.56	27.41	27.89	33.7
22 - 23	27.93	26.32	27.39	26.38	25.09	27.03	30.12	26.73	27.6	31.84
23 - 24	28.67	27.54	26.5	26	25.68	27.22	27.62	26.53	27.32	32.6
Totals	27.9	27.6	27.5	27.7	27.9	27.4	27.6			
% of Total	14.41%	14.26%	14.2%	14.31%	14.41%	14.15%	14.26%			

Incoming Weekly Speeds
New Fenny Road

from Mon-Sep-11-2023-11-00-AM to Mon-Oct-09-2023-12-59-PM

	02/10/2023	to	08/10/2023							
	Monday	Tuesday	Wednesday	Thursday	Friday	Saturday	Sunday	Week	Weekend	Week Day 85%
Hour	02/10/2023	03/10/2023	04/10/2023	05/10/2023	06/10/2023	07/10/2023	08/10/2023	Day Avg	Avg	Avg Speed
0 - 1	24.5	25.75	24.86	25.75	29.67	27.67	33.57	26.23	30.25	31.66
1 - 2	47	22	27.17	27	26.33	37	27.5	27.8	28.86	34.5
2 - 3	33.67	0	24.5	32	12	27	47	29.73	29.5	32.5
3 - 4	29.5	22	32	32	19.5	21	28.67	26.29	25.6	32
4 - 5	27.33	27.33	30.67	30.33	24	26.67	22	27.93	25.82	36
5 - 6	33	24	27	29.85	27.58	28	24.5	28.17	27	34.92
6 - 7	28.48	27.31	27.64	28.55	27.76	25.15	25.68	27.95	25.43	34.82
7 - 8	27.68	27.55	26.66	27.17	27.04	26.82	25.68	27.23	26.36	33.86
8 - 9	27.74	24.73	26.9	26.82	26.86	26.88	25.84	25.92	26.46	32.42
9 - 10	26.49	24.63	27.28	25.79	27.4	27.76	27.48	25.71	27.67	32.48
10 - 11	28.11	27.2	27.03	27.75	27.64	27.41	26.96	27.51	27.23	34.28
11 - 12	26.36	27.34	26.62	27.32	27.44	26.73	28.77	27.04	27.69	33.52
12 - 13	27.43	26.96	27.18	27.75	28.33	27.65	28.73	27.54	28.18	33.88
13 - 14	28.22	26.89	26.76	27.04	28.23	27.47	27.79	27.45	27.62	34.24
14 - 15	27.6	28.27	27.49	27.09	27.81	28.27	27.09	27.64	27.74	34.6
15 - 16	27.57	28.08	27.97	28.24	28.07	28.71	27.68	27.98	28.16	34.4
16 - 17	27.62	28.65	27.83	26.63	26.81	27.74	27.48	27.5	27.62	34.18
17 - 18	27.64	27.65	28.03	28.17	28.74	26.55	26.93	28.05	26.73	34.52
18 - 19	26.82	27.21	26.94	26.63	28.32	27.32	25.71	27.18	26.65	34.1
19 - 20	27.1	26.85	25.94	27.49	25.69	27.17	25.76	26.57	26.56	32.86
20 - 21	26.16	28.02	25.69	27.38	26.59	26.65	28.76	26.73	27.86	32.36
21 - 22	26.67	28	27.36	27.21	24.64	28.62	26.56	26.78	27.67	32.62
22 - 23	27.65	29.92	25.33	27.41	28.97	27.41	28.32	27.75	27.75	35.38
23 - 24	25.44	27	28.25	28	27.5	28.43	28.83	27.25	28.52	32.96
Totals	27.4	26.7	27.1	27.3	27.5	27.5	27.4			
% of Total	14.35%	13.99%	14.2%	14.3%	14.41%	14.41%	14.35%			

Incoming Weekly Speeds
New Fenny Road

from Mon-Sep-11-2023-11-00-AM to Mon-Oct-09-2023-12-59-PM

	09/10/2023	to	15/10/2023							
	Monday	Tuesday	Wednesday	Thursday	Friday	Saturday	Sunday	Week	Weekend	Week Day 85%
Hour	09/10/2023	10/10/2023	11/10/2023	12/10/2023	13/10/2023	14/10/2023	15/10/2023	Day Avg	Avg	Avg Speed
0 - 1	24.1	*	*	*	*	*	*	24.1	*	30
1 - 2	24	*	*	*	*	*	*	24	*	30
2 - 3	29.83	*	*	*	*	*	*	29.83	*	33.3
3 - 4	32	*	*	*	*	*	*	32	*	40
4 - 5	23.67	*	*	*	*	*	*	23.67	*	35
5 - 6	26.64	*	*	*	*	*	*	26.64	*	30
6 - 7	27.98	*	*	*	*	*	*	27.98	*	33.8
7 - 8	27.61	*	*	*	*	*	*	27.61	*	34.1
8 - 9	26.81	*	*	*	*	*	*	26.81	*	32.9
9 - 10	26.93	*	*	*	*	*	*	26.93	*	34.2
10 - 11	27.49	*	*	*	*	*	*	27.49	*	33.9
11 - 12	27.54	*	*	*	*	*	*	27.54	*	35
12 - 13	27.65	*	*	*	*	*	*	27.65	*	36.2
13 - 14	*	*	*	*	*	*	*	*	*	0
14 - 15	*	*	*	*	*	*	*	*	*	0
15 - 16	*	*	*	*	*	*	*	*	*	0
16 - 17	*	*	*	*	*	*	*	*	*	0
17 - 18	*	*	*	*	*	*	*	*	*	0
18 - 19	*	*	*	*	*	*	*	*	*	0
19 - 20	*	*	*	*	*	*	*	*	*	0
20 - 21	*	*	*	*	*	*	*	*	*	0
21 - 22	*	*	*	*	*	*	*	*	*	0
22 - 23	*	*	*	*	*	*	*	*	*	0
23 - 24	*	*	*	*	*	*	*	*	*	0
Totals	27.3	0	0	0	0	0	0			
% of Total	100%	0%	0%	0%	0%	0%	0%			

Incoming Monthly Speeds
New Fenny Road

from Mon-Sep-11-2023-11-00-AM to Mon-Oct-09-2023-12-59-PM

	Sep 2023							Week	Weekend	Week Day 85%
Hour	Monday	Tuesday	Wednesday	Thursday	Friday	Saturday	Sunday	Day Avg	Avg	Avg Speed
0 - 1	24	27.56	26.14	26.73	23.8	29.03	26.2	25.53	27.77	31.64
1 - 2	27.2	29.46	28.7	27.71	27	27	28.33	28.31	27.74	34.06
2 - 3	34.5	25.33	32	32	20.33	25.6	26.29	27.71	25.88	34.5
3 - 4	27	21.38	29.22	23.21	25.75	23	29.89	24.98	27.43	33.76
4 - 5	27.86	26.09	26.29	30	26.64	25.64	26.6	27.18	26.1	34.16
5 - 6	32.71	27.33	28.21	28.62	28.09	28.56	27	28.56	28.04	36.74
6 - 7	28.77	27.82	29.62	28.96	29.24	29.1	26.46	28.87	28.11	35.7
7 - 8	28.14	27.58	28.14	27.53	28.13	27.8	27.67	27.88	27.77	34.56
8 - 9	27.15	27.11	27.82	27.62	27.96	27.38	27.79	27.57	27.51	33.84
9 - 10	27.82	26.62	26.7	27.38	27.27	27.37	27.69	27.1	27.47	33.6
10 - 11	26.74	27	27.32	27.03	28.07	28.26	26.63	27.28	27.75	33.9
11 - 12	26.79	27.4	27.48	26.93	27.69	27.33	26.87	27.27	27.17	33.72
12 - 13	27.42	27.35	27.09	27.09	27.38	28.18	26.57	27.27	27.45	33.78
13 - 14	27.47	27.26	26.76	27.17	27.41	27.32	27.56	27.21	27.41	33.54
14 - 15	27.33	28.1	27.42	27.02	28.38	27.8	28.09	27.65	27.91	34.04
15 - 16	28.55	27.44	27.9	27.88	28.39	27.87	27.2	28.04	27.63	34.36
16 - 17	27.43	27.7	27.4	27.76	28.28	27.7	27.86	27.73	27.76	33.94
17 - 18	28.49	27.52	28.08	28.5	28.55	27.55	27.87	28.24	27.66	34.58
18 - 19	27.76	27.76	27.85	28.03	27.8	27.17	27.26	27.85	27.2	34.62
19 - 20	27.41	27.46	26.53	26.83	27.17	27.24	26.91	27.07	27.14	33.14
20 - 21	28.11	26.63	26.71	26.19	25.41	26.88	26.73	26.59	26.84	32.02
21 - 22	28.16	27.85	26.86	26.14	27.99	27.95	26.81	27.37	27.54	33.48
22 - 23	28.6	26.37	28.22	28.16	25.79	27.6	27.52	27.44	27.58	34.04
23 - 24	27.68	27.07	26.92	27.74	26.41	28	32.1	27.02	28.99	33.08
Totals	27.7	27.4	27.5	27.5	27.8	27.6	27.3			
% of Total	14.37%	14.21%	14.26%	14.26%	14.42%	14.32%	14.16%			

Incoming Monthly Speeds
New Fenny Road

from Mon-Sep-11-2023-11-00-AM to Mon-Oct-09-2023-12-59-PM

	Oct 2023									
Hour	Monday	Tuesday	Wednesday	Thursday	Friday	Saturday	Sunday	Week Day Avg	Weekend Avg	Week Day 85% Avg Speed
0 - 1	24.17	25.75	24.86	25.75	29.67	27.67	29.3	25.71	28.84	31.66
1 - 2	29.75	22	27.17	27	26.33	37	24.96	27.17	25.82	30.5
2 - 3	31.75	0	24.5	32	12	27	26	29.76	26.47	31.25
3 - 4	30.75	22	32	32	19.5	21	29.27	27.56	27.07	31.5
4 - 5	25.5	27.33	30.67	30.33	24	26.67	27	27.22	26.82	36
5 - 6	28.88	24	27	29.85	27.58	28	27.62	27.88	27.77	34.42
6 - 7	28.19	27.31	27.64	28.55	27.76	25.15	26.66	27.96	26.19	34.48
7 - 8	27.65	27.55	26.66	27.17	27.04	26.82	25.8	27.29	26.21	33.82
8 - 9	27.23	24.73	26.9	26.82	26.86	26.88	26	26.03	26.38	32.32
9 - 10	26.68	24.63	27.28	25.79	27.4	27.76	27.19	25.82	27.47	32.62
10 - 11	27.79	27.2	27.03	27.75	27.64	27.41	27.19	27.51	27.29	34.24
11 - 12	26.88	27.34	26.62	27.32	27.44	26.73	28.58	27.11	27.93	33.72
12 - 13	27.49	26.96	27.18	27.75	28.33	27.65	28.05	27.55	27.91	34.04
13 - 14	28.22	26.89	26.76	27.04	28.23	27.47	28.22	27.45	27.95	34.24
14 - 15	27.6	28.27	27.49	27.09	27.81	28.27	27.1	27.64	27.53	34.6
15 - 16	27.57	28.08	27.97	28.24	28.07	28.71	27.66	27.98	27.98	34.4
16 - 17	27.62	28.65	27.83	26.63	26.81	27.74	28.07	27.5	27.95	34.18
17 - 18	27.64	27.65	28.03	28.17	28.74	26.55	27.66	28.05	27.21	34.52
18 - 19	26.82	27.21	26.94	26.63	28.32	27.32	26.12	27.18	26.6	34.1
19 - 20	27.1	26.85	25.94	27.49	25.69	27.17	26.47	26.57	26.74	32.86
20 - 21	26.16	28.02	25.69	27.38	26.59	26.65	27.87	26.73	27.52	32.36
21 - 22	26.67	28	27.36	27.21	24.64	28.62	27.56	26.78	27.95	32.62
22 - 23	27.65	29.92	25.33	27.41	28.97	27.41	28.8	27.75	28.03	35.38
23 - 24	25.44	27	28.25	28	27.5	28.43	28.14	27.25	28.31	32.96
Totals	27.4	26.7	27.1	27.3	27.5	27.5	27.5			
% of Total	14.35%	13.98%	14.19%	14.29%	14.4%	14.4%	14.4%			

Incoming Weekly EightyFifthSpeeds
New Fenny Road

from Mon-Sep-11-2023-11-00-AM to Mon-Oct-09-2023-12-59-PM

	11/09/2023	to	17/09/2023							
	Monday	Tuesday	Wednesday	Thursday	Friday	Saturday	Sunday	Week	Weekend	Week Day 85%
Hour	11/09/2023	12/09/2023	13/09/2023	14/09/2023	15/09/2023	16/09/2023	17/09/2023	Day Avg	Avg	Avg Speed
0 - 1	*	30	25	30	30	40	35	28.75	37.5	28.75
1 - 2	*	30	40	35	40	40	30	36.25	35	36.25
2 - 3	*	35	40	25	25	35	35	31.25	35	31.25
3 - 4	*	35	40	30	35	30	35	35	32.5	35
4 - 5	*	40	30	35	30	30	32.5	33.75	31.25	33.75
5 - 6	*	33.3	37.5	33.8	35	37.5	35	34.9	36.25	34.9
6 - 7	*	34.6	38.1	35	36.7	36.7	32	36.1	34.35	36.1
7 - 8	*	35	34.3	34.3	35	33.6	35	34.65	34.3	34.65
8 - 9	*	33.3	34	33.7	34.2	33.2	35	33.8	34.1	33.8
9 - 10	*	31.7	32.8	33.1	34.6	33.3	33	33.05	33.15	33.05
10 - 11	*	33.8	35.8	34.5	35.8	35	32.8	34.97	33.9	34.97
11 - 12	32.5	35	34.1	32.8	33.8	35	33.3	33.64	34.15	33.64
12 - 13	34.8	32.4	36.5	34.1	33.9	34.1	32.5	34.34	33.3	34.34
13 - 14	33.7	33.5	34.2	33.3	34.3	36	35	33.8	35.5	33.8
14 - 15	34.2	33.6	33.4	33.6	35.3	35.3	34.1	34.02	34.7	34.02
15 - 16	35	34.3	35	33.9	34.6	33.5	34.2	34.56	33.85	34.56
16 - 17	34.2	32.9	34.7	34.4	34.4	33.4	35	34.12	34.2	34.12
17 - 18	34.5	33.5	35.6	34.5	34.6	33.3	34.4	34.54	33.85	34.54
18 - 19	36.3	33.9	35.7	34.7	33.9	33.5	33.6	34.9	33.55	34.9
19 - 20	34.5	32.9	33.5	33.5	33.9	34.5	34.2	33.66	34.35	33.66
20 - 21	34.5	29	33.1	30	30	33.1	33.6	31.32	33.35	31.32
21 - 22	36.7	33.3	32	29.7	35	36.7	30	33.34	33.35	33.34
22 - 23	40	35	35	34.2	30	34.3	35	34.84	34.65	34.84
23 - 24	33.3	29.4	32.5	35	32.9	35	35	32.62	35	32.62
Totals	454.2	800.4	832.8	793.1	807.9	832	810.2			
% of Total	8.52%	15.02%	15.62%	14.88%	15.16%	15.61%	15.2%			

Incoming Weekly EightyFifthSpeeds
New Fenny Road

from Mon-Sep-11-2023-11-00-AM to Mon-Oct-09-2023-12-59-PM

	18/09/2023	to	24/09/2023							
	Monday	Tuesday	Wednesday	Thursday	Friday	Saturday	Sunday	Week	Weekend	Week Day 85%
Hour	18/09/2023	19/09/2023	20/09/2023	21/09/2023	22/09/2023	23/09/2023	24/09/2023	Day Avg	Avg	Avg Speed
0 - 1	28.8	35	35	32.5	27.5	38.3	30	31.76	34.15	31.76
1 - 2	30	30	30	30	30	30	42.5	30	36.25	30
2 - 3	45	0	0	30	35	35	28.3	36.67	31.65	36.67
3 - 4	30	30	40	20	25	0	35	29	35	29
4 - 5	35	25	30	37.5	45	30	30	34.5	30	34.5
5 - 6	42.5	30	30	35	35	35	30	34.5	32.5	34.5
6 - 7	36.7	34.4	35	37.1	37.5	35	33.3	36.14	34.15	36.14
7 - 8	35	32.9	34.6	33.3	35.9	32	30	34.34	31	34.34
8 - 9	32.5	33.8	33.1	33.7	34.2	33.6	35	33.46	34.3	33.46
9 - 10	34.5	35.5	35	34.2	31.9	33.9	33.5	34.22	33.7	34.22
10 - 11	32.4	33.5	31.5	33.9	34.6	36.8	31.8	33.18	34.3	33.18
11 - 12	32.5	34	33.4	33.6	33.8	33.4	32.9	33.46	33.15	33.46
12 - 13	33	33.6	31.6	33.1	33.9	34.3	33.3	33.04	33.8	33.04
13 - 14	32.9	32	32.4	33.1	33.5	32.5	34.5	32.78	33.5	32.78
14 - 15	32.1	33.8	34.3	31.8	33.7	33.8	34.5	33.14	34.15	33.14
15 - 16	34.8	34	33.1	34	35.5	33.6	33.6	34.28	33.6	34.28
16 - 17	34.1	34.1	31.2	33.4	33.6	35	34.2	33.28	34.6	33.28
17 - 18	34.5	34.2	33.9	36.2	34.4	33.5	33.5	34.64	33.5	34.64
18 - 19	34.3	35.5	33.2	34.8	34.1	33.1	34.1	34.38	33.6	34.38
19 - 20	31.9	32.8	28.9	31.8	31.7	33.9	32.1	31.42	33	31.42
20 - 21	34.7	33.2	31	31.4	29.8	33.1	33.3	32.02	33.2	32.02
21 - 22	33.3	37	32.1	31.9	34.7	34	35	33.8	34.5	33.8
22 - 23	36.2	34.2	34	37.5	37.5	40	33	35.88	36.5	35.88
23 - 24	32.5	33.3	35	32.5	36.2	37.5	45	33.9	41.25	33.9
Totals	819.2	761.8	758.3	792.3	814	787.3	808.4			
% of Total	14.78%	13.75%	13.68%	14.3%	14.69%	14.21%	14.59%			

Incoming Weekly EightyFifthSpeeds
New Fenny Road

from Mon-Sep-11-2023-11-00-AM to Mon-Oct-09-2023-12-59-PM

	25/09/2023	to	01/10/2023							
	Monday	Tuesday	Wednesday	Thursday	Friday	Saturday	Sunday	Week	Weekend	Week Day 85%
Hour	25/09/2023	26/09/2023	27/09/2023	28/09/2023	29/09/2023	30/09/2023	01/10/2023	Day Avg	Avg	Avg Speed
0 - 1	30	35	35	29	30	31.7	35	31.8	33.35	31.8
1 - 2	35	33.8	33.3	40	40	30	28.3	36.42	29.15	36.42
2 - 3	40	30	40	55	25	35	27.5	38	31.25	38
3 - 4	40	30	40	28.3	30	35	30	33.66	32.5	33.66
4 - 5	35	32.5	35	35	40	40	35	35.5	37.5	35.5
5 - 6	35	33.3	38.3	35	30	30	35	34.32	32.5	34.32
6 - 7	35	33.1	35	35.6	34.6	40	40	34.66	40	34.66
7 - 8	34.5	34.5	35.3	34.3	34.7	34.5	35	34.66	34.75	34.66
8 - 9	34.6	33.8	34.7	33.1	35.3	33.6	31.8	34.3	32.7	34.3
9 - 10	34.6	33.4	30	33.3	34.6	35.4	33.3	33.18	34.35	33.18
10 - 11	33.9	33.1	35	33.5	34.4	33.1	33.9	33.98	33.5	33.98
11 - 12	34.3	33.5	34	32.9	34.3	32.4	35.4	33.8	33.9	33.8
12 - 13	34.6	34.8	33.2	34.3	33.8	34.8	33.7	34.14	34.25	34.14
13 - 14	35	35	32.9	33.6	33.8	33	34.4	34.06	33.7	34.06
14 - 15	33.8	34.9	34.8	34.8	36.1	33.3	33.8	34.88	33.55	34.88
15 - 16	34.4	33.5	34.5	34.3	34.6	35.8	34.3	34.26	35.05	34.26
16 - 17	34	34.1	32.8	34.1	35.5	34.3	35.3	34.1	34.8	34.1
17 - 18	34.8	33.9	34.5	34.4	35.2	33.6	35	34.56	34.3	34.56
18 - 19	33.5	34.1	34.8	36.5	34.5	33	33.5	34.68	33.25	34.68
19 - 20	34.1	32.5	32.5	34.6	33.5	32.5	33.6	33.44	33.05	33.44
20 - 21	33.3	32.2	33.5	32.1	29.8	35.6	33	32.18	34.3	32.18
21 - 22	34.6	33.3	33.8	33.8	33	33.1	34.2	33.7	33.65	33.7
22 - 23	34	30	33.5	30	31.7	33.3	37.5	31.84	35.4	31.84
23 - 24	35	33	32.5	32.5	30	34	35	32.6	34.5	32.6
Totals	833	797.3	828.9	830	804.4	817	813.5			
% of Total	14.55%	13.93%	14.48%	14.5%	14.05%	14.27%	14.21%			

Incoming Weekly EightyFifthSpeeds
New Fenny Road

from Mon-Sep-11-2023-11-00-AM to Mon-Oct-09-2023-12-59-PM

	02/10/2023	to	08/10/2023							
	Monday	Tuesday	Wednesday	Thursday	Friday	Saturday	Sunday	Week	Weekend	Week Day 85%
Hour	02/10/2023	03/10/2023	04/10/2023	05/10/2023	06/10/2023	07/10/2023	08/10/2023	Day Avg	Avg	Avg Speed
0 - 1	30	28.3	32.5	32.5	35	35	37.5	31.66	36.25	31.66
1 - 2	50	25	32.5	30	35	50	37.5	34.5	43.75	34.5
2 - 3	45	0	30	40	15	33.3	50	32.5	41.65	32.5
3 - 4	40	25	35	35	25	27.5	40	32	33.75	32
4 - 5	30	40	40	40	30	35	35	36	35	36
5 - 6	40	28.8	33.3	37.5	35	35	35	34.92	35	34.92
6 - 7	36.7	34	34.5	34.5	34.4	31.7	30	34.82	30.85	34.82
7 - 8	34.6	34.2	32.9	33.5	34.1	33	33.8	33.86	33.4	33.86
8 - 9	33.7	29.9	31.9	33.5	33.1	33.2	32	32.42	32.6	32.42
9 - 10	33.1	29.8	34.4	30.9	34.2	35	33.2	32.48	34.1	32.48
10 - 11	34	33.6	35	34	34.8	33.6	33.2	34.28	33.4	34.28
11 - 12	32.8	34.2	32.6	33.9	34.1	34.1	35	33.52	34.55	33.52
12 - 13	33.3	33.7	33.4	34.6	34.4	33.5	36.3	33.88	34.9	33.88
13 - 14	35	33.6	34.3	33.8	34.5	34	34	34.24	34	34.24
14 - 15	35	36.4	33.5	33.6	34.5	34.5	32.5	34.6	33.5	34.6
15 - 16	33.9	34.5	34.2	34.6	34.8	35	33.9	34.4	34.45	34.4
16 - 17	33.8	36	34.8	33.1	33.2	32.9	34	34.18	33.45	34.18
17 - 18	33.9	34.3	35	34.6	34.8	33.4	32.8	34.52	33.1	34.52
18 - 19	34.1	33.8	33.9	33.3	35.4	33.8	31.2	34.1	32.5	34.1
19 - 20	33.2	32.7	32.5	33.1	32.8	34.1	32.7	32.86	33.4	32.86
20 - 21	31.4	33.7	30.4	34.2	32.1	32.5	34.5	32.36	33.5	32.36
21 - 22	31.4	34.4	34.4	33.3	29.6	35	33	32.62	34	32.62
22 - 23	34.4	37.5	31.7	33.3	40	33.6	34	35.38	33.8	35.38
23 - 24	32.5	33.3	35	30	34	35	32.5	32.96	33.75	32.96
Totals	841.8	756.7	807.7	816.8	789.8	823.7	833.6			
% of Total	14.85%	13.35%	14.24%	14.41%	13.93%	14.53%	14.7%			

Incoming Weekly EightyFifthSpeeds
New Fenny Road

from Mon-Sep-11-2023-11-00-AM to Mon-Oct-09-2023-12-59-PM

	09/10/2023	to	15/10/2023							
	Monday	Tuesday	Wednesday	Thursday	Friday	Saturday	Sunday	Week	Weekend	Week Day 85%
Hour	09/10/2023	10/10/2023	11/10/2023	12/10/2023	13/10/2023	14/10/2023	15/10/2023	Day Avg	Avg	Avg Speed
0 - 1	30	*	*	*	*	*	*	30	0	30
1 - 2	30	*	*	*	*	*	*	30	0	30
2 - 3	33.3	*	*	*	*	*	*	33.3	0	33.3
3 - 4	40	*	*	*	*	*	*	40	0	40
4 - 5	35	*	*	*	*	*	*	35	0	35
5 - 6	30	*	*	*	*	*	*	30	0	30
6 - 7	33.8	*	*	*	*	*	*	33.8	0	33.8
7 - 8	34.1	*	*	*	*	*	*	34.1	0	34.1
8 - 9	32.9	*	*	*	*	*	*	32.9	0	32.9
9 - 10	34.2	*	*	*	*	*	*	34.2	0	34.2
10 - 11	33.9	*	*	*	*	*	*	33.9	0	33.9
11 - 12	35	*	*	*	*	*	*	35	0	35
12 - 13	36.2	*	*	*	*	*	*	36.2	0	36.2
13 - 14	*	*	*	*	*	*	*	0	0	0
14 - 15	*	*	*	*	*	*	*	0	0	0
15 - 16	*	*	*	*	*	*	*	0	0	0
16 - 17	*	*	*	*	*	*	*	0	0	0
17 - 18	*	*	*	*	*	*	*	0	0	0
18 - 19	*	*	*	*	*	*	*	0	0	0
19 - 20	*	*	*	*	*	*	*	0	0	0
20 - 21	*	*	*	*	*	*	*	0	0	0
21 - 22	*	*	*	*	*	*	*	0	0	0
22 - 23	*	*	*	*	*	*	*	0	0	0
23 - 24	*	*	*	*	*	*	*	0	0	0
Totals	438.4	0	0	0	0	0	0			
% of Total	100%	0%	0%	0%	0%	0%	0%			

Incoming Monthly EightyFifthSpeeds
New Fenny Road

from Mon-Sep-11-2023-11-00-AM to Mon-Oct-09-2023-12-59-PM

	Sep 2023							Week	Weekend	Week Day 85%
Hour	Monday	Tuesday	Wednesday	Thursday	Friday	Saturday	Sunday	Day Avg	Avg	Avg Speed
0 - 1	29	35	35	30	29.2	37	31.7	31.64	34.35	31.64
1 - 2	30	34	33.8	35	37.5	35	40	34.06	37.5	34.06
2 - 3	40	35	37.5	35	25	33.3	30	34.5	31.65	34.5
3 - 4	40	30	40	28.8	30	30	35	33.76	32.5	33.76
4 - 5	35	33.3	32.5	35	35	30	31.7	34.16	30.85	34.16
5 - 6	42.5	32.9	38.3	35	35	37.5	35	36.74	36.25	36.74
6 - 7	36	34.2	36.6	36	35.7	37.5	32.5	35.7	35	35.7
7 - 8	34.8	33.9	34.7	34.1	35.3	33.7	35	34.56	34.35	34.56
8 - 9	33.3	33.6	34.1	33.6	34.6	33.5	35	33.84	34.25	33.84
9 - 10	34.5	33.1	33.2	33.4	33.8	34.1	33.2	33.6	33.65	33.6
10 - 11	33.2	33.3	34.3	34	34.7	34.7	32.5	33.9	33.6	33.9
11 - 12	33.5	34.2	33.8	33.1	34	33.6	33.1	33.72	33.35	33.72
12 - 13	34.1	33.6	33.7	33.7	33.8	34.4	32.9	33.78	33.65	33.78
13 - 14	34	33.3	33.2	33.3	33.9	33.8	34.8	33.54	34.3	33.54
14 - 15	33.6	34.2	34.3	33.3	34.8	34.1	34.3	34.04	34.2	34.04
15 - 16	34.7	33.9	34.3	34.1	34.8	34	33.9	34.36	33.95	34.36
16 - 17	34.2	33.7	33.4	34	34.4	34.3	34.6	33.94	34.45	33.94
17 - 18	34.6	33.9	34.7	34.9	34.8	33.5	34.1	34.58	33.8	34.58
18 - 19	34.5	34.5	34.6	35.3	34.2	33.3	33.9	34.62	33.6	34.62
19 - 20	33.7	32.7	32.5	33.4	33.4	33.9	33.1	33.14	33.5	33.14
20 - 21	34	32.3	32.7	31.2	29.9	33.7	33.5	32.02	33.6	32.02
21 - 22	34.8	33.9	32.8	31.6	34.3	34.2	33.8	33.48	34	33.48
22 - 23	35.6	33.1	33.9	34.3	33.3	34.4	33.8	34.04	34.1	34.04
23 - 24	33.6	32.2	33.3	33.3	33	34.7	43.3	33.08	39	33.08

Incoming Monthly EightyFifthSpeeds
New Fenny Road

from Mon-Sep-11-2023-11-00-AM to Mon-Oct-09-2023-12-59-PM

	Oct 2023							Week	Weekend	Week Day 85%
Hour	Monday	Tuesday	Wednesday	Thursday	Friday	Saturday	Sunday	Day Avg	Avg	Avg Speed
0 - 1	30	28.3	32.5	32.5	35	35	36.2	31.66	35.6	31.66
1 - 2	30	25	32.5	30	35	50	35	30.5	42.5	30.5
2 - 3	40	0	30	40	15	33.3	30	31.25	31.65	31.25
3 - 4	37.5	25	35	35	25	27.5	40	31.5	33.75	31.5
4 - 5	30	40	40	40	30	35	35	36	35	36
5 - 6	37.5	28.8	33.3	37.5	35	35	35	34.42	35	34.42
6 - 7	35	34	34.5	34.5	34.4	31.7	35	34.48	33.35	34.48
7 - 8	34.4	34.2	32.9	33.5	34.1	33	34.3	33.82	33.65	33.82
8 - 9	33.2	29.9	31.9	33.5	33.1	33.2	31.9	32.32	32.55	32.32
9 - 10	33.8	29.8	34.4	30.9	34.2	35	33.3	32.62	34.15	32.62
10 - 11	33.8	33.6	35	34	34.8	33.6	33.6	34.24	33.6	34.24
11 - 12	33.8	34.2	32.6	33.9	34.1	34.1	35.4	33.72	34.75	33.72
12 - 13	34.1	33.7	33.4	34.6	34.4	33.5	34.7	34.04	34.1	34.04
13 - 14	35	33.6	34.3	33.8	34.5	34	34.2	34.24	34.1	34.24
14 - 15	35	36.4	33.5	33.6	34.5	34.5	33.3	34.6	33.9	34.6
15 - 16	33.9	34.5	34.2	34.6	34.8	35	34.1	34.4	34.55	34.4
16 - 17	33.8	36	34.8	33.1	33.2	32.9	34.7	34.18	33.8	34.18
17 - 18	33.9	34.3	35	34.6	34.8	33.4	33.9	34.52	33.65	34.52
18 - 19	34.1	33.8	33.9	33.3	35.4	33.8	32.5	34.1	33.15	34.1
19 - 20	33.2	32.7	32.5	33.1	32.8	34.1	33.1	32.86	33.6	32.86
20 - 21	31.4	33.7	30.4	34.2	32.1	32.5	33.6	32.36	33.05	32.36
21 - 22	31.4	34.4	34.4	33.3	29.6	35	33.6	32.62	34.3	32.62
22 - 23	34.4	37.5	31.7	33.3	40	33.6	35	35.38	34.3	35.38
23 - 24	32.5	33.3	35	30	34	35	33.3	32.96	34.15	32.96

Summary of Violators
New Fenny Road

from Mon-Sep-11-2023-11-00-AM to Mon-Oct-09-2023-12-59-PM

Starting Hour	Count	Average Speed of all Traffic	Violator Counts	Average Speed of Violators
00:00:00	0	N/A	N/A	N/A
01:00:00	0	N/A	N/A	N/A
02:00:00	0	N/A	N/A	N/A
03:00:00	0	N/A	N/A	N/A
04:00:00	0	N/A	N/A	N/A
05:00:00	0	N/A	N/A	N/A
06:00:00	0	N/A	N/A	N/A
07:00:00	0	N/A	N/A	N/A
08:00:00	0	N/A	N/A	N/A
09:00:00	0	N/A	N/A	N/A
10:00:00	0	N/A	N/A	N/A
11:00:00	56	10.4	10	36.0
12:00:00	110	13.5	38	35.8
13:00:00	129	11.2	36	35.0
14:00:00	119	10.9	36	34.3
15:00:00	139	10.8	50	34.9
16:00:00	173	10.2	62	35.1
17:00:00	201	8.9	76	35.1
18:00:00	126	11.9	51	35.0
19:00:00	97	13.4	33	35.2
20:00:00	67	17.4	18	34.7
21:00:00	42	22.5	18	37.8
22:00:00	31	21.3	7	40.4
23:00:00	12	23.8	5	36.5
00:00:00	3	24.2	0	0.0
01:00:00	4	25.6	1	52.5
02:00:00	8	25.6	2	35.0
03:00:00	3	20.8	1	32.5
04:00:00	2	30.0	1	37.5
05:00:00	10	23.0	3	34.2
06:00:00	38	18.7	17	34.0
07:00:00	114	13.7	36	36.3
08:00:00	102	13.4	32	35.2
09:00:00	104	9.9	25	32.9
10:00:00	98	12.9	29	34.9
11:00:00	119	12.4	39	35.7
12:00:00	110	10.6	27	33.6
13:00:00	104	11.7	27	34.5
14:00:00	97	13.4	32	34.2
15:00:00	138	10.9	49	34.7
16:00:00	171	8.3	50	33.6
17:00:00	132	9.2	35	34.2
18:00:00	105	11.0	36	34.3
19:00:00	82	11.0	25	32.9
20:00:00	41	15.1	4	35.0
21:00:00	24	23.9	7	33.2
22:00:00	19	21.2	6	35.8
23:00:00	15	24.0	2	35.0

Summary of Violators
New Fenny Road

from Mon-Sep-11-2023-11-00-AM to Mon-Oct-09-2023-12-59-PM

00:00:00	6	15.8	0	0.0
01:00:00	4	28.8	2	35.0
02:00:00	1	37.5	1	37.5
03:00:00	3	29.2	1	37.5
04:00:00	5	21.0	1	32.5
05:00:00	6	29.2	4	35.0
06:00:00	40	22.3	22	35.9
07:00:00	103	13.6	42	34.5
08:00:00	127	11.0	36	35.0
09:00:00	112	10.9	28	34.5
10:00:00	99	13.0	31	36.2
11:00:00	88	12.9	29	34.7
12:00:00	133	11.9	48	35.5
13:00:00	125	10.7	38	35.1
14:00:00	129	11.9	35	34.9
15:00:00	132	12.0	43	35.2
16:00:00	170	9.9	60	35.3
17:00:00	188	9.3	76	35.1
18:00:00	167	10.2	61	35.2
19:00:00	112	11.7	32	34.4
20:00:00	72	12.7	22	33.4
21:00:00	37	17.4	8	33.8
22:00:00	29	16.6	8	36.3
23:00:00	12	26.7	3	34.2
00:00:00	2	27.5	0	0.0
01:00:00	3	27.5	1	32.5
02:00:00	1	22.5	0	0.0
03:00:00	3	24.2	0	0.0
04:00:00	5	28.5	3	32.5
05:00:00	4	21.9	3	32.5
06:00:00	37	18.7	19	34.9
07:00:00	119	11.8	48	34.1
08:00:00	132	10.8	45	34.3
09:00:00	112	12.0	34	34.3
10:00:00	106	14.5	35	35.4
11:00:00	124	10.5	32	34.2
12:00:00	118	12.2	30	35.0
13:00:00	140	10.1	36	34.7
14:00:00	167	9.4	47	34.9
15:00:00	145	11.0	43	35.5
16:00:00	177	9.0	67	34.2
17:00:00	196	8.3	75	34.7
18:00:00	165	10.1	57	35.9
19:00:00	102	12.0	26	35.0
20:00:00	101	9.1	18	33.3
21:00:00	40	13.8	4	36.3
22:00:00	23	22.4	9	34.7
23:00:00	15	22.3	5	34.5
00:00:00	7	22.9	1	37.5

Summary of Violators
New Fenny Road

from Mon-Sep-11-2023-11-00-AM to Mon-Oct-09-2023-12-59-PM

01:00:00	4	27.5	2	35.0
02:00:00	2	17.5	0	0.0
03:00:00	1	32.5	1	32.5
04:00:00	6	22.1	1	32.5
05:00:00	9	23.1	4	35.0
06:00:00	35	20.4	13	36.3
07:00:00	113	13.5	41	35.3
08:00:00	105	13.7	35	35.1
09:00:00	99	13.2	35	34.4
10:00:00	107	13.6	36	35.7
11:00:00	111	12.0	39	35.2
12:00:00	147	9.8	33	35.1
13:00:00	154	10.1	45	34.6
14:00:00	124	11.3	50	35.0
15:00:00	153	9.8	55	34.6
16:00:00	190	9.1	65	35.2
17:00:00	154	10.1	64	35.0
18:00:00	157	8.9	53	34.2
19:00:00	100	13.3	33	34.5
20:00:00	70	13.4	10	34.0
21:00:00	36	20.9	11	36.1
22:00:00	35	15.8	7	33.2
23:00:00	20	18.0	6	32.5
00:00:00	9	28.9	5	36.5
01:00:00	3	25.8	1	37.5
02:00:00	3	25.8	1	32.5
03:00:00	2	25.0	0	0.0
04:00:00	3	24.2	0	0.0
05:00:00	5	29.5	2	37.5
06:00:00	26	18.6	7	38.2
07:00:00	35	20.5	13	33.7
08:00:00	82	12.9	21	33.7
09:00:00	107	12.0	30	34.3
10:00:00	109	13.0	42	34.6
11:00:00	160	9.5	52	35.3
12:00:00	125	11.5	48	34.6
13:00:00	157	10.0	59	35.2
14:00:00	136	12.1	49	35.5
15:00:00	152	9.7	43	34.9
16:00:00	123	11.4	34	35.6
17:00:00	137	10.2	34	34.9
18:00:00	120	11.8	32	35.3
19:00:00	78	14.1	26	34.2
20:00:00	68	16.5	20	35.5
21:00:00	24	24.5	11	35.7
22:00:00	32	25.3	12	35.0
23:00:00	27	18.2	6	37.5
00:00:00	8	24.1	2	35.0
01:00:00	7	24.6	1	32.5

Summary of Violators
New Fenny Road

from Mon-Sep-11-2023-11-00-AM to Mon-Oct-09-2023-12-59-PM

02:00:00	2	30.0	1	32.5
03:00:00	2	32.5	2	32.5
04:00:00	6	28.3	2	32.5
05:00:00	3	32.5	2	35.0
06:00:00	18	21.8	5	32.5
07:00:00	21	26.7	5	38.5
08:00:00	54	18.5	17	36.3
09:00:00	59	17.1	14	36.1
10:00:00	94	12.2	27	34.2
11:00:00	143	10.3	35	34.4
12:00:00	172	8.7	42	34.3
13:00:00	138	11.2	46	35.3
14:00:00	114	12.9	40	34.8
15:00:00	117	12.2	31	35.4
16:00:00	139	11.1	44	35.5
17:00:00	97	13.5	40	34.9
18:00:00	79	14.4	21	34.9
19:00:00	52	17.0	13	36.3
20:00:00	34	18.1	10	34.5
21:00:00	20	20.1	3	34.2
22:00:00	15	26.0	5	34.5
23:00:00	10	31.5	6	35.8
00:00:00	6	25.0	0	0.0
01:00:00	2	25.0	0	0.0
02:00:00	2	35.0	1	42.5
03:00:00	0	N/A	N/A	N/A
04:00:00	3	25.8	1	32.5
05:00:00	6	35.0	4	38.8
06:00:00	42	17.2	16	35.3
07:00:00	111	13.6	44	35.1
08:00:00	111	11.8	27	35.1
09:00:00	111	11.4	34	34.6
10:00:00	103	11.9	23	34.5
11:00:00	111	11.2	23	35.5
12:00:00	116	11.0	29	34.7
13:00:00	91	13.8	26	34.0
14:00:00	123	10.3	24	34.6
15:00:00	147	10.7	55	35.4
16:00:00	184	8.5	53	34.6
17:00:00	176	9.4	65	35.0
18:00:00	145	9.9	40	35.0
19:00:00	87	12.6	19	34.1
20:00:00	54	18.6	25	34.7
21:00:00	44	17.3	9	35.3
22:00:00	27	24.1	10	34.5
23:00:00	8	30.0	3	35.8
00:00:00	6	29.2	2	35.0
01:00:00	4	26.3	1	32.5
02:00:00	0	N/A	N/A	N/A

Summary of Violators
New Fenny Road

from Mon-Sep-11-2023-11-00-AM to Mon-Oct-09-2023-12-59-PM

03:00:00	3	20.8	0	0.0
04:00:00	4	23.8	1	32.5
05:00:00	5	21.0	1	32.5
06:00:00	34	17.9	9	34.2
07:00:00	132	10.4	40	34.3
08:00:00	100	13.2	27	34.9
09:00:00	97	13.7	24	36.7
10:00:00	76	14.5	18	34.7
11:00:00	107	12.2	30	35.3
12:00:00	128	11.3	38	34.3
13:00:00	147	9.0	34	34.1
14:00:00	141	10.3	40	34.5
15:00:00	143	10.9	45	34.5
16:00:00	178	9.2	55	35.0
17:00:00	195	8.7	72	34.3
18:00:00	150	10.0	52	34.9
19:00:00	90	12.8	19	35.4
20:00:00	68	14.3	22	33.9
21:00:00	26	23.1	8	36.3
22:00:00	31	18.1	10	35.0
23:00:00	15	17.8	4	33.8
00:00:00	10	26.5	3	35.8
01:00:00	1	27.5	0	0.0
02:00:00	0	N/A	N/A	N/A
03:00:00	5	28.5	2	40.0
04:00:00	6	23.8	1	37.5
05:00:00	5	34.5	2	47.5
06:00:00	40	19.7	15	35.5
07:00:00	115	12.3	36	35.0
08:00:00	110	12.5	34	34.6
09:00:00	114	11.9	31	35.9
10:00:00	104	11.8	22	35.0
11:00:00	109	11.2	31	34.3
12:00:00	132	8.5	24	33.3
13:00:00	112	9.8	26	33.7
14:00:00	128	12.3	40	35.8
15:00:00	140	9.5	36	34.0
16:00:00	109	9.8	22	34.1
17:00:00	154	9.6	43	34.4
18:00:00	111	11.6	35	34.2
19:00:00	46	12.0	2	32.5
20:00:00	35	18.0	6	33.3
21:00:00	28	20.0	7	32.5
22:00:00	26	20.0	7	34.6
23:00:00	10	31.0	4	41.3
00:00:00	9	27.5	3	32.5
01:00:00	2	27.5	0	0.0
02:00:00	1	27.5	0	0.0
03:00:00	2	15.0	0	0.0

Summary of Violators
New Fenny Road

from Mon-Sep-11-2023-11-00-AM to Mon-Oct-09-2023-12-59-PM

04:00:00	4	32.5	3	35.8
05:00:00	4	28.8	2	35.0
06:00:00	32	24.5	15	35.5
07:00:00	106	12.7	34	34.4
08:00:00	103	11.4	26	35.8
09:00:00	90	13.8	28	35.4
10:00:00	111	11.8	31	34.4
11:00:00	129	10.7	34	35.0
12:00:00	129	10.3	32	35.0
13:00:00	138	8.7	41	33.2
14:00:00	149	9.0	35	33.9
15:00:00	140	10.0	48	34.1
16:00:00	163	9.7	46	34.8
17:00:00	206	9.3	72	35.9
18:00:00	164	10.5	55	35.6
19:00:00	106	10.4	23	33.2
20:00:00	46	16.0	9	33.6
21:00:00	43	16.5	10	34.5
22:00:00	31	20.6	11	36.1
23:00:00	16	19.5	4	32.5
00:00:00	6	25.8	1	37.5
01:00:00	1	27.5	0	0.0
02:00:00	3	22.5	1	32.5
03:00:00	2	22.5	0	0.0
04:00:00	2	32.5	1	42.5
05:00:00	12	29.2	4	38.8
06:00:00	29	21.6	12	34.6
07:00:00	106	12.3	40	35.9
08:00:00	121	12.4	39	34.8
09:00:00	111	11.6	25	34.5
10:00:00	100	13.1	28	36.4
11:00:00	111	12.7	26	35.8
12:00:00	129	11.3	44	34.5
13:00:00	132	9.9	40	33.9
14:00:00	148	9.6	51	34.3
15:00:00	143	10.1	51	35.1
16:00:00	190	7.8	63	33.8
17:00:00	158	9.7	57	34.6
18:00:00	131	10.8	42	34.3
19:00:00	91	12.0	16	34.4
20:00:00	68	14.3	10	36.5
21:00:00	42	18.2	17	34.9
22:00:00	34	18.5	12	35.8
23:00:00	22	24.0	7	35.4
00:00:00	15	29.8	7	36.1
01:00:00	4	28.8	1	42.5
02:00:00	1	32.5	1	32.5
03:00:00	0	N/A	N/A	N/A
04:00:00	5	25.5	1	32.5

Summary of Violators
New Fenny Road

from Mon-Sep-11-2023-11-00-AM to Mon-Oct-09-2023-12-59-PM

05:00:00	4	32.5	3	34.2
06:00:00	13	27.1	8	35.0
07:00:00	34	18.8	7	35.4
08:00:00	70	12.4	21	33.7
09:00:00	98	13.7	29	35.3
10:00:00	129	12.1	57	35.5
11:00:00	163	8.5	49	34.1
12:00:00	162	10.7	52	35.7
13:00:00	135	10.2	33	34.0
14:00:00	129	10.6	40	34.6
15:00:00	139	9.4	43	34.6
16:00:00	140	11.2	45	35.6
17:00:00	138	9.9	39	34.3
18:00:00	116	10.9	35	34.4
19:00:00	94	13.3	28	34.8
20:00:00	53	18.6	13	35.2
21:00:00	30	21.8	8	35.0
22:00:00	22	24.3	9	37.5
23:00:00	22	27.6	11	35.2
00:00:00	17	18.8	3	34.2
01:00:00	10	28.8	4	38.8
02:00:00	5	25.5	0	0.0
03:00:00	6	25.4	2	42.5
04:00:00	5	21.0	1	32.5
05:00:00	4	26.3	1	32.5
06:00:00	13	19.4	3	32.5
07:00:00	13	26.9	3	42.5
08:00:00	45	18.8	15	35.2
09:00:00	54	15.0	13	36.0
10:00:00	90	11.3	21	33.7
11:00:00	108	11.2	29	33.5
12:00:00	183	8.5	52	34.7
13:00:00	135	10.9	39	35.6
14:00:00	133	11.0	39	36.0
15:00:00	108	12.1	28	34.5
16:00:00	122	11.6	40	34.8
17:00:00	118	11.2	40	34.3
18:00:00	85	13.6	28	35.2
19:00:00	62	14.8	12	35.0
20:00:00	31	16.2	5	34.5
21:00:00	29	25.5	11	36.1
22:00:00	15	22.3	6	32.5
23:00:00	10	26.5	5	39.5
00:00:00	5	27.5	2	37.5
01:00:00	3	20.0	1	32.5
02:00:00	1	32.5	1	32.5
03:00:00	6	29.2	3	40.8
04:00:00	4	19.4	2	32.5
05:00:00	6	34.2	3	40.8

Summary of Violators
New Fenny Road

from Mon-Sep-11-2023-11-00-AM to Mon-Oct-09-2023-12-59-PM

06:00:00	52	18.7	17	35.1
07:00:00	95	14.1	31	35.7
08:00:00	101	11.6	26	36.2
09:00:00	103	14.4	43	34.8
10:00:00	99	13.4	30	35.3
11:00:00	115	11.5	36	35.4
12:00:00	147	10.6	46	35.7
13:00:00	124	11.1	41	34.8
14:00:00	125	9.5	49	33.7
15:00:00	152	9.7	51	35.0
16:00:00	162	8.9	49	34.7
17:00:00	175	10.1	64	35.3
18:00:00	162	10.1	44	35.6
19:00:00	91	13.2	29	35.6
20:00:00	61	12.5	20	33.3
21:00:00	41	20.1	15	34.5
22:00:00	34	17.6	14	33.9
23:00:00	7	29.6	4	33.8
00:00:00	1	32.5	1	32.5
01:00:00	5	18.5	4	32.5
02:00:00	1	27.5	0	0.0
03:00:00	2	25.0	0	0.0
04:00:00	5	27.5	2	32.5
05:00:00	6	28.3	3	32.5
06:00:00	41	17.3	9	34.2
07:00:00	113	12.4	34	35.7
08:00:00	110	11.6	34	35.1
09:00:00	123	10.9	31	34.9
10:00:00	97	12.1	29	34.6
11:00:00	106	13.2	25	35.5
12:00:00	158	9.9	50	35.3
13:00:00	133	12.5	40	35.9
14:00:00	134	12.3	53	35.0
15:00:00	142	10.4	45	34.8
16:00:00	172	8.9	55	34.5
17:00:00	210	8.1	64	35.2
18:00:00	143	11.2	42	35.2
19:00:00	73	12.7	17	33.4
20:00:00	62	12.7	16	32.5
21:00:00	41	17.9	10	36.0
22:00:00	26	19.5	4	32.5
23:00:00	13	24.0	5	32.5
00:00:00	7	29.6	4	35.0
01:00:00	6	13.8	3	32.5
02:00:00	2	32.5	1	37.5
03:00:00	2	32.5	1	37.5
04:00:00	6	20.0	2	35.0
05:00:00	10	19.5	3	42.5
06:00:00	41	19.6	17	34.6

Summary of Violators
New Fenny Road

from Mon-Sep-11-2023-11-00-AM to Mon-Oct-09-2023-12-59-PM

07:00:00	119	12.1	42	35.5
08:00:00	112	12.1	47	34.9
09:00:00	117	11.2	24	35.4
10:00:00	96	13.4	33	34.5
11:00:00	106	14.8	33	35.8
12:00:00	154	8.5	40	33.8
13:00:00	151	8.7	44	34.1
14:00:00	126	11.9	43	35.3
15:00:00	134	10.7	46	34.7
16:00:00	165	9.4	44	35.0
17:00:00	205	8.9	66	35.2
18:00:00	161	10.2	53	35.6
19:00:00	98	10.8	23	34.0
20:00:00	61	17.4	17	35.1
21:00:00	38	18.3	11	34.3
22:00:00	50	16.2	15	33.8
23:00:00	19	20.4	5	33.5
00:00:00	6	22.9	0	0.0
01:00:00	2	30.0	1	37.5
02:00:00	2	30.0	1	32.5
03:00:00	6	25.4	1	52.5
04:00:00	5	22.0	2	32.5
05:00:00	6	29.2	3	35.8
06:00:00	36	21.3	13	34.4
07:00:00	107	14.0	38	35.3
08:00:00	116	11.2	27	34.5
09:00:00	97	13.1	32	34.4
10:00:00	105	13.5	26	35.0
11:00:00	121	11.8	27	35.6
12:00:00	112	11.7	37	34.7
13:00:00	131	9.5	36	34.3
14:00:00	122	13.1	41	35.4
15:00:00	134	11.6	44	35.6
16:00:00	169	9.2	57	34.3
17:00:00	214	7.9	71	34.9
18:00:00	157	11.6	55	36.1
19:00:00	101	13.7	35	35.1
20:00:00	71	13.3	17	33.7
21:00:00	48	18.3	9	36.4
22:00:00	23	22.7	5	34.5
23:00:00	12	17.9	2	32.5
00:00:00	8	23.1	1	32.5
01:00:00	3	24.2	1	37.5
02:00:00	1	22.5	0	0.0
03:00:00	0	N/A	N/A	N/A
04:00:00	3	22.5	0	0.0
05:00:00	9	25.8	1	37.5
06:00:00	38	20.5	17	33.7
07:00:00	93	13.9	31	35.7

Summary of Violators
New Fenny Road

from Mon-Sep-11-2023-11-00-AM to Mon-Oct-09-2023-12-59-PM

08:00:00	100	12.7	40	34.6
09:00:00	102	13.1	34	34.7
10:00:00	113	12.9	39	34.6
11:00:00	141	9.8	47	34.2
12:00:00	150	11.0	50	35.2
13:00:00	139	10.6	40	34.8
14:00:00	164	10.5	55	36.0
15:00:00	160	9.7	64	34.4
16:00:00	174	9.8	69	35.3
17:00:00	185	9.7	72	35.1
18:00:00	165	9.1	53	35.0
19:00:00	96	12.0	34	33.8
20:00:00	60	13.1	8	34.4
21:00:00	33	18.8	8	34.4
22:00:00	33	17.0	5	35.5
23:00:00	28	18.6	5	33.5
00:00:00	12	20.6	3	32.5
01:00:00	4	27.5	1	32.5
02:00:00	7	22.1	2	37.5
03:00:00	2	17.5	0	0.0
04:00:00	3	30.8	2	35.0
05:00:00	8	26.9	1	37.5
06:00:00	15	29.3	8	36.9
07:00:00	28	23.2	13	34.4
08:00:00	58	17.3	13	35.2
09:00:00	77	16.0	29	34.9
10:00:00	139	10.7	43	33.8
11:00:00	171	8.2	40	34.3
12:00:00	146	10.1	43	34.9
13:00:00	158	9.3	47	35.1
14:00:00	132	10.6	36	34.9
15:00:00	141	12.1	42	36.3
16:00:00	162	9.2	56	34.5
17:00:00	166	9.1	52	34.4
18:00:00	120	11.4	33	34.2
19:00:00	82	14.0	14	36.8
20:00:00	69	17.3	23	35.3
21:00:00	32	19.6	10	33.5
22:00:00	34	18.3	9	34.7
23:00:00	23	20.9	6	34.2
00:00:00	19	23.9	6	34.2
01:00:00	12	21.9	1	37.5
02:00:00	9	17.5	0	0.0
03:00:00	4	31.3	1	47.5
04:00:00	7	28.9	2	40.0
05:00:00	6	29.2	2	35.0
06:00:00	19	19.9	4	41.3
07:00:00	29	21.9	8	35.6
08:00:00	46	15.1	12	32.9

Summary of Violators
New Fenny Road

from Mon-Sep-11-2023-11-00-AM to Mon-Oct-09-2023-12-59-PM

09:00:00	69	13.7	16	35.3
10:00:00	91	13.1	24	34.8
11:00:00	128	13.4	52	35.7
12:00:00	142	10.9	44	34.2
13:00:00	148	9.7	53	34.6
14:00:00	140	9.8	41	34.3
15:00:00	155	10.1	56	34.5
16:00:00	131	11.5	52	34.7
17:00:00	76	16.4	29	36.3
18:00:00	93	12.7	22	35.7
19:00:00	64	16.3	17	35.1
20:00:00	36	19.6	12	33.8
21:00:00	24	22.1	8	35.0
22:00:00	11	27.3	5	34.5
23:00:00	8	28.1	2	35.0
00:00:00	2	25.0	0	0.0
01:00:00	1	47.5	1	47.5
02:00:00	6	34.2	4	40.0
03:00:00	2	30.0	1	37.5
04:00:00	3	18.3	0	0.0
05:00:00	4	33.8	2	45.0
06:00:00	36	22.9	19	34.6
07:00:00	124	12.5	51	34.5
08:00:00	105	12.9	32	35.0
09:00:00	115	11.4	28	35.2
10:00:00	105	12.3	30	35.5
11:00:00	124	10.8	33	34.5
12:00:00	123	11.0	31	35.1
13:00:00	122	13.0	44	35.2
14:00:00	104	12.0	31	35.1
15:00:00	145	9.9	42	35.5
16:00:00	151	10.0	42	34.6
17:00:00	133	11.2	44	34.7
18:00:00	112	12.3	33	34.8
19:00:00	77	14.3	17	35.1
20:00:00	45	16.7	8	33.1
21:00:00	42	16.4	8	33.8
22:00:00	37	21.5	13	34.4
23:00:00	7	22.9	2	32.5
00:00:00	6	25.8	0	0.0
01:00:00	1	22.5	0	0.0
02:00:00	0	N/A	N/A	N/A
03:00:00	1	22.5	0	0.0
04:00:00	3	20.0	1	37.5
05:00:00	8	20.9	0	0.0
06:00:00	29	21.6	8	35.0
07:00:00	110	12.3	40	34.4
08:00:00	391	3.9	60	33.6
09:00:00	405	4.2	57	34.2

Summary of Violators
New Fenny Road

from Mon-Sep-11-2023-11-00-AM to Mon-Oct-09-2023-12-59-PM

10:00:00	182	8.7	43	35.1
11:00:00	122	11.5	35	34.8
12:00:00	143	10.6	40	34.9
13:00:00	134	11.0	28	35.7
14:00:00	124	12.5	41	35.7
15:00:00	139	10.9	53	35.4
16:00:00	178	9.2	63	35.4
17:00:00	206	8.2	78	34.7
18:00:00	149	9.8	41	34.8
19:00:00	94	12.5	21	35.8
20:00:00	55	13.1	15	33.5
21:00:00	44	18.6	19	34.9
22:00:00	30	22.4	12	36.7
23:00:00	8	28.1	3	32.5
00:00:00	8	25.0	2	32.5
01:00:00	6	23.8	2	32.5
02:00:00	2	25.0	0	0.0
03:00:00	0	N/A	N/A	N/A
04:00:00	4	24.4	2	35.0
05:00:00	7	27.5	2	32.5
06:00:00	49	17.7	15	34.5
07:00:00	111	11.7	24	35.6
08:00:00	100	11.6	23	34.7
09:00:00	112	11.1	30	35.2
10:00:00	101	13.2	30	36.2
11:00:00	110	10.5	30	33.7
12:00:00	161	9.2	41	34.6
13:00:00	115	12.2	28	35.5
14:00:00	130	11.6	40	35.1
15:00:00	149	10.2	51	34.6
16:00:00	166	10.6	49	36.4
17:00:00	206	9.0	74	35.3
18:00:00	137	12.1	40	36.3
19:00:00	101	12.4	23	34.7
20:00:00	75	10.7	12	32.5
21:00:00	46	20.0	16	35.0
22:00:00	38	15.6	7	33.2
23:00:00	8	28.8	3	34.2
00:00:00	10	26.0	2	35.0
01:00:00	3	27.5	1	32.5
02:00:00	2	32.5	1	37.5
03:00:00	1	32.5	1	32.5
04:00:00	3	30.8	1	37.5
05:00:00	10	23.0	3	34.2
06:00:00	42	21.6	19	35.7
07:00:00	121	11.4	33	35.1
08:00:00	124	10.1	33	34.6
09:00:00	108	10.5	20	34.5
10:00:00	100	12.8	32	34.1

Summary of Violators
New Fenny Road

from Mon-Sep-11-2023-11-00-AM to Mon-Oct-09-2023-12-59-PM

11:00:00	141	10.7	46	34.6
12:00:00	122	12.1	38	35.0
13:00:00	121	12.6	30	35.8
14:00:00	134	10.7	38	34.9
15:00:00	142	10.9	53	35.0
16:00:00	188	9.0	46	35.2
17:00:00	173	9.1	54	35.1
18:00:00	138	10.5	43	34.5
19:00:00	97	12.2	24	35.8
20:00:00	72	15.1	21	34.4
21:00:00	39	21.0	13	33.3
22:00:00	34	18.5	10	34.5
23:00:00	5	28.5	1	37.5
00:00:00	5	24.0	1	42.5
01:00:00	6	22.1	2	32.5
02:00:00	1	37.5	1	37.5
03:00:00	3	17.5	0	0.0
04:00:00	2	11.3	0	0.0
05:00:00	12	24.2	5	34.5
06:00:00	36	16.3	12	34.2
07:00:00	103	13.5	28	36.1
08:00:00	131	10.1	34	34.0
09:00:00	93	13.9	29	35.1
10:00:00	93	14.9	34	34.7
11:00:00	132	11.6	40	34.9
12:00:00	147	10.1	59	34.8
13:00:00	152	10.7	51	34.8
14:00:00	170	9.3	56	35.0
15:00:00	164	9.5	53	35.1
16:00:00	181	7.8	47	34.5
17:00:00	179	8.9	71	34.8
18:00:00	117	12.7	40	35.4
19:00:00	109	11.9	26	35.0
20:00:00	81	13.1	18	33.9
21:00:00	45	16.6	6	35.0
22:00:00	32	20.3	9	39.7
23:00:00	26	24.4	8	37.5
00:00:00	10	26.3	4	33.8
01:00:00	2	37.5	1	47.5
02:00:00	7	27.5	3	32.5
03:00:00	1	17.5	0	0.0
04:00:00	12	19.4	3	34.2
05:00:00	5	28.5	2	35.0
06:00:00	19	20.1	4	33.8
07:00:00	33	17.4	8	34.4
08:00:00	80	12.6	23	34.0
09:00:00	107	12.9	37	35.3
10:00:00	133	11.4	34	35.4
11:00:00	138	11.6	34	35.6

Summary of Violators
New Fenny Road

from Mon-Sep-11-2023-11-00-AM to Mon-Oct-09-2023-12-59-PM

12:00:00	157	9.6	42	35.5
13:00:00	158	8.5	48	34.9
14:00:00	149	10.4	49	35.1
15:00:00	134	10.5	55	34.4
16:00:00	156	8.9	39	35.6
17:00:00	123	11.5	31	35.7
18:00:00	130	10.7	36	34.7
19:00:00	82	15.1	22	35.9
20:00:00	32	21.5	8	33.8
21:00:00	32	20.4	13	36.0
22:00:00	34	23.6	14	35.0
23:00:00	24	26.3	9	34.7
00:00:00	8	28.4	7	33.9
01:00:00	11	26.8	4	37.5
02:00:00	2	30.0	1	47.5
03:00:00	6	29.2	3	37.5
04:00:00	2	22.5	1	32.5
05:00:00	2	25.0	1	32.5
06:00:00	21	16.1	3	35.8
07:00:00	21	18.2	5	36.5
08:00:00	53	15.7	11	33.0
09:00:00	51	18.6	17	33.7
10:00:00	92	12.5	25	34.1
11:00:00	120	12.0	39	35.4
12:00:00	152	11.7	60	35.9
13:00:00	133	11.5	44	34.7
14:00:00	124	11.0	27	35.6
15:00:00	140	9.8	42	34.9
16:00:00	156	9.6	41	34.9
17:00:00	119	11.3	31	34.6
18:00:00	88	11.6	14	35.0
19:00:00	55	17.7	15	34.2
20:00:00	49	18.2	17	35.1
21:00:00	27	22.2	8	33.8
22:00:00	21	23.7	6	35.8
23:00:00	6	24.6	2	32.5

Incoming Histogram

New Fenny Road

from Mon-Sep-11-2023-11-00-AM to Mon-Oct-09-2023-12-59-PM

Date	Starting Hr:min	<15	15 to <20	20 to <25	25 to <30	30 to <35	35 to <40	40 to <45	45 to <50	50 to <55	55 to <60	60 to <65	65 to <70	70 to <75	75 to <80	80 to <85	85 to <90	90 to <95	95 to <100	100 to >105	Total Counts	Avg Speed (MPH)	85pet Speed	10MPH Pace	% in pace	# of Speeders	% Speeders	
11/09/2023	00:00	*	*	*	*	*	*	*	*	*	*	*	*	*	*	*	*	*	*	*	*	*	*	*	*	*	*	
11/09/2023	01:00	*	*	*	*	*	*	*	*	*	*	*	*	*	*	*	*	*	*	*	*	*	*	*	*	*	*	
11/09/2023	02:00	*	*	*	*	*	*	*	*	*	*	*	*	*	*	*	*	*	*	*	*	*	*	*	*	*	*	
11/09/2023	03:00	*	*	*	*	*	*	*	*	*	*	*	*	*	*	*	*	*	*	*	*	*	*	*	*	*	*	
11/09/2023	04:00	*	*	*	*	*	*	*	*	*	*	*	*	*	*	*	*	*	*	*	*	*	*	*	*	*	*	
11/09/2023	05:00	*	*	*	*	*	*	*	*	*	*	*	*	*	*	*	*	*	*	*	*	*	*	*	*	*	*	
11/09/2023	06:00	*	*	*	*	*	*	*	*	*	*	*	*	*	*	*	*	*	*	*	*	*	*	*	*	*	*	
11/09/2023	07:00	*	*	*	*	*	*	*	*	*	*	*	*	*	*	*	*	*	*	*	*	*	*	*	*	*	*	
11/09/2023	08:00	*	*	*	*	*	*	*	*	*	*	*	*	*	*	*	*	*	*	*	*	*	*	*	*	*	*	
11/09/2023	09:00	*	*	*	*	*	*	*	*	*	*	*	*	*	*	*	*	*	*	*	*	*	*	*	*	*	*	
11/09/2023	10:00	*	*	*	*	*	*	*	*	*	*	*	*	*	*	*	*	*	*	*	*	*	*	*	*	*	*	
11/09/2023	11:00	3	7	20	23	6	6	1	0	0	0	0	0	0	0	0	0	0	0	0	0	66	25.7	32.5	20 to 30	65.2	13	19.7
11/09/2023	12:00	0	8	26	42	20	11	4	0	0	1	0	0	0	0	0	0	0	0	0	0	112	28.2	34.8	20 to 30	60.7	36	32.1
11/09/2023	13:00	0	12	29	47	27	8	2	2	0	0	0	0	0	0	0	0	0	0	0	0	127	27.5	33.7	20 to 30	59.8	39	30.7
11/09/2023	14:00	2	4	31	44	25	12	2	0	0	0	0	0	0	0	0	0	0	0	0	0	120	27.8	34.2	20 to 30	62.5	39	32.5
11/09/2023	15:00	4	6	26	55	30	15	6	0	0	0	0	0	0	0	0	0	0	0	0	0	142	28.4	35	25 to 35	59.9	51	35.9
11/09/2023	16:00	4	15	39	56	38	15	4	1	0	0	0	0	0	0	0	0	0	0	0	0	172	27.5	34.2	20 to 30	55.2	58	33.7
11/09/2023	17:00	0	11	52	68	54	17	6	3	0	1	0	0	0	0	0	0	0	0	0	0	212	28.6	34.5	25 to 35	57.5	81	38.2
11/09/2023	18:00	3	3	20	40	24	15	4	1	0	0	0	0	0	0	0	0	0	0	0	0	110	28.9	36.3	25 to 35	58.2	44	40.0
11/09/2023	19:00	2	7	15	36	20	9	2	1	0	0	0	0	0	0	0	0	0	0	0	0	92	28	34.5	25 to 35	60.9	32	34.8
11/09/2023	20:00	1	3	15	30	10	8	1	0	0	0	0	0	0	0	0	0	0	0	0	0	68	27.6	34.5	20 to 30	66.2	19	27.9
11/09/2023	21:00	1	0	7	16	8	6	0	1	0	0	0	1	0	0	0	0	0	0	0	0	40	30	36.7	25 to 35	60.0	16	40.0
11/09/2023	22:00	0	0	8	14	1	3	3	0	1	0	0	0	0	0	0	0	0	0	0	0	30	29.3	40	20 to 30	73.3	8	26.7
11/09/2023	23:00	1	0	3	3	3	0	1	0	0	0	0	0	0	0	0	0	0	0	0	0	11	27.2	33.3	20 to 30	54.5	4	36.4
24 Hr Summary		21	76	291	474	266	125	36	9	1	2	0	1	0	0	0	0	0	0	0	0	1302	28	34.6	20 to 30	58.8	440	33.8

Incoming Histogram

New Fenny Road

from Mon-Sep-11-2023-11-00-AM to Mon-Oct-09-2023-12-59-PM

Date	Starting Hr:min	<15	15 to <20	20 to <25	25 to <30	30 to <35	35 to <40	40 to <45	45 to <50	50 to <55	55 to <60	60 to <65	65 to <70	70 to <75	75 to <80	80 to <85	85 to <90	90 to <95	95 to <100	100 to >105	Total Counts	Avg Speed (MPH)	85pet Speed	10MPH Pace	% in pace	# of Speeders	% Speeders	
12/09/2023	00:00	0	1	0	2	0	0	0	0	0	0	0	0	0	0	0	0	0	0	0	0	3	23.7	30	20 to 30	66.7	*	*
12/09/2023	01:00	0	0	2	1	0	0	0	0	1	0	0	0	0	0	0	0	0	0	0	0	4	31	30	20 to 30	75.0	1	25.0
12/09/2023	02:00	1	0	3	2	1	1	0	0	0	0	0	0	0	0	0	0	0	0	0	0	8	25.1	35	20 to 30	62.5	2	25.0
12/09/2023	03:00	1	0	1	0	1	0	0	0	0	0	0	0	0	0	0	0	0	0	0	0	3	20.3	35	0 to 10	33.3	1	33.3
12/09/2023	04:00	0	0	1	0	0	1	0	0	0	0	0	0	0	0	0	0	0	0	0	0	2	29.5	40	15 to 25	50.0	1	50.0
12/09/2023	05:00	0	0	3	5	3	1	0	0	0	0	0	0	0	0	0	0	0	0	0	0	12	28	33.3	20 to 30	66.7	4	33.3
12/09/2023	06:00	1	3	6	14	14	4	1	0	0	0	1	0	0	0	0	0	0	0	0	0	44	29.2	34.6	25 to 35	63.6	20	45.5
12/09/2023	07:00	1	8	33	32	20	9	5	2	0	0	0	0	0	0	0	0	0	0	0	0	110	27.8	35	20 to 30	59.1	36	32.7
12/09/2023	08:00	4	11	27	31	24	6	1	0	1	0	0	0	0	0	0	0	0	0	0	0	105	26.5	33.3	20 to 30	55.2	32	30.5
12/09/2023	09:00	0	14	25	43	21	2	0	0	0	0	0	0	0	0	0	0	0	0	0	0	105	26.1	31.7	20 to 30	64.8	23	21.9
12/09/2023	10:00	0	7	24	40	20	7	2	1	0	0	0	0	0	0	0	0	0	0	0	0	101	27.7	33.8	20 to 30	63.4	30	29.7
12/09/2023	11:00	3	14	29	36	20	12	5	1	0	0	0	0	0	0	0	0	0	0	0	0	120	27.2	35	20 to 30	54.2	38	31.7
12/09/2023	12:00	0	8	36	40	21	3	2	0	0	0	0	0	0	0	0	0	0	0	0	0	110	26.5	32.4	20 to 30	69.1	26	23.6
12/09/2023	13:00	0	3	31	34	20	6	1	1	0	0	0	0	0	0	0	0	0	0	0	0	96	27.5	33.5	20 to 30	67.7	28	29.2
12/09/2023	14:00	1	7	19	41	29	4	4	0	0	0	0	0	0	0	0	0	0	0	0	0	105	28	33.6	25 to 35	66.7	37	35.2
12/09/2023	15:00	1	10	36	44	28	11	5	0	0	0	0	0	0	0	0	0	0	0	0	0	135	27.6	34.3	20 to 30	59.3	44	32.6
12/09/2023	16:00	2	6	46	71	38	10	0	0	0	0	0	0	0	0	0	0	0	0	0	0	173	27.2	32.9	20 to 30	67.6	48	27.7
12/09/2023	17:00	2	3	40	42	24	10	1	0	0	0	0	0	0	0	0	0	0	0	0	0	122	27.1	33.5	20 to 30	67.2	35	28.7
12/09/2023	18:00	0	3	27	43	27	10	0	1	0	0	0	0	0	0	0	0	0	0	0	0	111	28.2	33.9	20 to 30	63.1	38	34.2
12/09/2023	19:00	0	1	15	38	21	3	0	0	0	0	0	0	0	0	0	0	0	0	0	0	78	28	32.9	25 to 35	75.6	24	30.8
12/09/2023	20:00	0	2	19	15	2	1	0	0	0	0	0	0	0	0	0	0	0	0	0	0	39	24.8	29	20 to 30	87.2	3	7.7
12/09/2023	21:00	0	1	7	8	6	1	0	0	0	0	0	0	0	0	0	0	0	0	0	0	23	26.9	33.3	20 to 30	65.2	7	30.4
12/09/2023	22:00	2	1	5	8	4	1	2	0	0	0	0	0	0	0	0	0	0	0	0	0	23	26.7	35	20 to 30	56.5	7	30.4
12/09/2023	23:00	0	1	3	8	1	0	0	0	0	0	0	0	0	0	0	0	0	0	0	0	13	25.6	29.4	20 to 30	84.6	1	7.7
24 Hr Summary		19	104	438	598	345	103	29	6	2	0	1	0	0	0	0	0	0	0	0	0	1645	27.3	33.5	20 to 30	63.0	486	29.5

Incoming Histogram

New Fenny Road

from Mon-Sep-11-2023-11-00-AM to Mon-Oct-09-2023-12-59-PM

Date	Starting Hr:min	<15	15 to <20	20 to <25	25 to <30	30 to <35	35 to <40	40 to <45	45 to <50	50 to <55	55 to <60	60 to <65	65 to <70	70 to <75	75 to <80	80 to <85	85 to <90	90 to <95	95 to <100	100 to >105	Total Counts	Avg Speed (MPH)	85pet Speed	10MPH Pace	% in pace	# of Speeders	% Speeders	
13/09/2023	00:00	0	1	3	1	0	0	0	0	0	0	0	0	0	0	0	0	0	0	0	0	5	22.2	25	15 to 25	80.0	*	*
13/09/2023	01:00	0	0	1	0	1	1	0	0	0	0	0	0	0	0	0	0	0	0	0	0	3	30.3	40	30 to 40	66.7	2	66.7
13/09/2023	02:00	0	0	0	1	0	1	0	0	0	0	0	0	0	0	0	0	0	0	0	0	2	32	40	20 to 30	50.0	1	50.0
13/09/2023	03:00	0	0	1	0	0	1	0	0	0	0	0	0	0	0	0	0	0	0	0	0	2	29.5	40	15 to 25	50.0	1	50.0
13/09/2023	04:00	0	2	0	2	1	0	0	0	0	0	0	0	0	0	0	0	0	0	0	0	5	24.2	30	25 to 35	60.0	1	20.0
13/09/2023	05:00	0	2	0	0	2	2	0	0	0	0	0	0	0	0	0	0	0	0	0	0	6	28.7	37.5	30 to 40	66.7	4	66.7
13/09/2023	06:00	1	1	6	12	14	8	3	1	0	0	0	0	0	0	0	0	0	0	0	0	46	30.7	38.1	25 to 35	56.5	26	56.5
13/09/2023	07:00	0	5	22	41	29	9	3	0	0	0	0	0	0	0	0	0	0	0	0	0	109	28.4	34.3	25 to 35	64.2	41	37.6
13/09/2023	08:00	1	8	38	45	21	11	3	1	0	0	0	0	0	0	0	0	0	0	0	0	128	27.3	34	20 to 30	64.8	36	28.1
13/09/2023	09:00	2	4	27	46	16	9	0	0	0	0	0	0	0	0	0	0	0	0	0	0	104	26.9	32.8	20 to 30	70.2	25	24.0
13/09/2023	10:00	4	4	25	32	18	13	3	0	0	0	1	0	0	0	0	0	0	0	0	0	100	28	35.8	20 to 30	57.0	35	35.0
13/09/2023	11:00	2	3	19	40	16	9	2	0	0	0	0	0	0	0	0	0	0	0	0	0	91	27.9	34.1	20 to 30	64.8	27	29.7
13/09/2023	12:00	1	6	33	47	22	24	3	0	0	0	0	0	0	0	0	0	0	0	0	0	136	28.5	36.5	20 to 30	58.8	49	36.0
13/09/2023	13:00	7	10	36	35	25	12	2	0	1	0	0	0	0	0	0	0	0	0	0	0	128	26.6	34.2	20 to 30	55.5	40	31.3
13/09/2023	14:00	2	15	38	44	19	11	3	0	0	0	0	0	0	0	0	0	0	0	0	0	132	26.5	33.4	20 to 30	62.1	33	25.0
13/09/2023	15:00	3	6	32	38	26	15	4	0	0	0	0	0	0	0	0	0	0	0	0	0	124	28	35	20 to 30	56.5	45	36.3
13/09/2023	16:00	0	10	40	67	35	19	2	3	0	0	0	0	0	0	0	0	0	0	0	0	176	28.3	34.7	20 to 30	60.8	59	33.5
13/09/2023	17:00	3	9	49	48	50	24	5	2	0	0	0	0	0	0	0	0	0	0	0	0	190	28.6	35.6	25 to 35	51.6	81	42.6
13/09/2023	18:00	3	7	28	64	28	22	3	1	0	0	0	0	0	0	0	0	0	0	0	0	156	28.5	35.7	20 to 30	59.0	54	34.6
13/09/2023	19:00	1	10	29	39	23	9	1	0	0	0	0	0	0	0	0	0	0	0	0	0	112	27	33.5	20 to 30	60.7	33	29.5
13/09/2023	20:00	1	2	17	30	16	4	0	0	0	0	0	0	0	0	0	0	0	0	0	0	70	27.3	33.1	20 to 30	67.1	20	28.6
13/09/2023	21:00	0	1	7	19	5	2	0	0	0	0	0	0	0	0	0	0	0	0	0	0	34	27.2	32	20 to 30	76.5	7	20.6
13/09/2023	22:00	0	0	4	16	4	2	2	0	0	0	0	0	0	0	0	0	0	0	0	0	28	29.1	35	20 to 30	71.4	8	28.6
13/09/2023	23:00	1	0	2	5	2	1	0	0	0	0	0	0	0	0	0	0	0	0	0	0	11	26.5	32.5	20 to 30	63.6	3	27.3
24 Hr Summary		32	106	457	672	373	209	39	8	1	0	1	0	0	0	0	0	0	0	0	0	1898	27.8	34.6	20 to 30	59.5	631	33.2

Incoming Histogram

New Fenny Road

from Mon-Sep-11-2023-11-00-AM to Mon-Oct-09-2023-12-59-PM

Date	Starting Hr:min	<15	15 to <20	20 to <25	25 to <30	30 to <35	35 to <40	40 to <45	45 to <50	50 to <55	55 to <60	60 to <65	65 to <70	70 to <75	75 to <80	80 to <85	85 to <90	90 to <95	95 to <100	100 to >105	Total Counts	Avg Speed (MPH)	85pet Speed	10MPH Pace	% in pace	# of Speeders	% Speeders	
14/09/2023	00:00	0	0	0	2	0	0	0	0	0	0	0	0	0	0	0	0	0	0	0	0	2	27	30	20 to 30	100.0	*	*
14/09/2023	01:00	0	0	1	1	1	0	0	0	0	0	0	0	0	0	0	0	0	0	0	0	3	27	35	20 to 30	66.7	1	33.3
14/09/2023	02:00	0	0	1	0	0	0	0	0	0	0	0	0	0	0	0	0	0	0	0	0	1	22	25	15 to 25	100.0	*	*
14/09/2023	03:00	0	0	3	1	1	0	0	0	0	0	0	0	0	0	0	0	0	0	0	0	5	25	30	20 to 30	80.0	1	20.0
14/09/2023	04:00	0	0	1	0	2	0	0	0	0	0	0	0	0	0	0	0	0	0	0	0	3	28.7	35	25 to 35	66.7	2	66.7
14/09/2023	05:00	0	0	1	0	4	0	0	0	0	0	0	0	0	0	0	0	0	0	0	0	5	30.2	33.8	25 to 35	80.0	4	80.0
14/09/2023	06:00	1	1	10	14	13	5	2	0	0	0	0	0	0	0	0	0	0	0	0	0	46	28.8	35	25 to 35	58.7	20	43.5
14/09/2023	07:00	3	5	28	35	35	12	0	1	0	0	0	0	0	0	0	0	0	0	0	0	119	28	34.3	25 to 35	58.8	48	40.3
14/09/2023	08:00	2	7	29	46	35	7	3	1	0	0	0	0	0	0	0	0	0	0	0	0	130	27.9	33.7	25 to 35	62.3	46	35.4
14/09/2023	09:00	2	8	35	34	27	3	2	2	0	0	0	0	0	0	0	0	0	0	0	0	113	26.9	33.1	20 to 30	61.1	34	30.1
14/09/2023	10:00	3	8	24	38	19	10	3	1	0	0	0	0	0	0	0	0	0	0	0	0	106	27.5	34.5	20 to 30	58.5	33	31.1
14/09/2023	11:00	3	10	40	40	25	6	1	1	0	0	0	0	0	0	0	0	0	0	0	0	126	26.4	32.8	20 to 30	63.5	33	26.2
14/09/2023	12:00	1	12	36	36	16	12	2	0	0	0	0	0	0	0	0	0	0	0	0	0	115	26.6	34.1	20 to 30	62.6	30	26.1
14/09/2023	13:00	3	4	46	55	26	7	5	1	0	0	0	0	0	0	0	0	0	0	0	0	147	27.2	33.3	20 to 30	68.7	39	26.5
14/09/2023	14:00	5	14	41	56	33	13	2	1	0	0	0	0	0	0	0	0	0	0	0	0	165	26.9	33.6	20 to 30	58.8	49	29.7
14/09/2023	15:00	0	13	37	55	23	11	5	1	0	0	0	0	0	0	0	0	0	0	0	0	145	27.4	33.9	20 to 30	63.4	40	27.6
14/09/2023	16:00	2	10	41	52	49	16	2	2	0	0	0	0	0	0	0	0	0	0	0	0	174	28.2	34.4	25 to 35	58.0	69	39.7
14/09/2023	17:00	1	8	48	74	50	20	5	1	0	0	0	0	0	0	0	0	0	0	0	0	207	28.4	34.5	25 to 35	59.9	76	36.7
14/09/2023	18:00	1	6	46	54	30	10	10	2	0	0	0	0	0	0	0	0	0	0	0	0	159	28.3	34.7	20 to 30	62.9	52	32.7
14/09/2023	19:00	3	4	29	28	17	5	4	0	0	0	0	0	0	0	0	0	0	0	0	0	90	26.9	33.5	20 to 30	63.3	26	28.9
14/09/2023	20:00	1	7	37	44	13	3	0	0	0	0	0	0	0	0	0	0	0	0	0	0	105	25.7	30	20 to 30	77.1	16	15.2
14/09/2023	21:00	2	1	14	16	4	0	0	1	0	0	0	0	0	0	0	0	0	0	0	0	38	25.4	29.7	20 to 30	78.9	5	13.2
14/09/2023	22:00	0	1	4	8	6	1	0	1	0	0	0	0	0	0	0	0	0	0	0	0	21	28.6	34.2	25 to 35	66.7	8	38.1
14/09/2023	23:00	0	0	5	3	3	2	0	0	0	0	0	0	0	0	0	0	0	0	0	0	13	27.9	35	20 to 30	61.5	5	38.5
24 Hr Summary		33	119	557	692	432	143	46	16	0	0	0	0	0	0	0	0	0	0	0	0	2038	27.4	33.8	20 to 30	61.3	637	31.3

Incoming Histogram

New Fenny Road

from Mon-Sep-11-2023-11-00-AM to Mon-Oct-09-2023-12-59-PM

Date	Starting Hr:min	<15	15 to <20	20 to <25	25 to <30	30 to <35	35 to <40	40 to <45	45 to <50	50 to <55	55 to <60	60 to <65	65 to <70	70 to <75	75 to <80	80 to <85	85 to <90	90 to <95	95 to <100	100 to >105	Total Counts	Avg Speed (MPH)	85pet Speed	10MPH Pace	% in pace	# of Speeders	% Speeders	
15/09/2023	00:00	0	1	2	3	0	1	0	0	0	0	0	0	0	0	0	0	0	0	0	0	7	25.7	30	20 to 30	71.4	1	14.3
15/09/2023	01:00	0	0	1	0	1	1	0	0	0	0	0	0	0	0	0	0	0	0	0	0	3	30.3	40	30 to 40	66.7	2	66.7
15/09/2023	02:00	1	0	1	0	0	0	0	0	0	0	0	0	0	0	0	0	0	0	0	0	2	17	25	5 to 15	50.0	*	*
15/09/2023	03:00	0	0	0	0	1	0	0	0	0	0	0	0	0	0	0	0	0	0	0	0	1	32	35	25 to 35	100.0	1	100.0
15/09/2023	04:00	0	0	3	2	1	0	0	0	0	0	0	0	0	0	0	0	0	0	0	0	6	25.5	30	20 to 30	83.3	1	16.7
15/09/2023	05:00	0	0	2	4	2	2	0	0	0	0	0	0	0	0	0	0	0	0	0	0	10	29.2	35	20 to 30	60.0	4	40.0
15/09/2023	06:00	0	1	9	16	8	6	1	1	0	0	0	0	0	0	0	0	0	0	0	0	42	29.2	36.7	20 to 30	59.5	16	38.1
15/09/2023	07:00	1	6	25	46	26	11	6	1	0	0	0	0	0	0	0	0	0	0	0	0	122	28.6	35	25 to 35	59.0	44	36.1
15/09/2023	08:00	1	6	23	32	20	8	3	0	0	0	0	0	0	0	0	0	0	0	0	0	93	27.7	34.2	20 to 30	59.1	31	33.3
15/09/2023	09:00	2	9	24	32	24	12	2	0	0	0	0	0	0	0	0	0	0	0	0	0	105	27.6	34.6	20 to 30	53.3	38	36.2
15/09/2023	10:00	1	5	26	41	19	13	3	2	0	0	0	0	0	0	0	0	0	0	0	0	110	28.4	35.8	20 to 30	60.9	37	33.6
15/09/2023	11:00	1	6	34	34	25	6	2	2	0	0	0	0	0	0	0	0	0	0	0	0	110	27.4	33.8	20 to 30	61.8	35	31.8
15/09/2023	12:00	0	11	42	63	18	18	1	0	0	0	0	0	0	0	0	0	0	0	0	0	153	27.2	33.9	20 to 30	68.6	37	24.2
15/09/2023	13:00	1	9	38	55	28	15	3	0	0	0	0	0	0	0	0	0	0	0	0	0	149	27.7	34.3	20 to 30	62.4	46	30.9
15/09/2023	14:00	1	6	22	47	26	15	4	0	0	0	0	0	0	0	0	0	0	0	0	0	121	28.7	35.3	25 to 35	60.3	45	37.2
15/09/2023	15:00	1	6	37	53	37	17	3	0	0	0	0	0	0	0	0	0	0	0	0	0	154	28.3	34.6	20 to 30	58.4	57	37.0
15/09/2023	16:00	3	6	42	73	42	13	7	3	0	0	0	0	0	0	0	0	0	0	0	0	189	28.4	34.4	20 to 30	60.8	65	34.4
15/09/2023	17:00	3	3	34	55	42	16	3	2	0	0	0	0	0	0	0	0	0	0	0	0	158	28.7	34.6	25 to 35	61.4	63	39.9
15/09/2023	18:00	2	4	41	55	36	12	3	0	0	0	0	0	0	0	0	0	0	0	0	0	153	27.8	33.9	20 to 30	62.7	51	33.3
15/09/2023	19:00	0	4	22	36	23	7	1	0	1	0	0	0	0	0	0	0	0	0	0	0	94	28.1	33.9	25 to 35	62.8	32	34.0
15/09/2023	20:00	2	8	23	27	7	3	0	0	0	0	0	0	0	0	0	0	0	0	0	0	70	25	30	20 to 30	71.4	10	14.3
15/09/2023	21:00	1	1	8	11	8	3	1	1	0	0	0	0	0	0	0	0	0	0	0	0	34	28.4	35	20 to 30	55.9	13	38.2
15/09/2023	22:00	3	2	12	11	4	1	0	0	0	0	0	0	0	0	0	0	0	0	0	0	33	24.4	30	20 to 30	69.7	5	15.2
15/09/2023	23:00	0	2	7	4	7	0	0	0	0	0	0	0	0	0	0	0	0	0	0	0	20	26.3	32.9	20 to 30	55.0	7	35.0
24 Hr Summary		24	96	478	700	405	180	43	12	1	0	0	0	0	0	0	0	0	0	0	0	1939	27.9	34.3	20 to 30	60.8	641	33.1

Incoming Histogram

New Fenny Road

from Mon-Sep-11-2023-11-00-AM to Mon-Oct-09-2023-12-59-PM

Date	Starting Hr:min	<15	15 to <20	20 to <25	25 to <30	30 to <35	35 to <40	40 to <45	45 to <50	50 to <55	55 to <60	60 to <65	65 to <70	70 to <75	75 to <80	80 to <85	85 to <90	90 to <95	95 to <100	100 to >105	Total Counts	Avg Speed (MPH)	85pet Speed	10MPH Pace	% in pace	# of Speeders	% Speeders	
16/09/2023	00:00	0	0	2	2	1	2	1	0	0	0	0	0	0	0	0	0	0	0	0	0	8	30.9	40	20 to 30	50.0	4	50.0
16/09/2023	01:00	0	1	1	0	0	1	0	0	0	0	0	0	0	0	0	0	0	0	0	0	3	25.3	40	15 to 25	66.7	1	33.3
16/09/2023	02:00	0	0	2	0	1	0	0	0	0	0	0	0	0	0	0	0	0	0	0	0	3	25.3	35	15 to 25	66.7	1	33.3
16/09/2023	03:00	0	0	1	1	0	0	0	0	0	0	0	0	0	0	0	0	0	0	0	0	2	24.5	30	20 to 30	100.0	*	*
16/09/2023	04:00	0	0	2	1	0	0	0	0	0	0	0	0	0	0	0	0	0	0	0	0	3	23.7	30	20 to 30	100.0	*	*
16/09/2023	05:00	0	1	0	2	0	2	0	0	0	0	0	0	0	0	0	0	0	0	0	0	5	29	37.5	20 to 30	40.0	2	40.0
16/09/2023	06:00	0	4	6	11	2	3	1	1	0	0	0	0	0	0	0	0	0	0	0	0	28	27.5	36.7	20 to 30	60.7	7	25.0
16/09/2023	07:00	1	1	9	13	11	3	0	0	0	0	0	0	0	0	0	0	0	0	0	0	38	27.6	33.6	25 to 35	63.2	14	36.8
16/09/2023	08:00	5	3	16	37	17	6	1	0	0	0	0	0	0	0	0	0	0	0	0	0	85	27	33.2	25 to 35	63.5	24	28.2
16/09/2023	09:00	4	6	28	37	18	9	0	0	0	0	0	0	0	0	0	0	0	0	0	0	102	26.6	33.3	20 to 30	63.7	27	26.5
16/09/2023	10:00	1	5	31	40	28	16	3	0	0	0	0	0	0	0	0	0	0	0	0	0	124	28.4	35	20 to 30	57.3	47	37.9
16/09/2023	11:00	4	7	28	63	29	18	4	1	0	0	0	0	0	0	0	0	0	0	0	0	154	28.3	35	25 to 35	59.7	52	33.8
16/09/2023	12:00	0	8	26	49	34	12	2	0	0	0	0	0	0	0	0	0	0	0	0	0	131	28.2	34.1	25 to 35	63.4	48	36.6
16/09/2023	13:00	3	8	34	50	29	21	6	0	0	0	0	0	0	0	0	0	0	0	0	0	151	28.4	36	20 to 30	55.6	56	37.1
16/09/2023	14:00	2	6	28	51	28	16	5	1	0	0	0	0	0	0	0	0	0	0	0	0	137	28.6	35.3	20 to 30	57.7	50	36.5
16/09/2023	15:00	2	10	36	58	27	8	5	1	0	0	0	0	0	0	0	0	0	0	0	0	147	27.4	33.5	20 to 30	63.9	41	27.9
16/09/2023	16:00	1	8	34	52	22	9	2	1	1	0	0	0	0	0	0	0	0	0	0	0	130	27.5	33.4	20 to 30	66.2	35	26.9
16/09/2023	17:00	0	13	32	56	21	10	3	0	0	0	0	0	0	0	0	0	0	0	0	0	135	27.1	33.3	20 to 30	65.2	34	25.2
16/09/2023	18:00	4	4	29	45	17	9	1	2	0	0	0	0	0	0	0	0	0	0	0	0	111	27.2	33.5	20 to 30	66.7	29	26.1
16/09/2023	19:00	0	6	21	25	19	9	1	0	0	0	0	0	0	0	0	0	0	0	0	0	81	27.8	34.5	20 to 30	56.8	29	35.8
16/09/2023	20:00	0	3	12	31	13	1	2	0	0	1	0	0	0	0	0	0	0	0	0	0	63	28	33.1	25 to 35	69.8	17	27.0
16/09/2023	21:00	0	0	7	6	7	3	2	0	0	0	0	0	0	0	0	0	0	0	0	0	25	29.6	36.7	20 to 30	52.0	12	48.0
16/09/2023	22:00	0	3	10	12	7	2	2	0	0	0	0	0	0	0	0	0	0	0	0	0	36	27.3	34.3	20 to 30	61.1	11	30.6
16/09/2023	23:00	0	2	5	8	3	1	1	1	0	0	0	0	0	0	0	0	0	0	0	0	21	28	35	20 to 30	61.9	6	28.6
24 Hr Summary		27	99	400	650	334	161	42	8	1	1	0	0	0	0	0	0	0	0	0	0	1723	27.8	34.3	20 to 30	60.9	547	31.7

Incoming Histogram

New Fenny Road

from Mon-Sep-11-2023-11-00-AM to Mon-Oct-09-2023-12-59-PM

Date	Starting Hr:min	<15	15 to <20	20 to <25	25 to <30	30 to <35	35 to <40	40 to <45	45 to <50	50 to <55	55 to <60	60 to <65	65 to <70	70 to <75	75 to <80	80 to <85	85 to <90	90 to <95	95 to <100	100 to >105	Total Counts	Avg Speed (MPH)	85pet Speed	10MPH Pace	% in pace	# of Speeders	% Speeders	
17/09/2023	00:00	0	1	2	2	1	1	0	0	0	0	0	0	0	0	0	0	0	0	0	0	7	26.4	35	20 to 30	57.1	2	28.6
17/09/2023	01:00	0	1	3	2	1	0	0	0	0	0	0	0	0	0	0	0	0	0	0	0	7	24.1	30	20 to 30	71.4	1	14.3
17/09/2023	02:00	0	0	0	1	1	0	0	0	0	0	0	0	0	0	0	0	0	0	0	0	2	29.5	35	25 to 35	100.0	1	50.0
17/09/2023	03:00	0	0	0	1	2	0	0	0	0	0	0	0	0	0	0	0	0	0	0	0	3	30.3	35	25 to 35	100.0	2	66.7
17/09/2023	04:00	0	0	1	2	2	0	0	0	0	0	0	0	0	0	0	0	0	0	0	0	5	28	32.5	25 to 35	80.0	2	40.0
17/09/2023	05:00	0	1	0	1	1	1	0	0	0	0	0	0	0	0	0	0	0	0	0	0	4	28.3	35	25 to 35	50.0	2	50.0
17/09/2023	06:00	0	3	6	5	5	0	0	0	0	0	0	0	0	0	0	0	0	0	0	0	19	25.3	32	20 to 30	57.9	5	26.3
17/09/2023	07:00	0	1	5	10	2	1	1	1	0	0	0	0	0	0	0	0	0	0	0	0	21	28	35	20 to 30	71.4	5	23.8
17/09/2023	08:00	1	3	19	17	10	5	3	1	0	0	0	0	0	0	0	0	0	0	0	0	59	27.7	35	20 to 30	61.0	19	32.2
17/09/2023	09:00	1	1	11	29	10	2	2	1	0	0	0	0	0	0	0	0	0	0	0	0	57	27.9	33	20 to 30	70.2	15	26.3
17/09/2023	10:00	0	6	35	34	18	6	0	1	0	0	0	0	0	0	0	0	0	0	0	0	100	26.7	32.8	20 to 30	69.0	25	25.0
17/09/2023	11:00	3	15	31	59	24	13	1	0	0	0	0	0	0	0	0	0	0	0	0	0	146	26.8	33.3	20 to 30	61.6	38	26.0
17/09/2023	12:00	5	16	53	55	30	7	3	0	0	0	0	0	0	0	0	0	0	0	0	0	169	26	32.5	20 to 30	63.9	40	23.7
17/09/2023	13:00	1	11	36	44	25	16	5	0	0	0	0	0	0	0	0	0	0	0	0	0	138	27.8	35	20 to 30	58.0	46	33.3
17/09/2023	14:00	0	5	23	45	27	8	3	0	1	0	0	0	0	0	0	0	0	0	0	0	112	28.4	34.1	25 to 35	64.3	39	34.8
17/09/2023	15:00	0	6	36	42	18	12	2	0	1	0	0	0	0	0	0	0	0	0	0	0	117	27.6	34.2	20 to 30	66.7	33	28.2
17/09/2023	16:00	1	5	36	52	22	16	5	0	0	0	0	0	0	0	0	0	0	0	0	0	137	28.1	35	20 to 30	64.2	43	31.4
17/09/2023	17:00	1	2	23	27	27	7	3	0	1	0	0	0	0	0	0	0	0	0	0	0	91	28.7	34.4	25 to 35	59.3	38	41.8
17/09/2023	18:00	2	3	25	31	14	6	2	0	0	0	0	0	0	0	0	0	0	0	0	0	83	27	33.6	20 to 30	67.5	22	26.5
17/09/2023	19:00	0	2	14	20	6	2	4	0	0	0	0	0	0	0	0	0	0	0	0	0	48	27.7	34.2	20 to 30	70.8	12	25.0
17/09/2023	20:00	1	0	13	9	7	2	1	0	0	0	0	0	0	0	0	0	0	0	0	0	33	27	33.6	20 to 30	66.7	10	30.3
17/09/2023	21:00	0	0	8	10	2	1	0	0	0	0	0	0	0	0	0	0	0	0	0	0	21	26.2	30	20 to 30	85.7	3	14.3
17/09/2023	22:00	0	0	5	4	3	2	0	0	0	0	0	0	0	0	0	0	0	0	0	0	14	27.8	35	20 to 30	64.3	5	35.7
17/09/2023	23:00	0	0	2	2	4	0	2	0	0	0	0	0	0	0	0	0	0	0	0	0	10	31	35	25 to 35	60.0	6	60.0
24 Hr Summary		16	82	387	504	262	108	37	4	3	0	0	0	0	0	0	0	0	0	0	0	1403	27.4	33.9	20 to 30	63.5	414	29.5

Incoming Histogram

New Fenny Road

from Mon-Sep-11-2023-11-00-AM to Mon-Oct-09-2023-12-59-PM

Date	Starting Hr:min	<15	15 to <20	20 to <25	25 to <30	30 to <35	35 to <40	40 to <45	45 to <50	50 to <55	55 to <60	60 to <65	65 to <70	70 to <75	75 to <80	80 to <85	85 to <90	90 to <95	95 to <100	100 to >105	Total Counts	Avg Speed (MPH)	85pct Speed	10MPH Pace	% in pace	# of Speeders	% Speeders	
18/09/2023	00:00	0	1	1	4	0	0	0	0	0	0	0	0	0	0	0	0	0	0	0	0	6	24.5	28.8	20 to 30	83.3	*	*
18/09/2023	01:00	0	0	1	1	0	0	0	0	0	0	0	0	0	0	0	0	0	0	0	0	2	24.5	30	20 to 30	100.0	*	*
18/09/2023	02:00	0	0	0	1	0	0	1	0	0	0	0	0	0	0	0	0	0	0	0	0	2	34.5	45	20 to 30	50.0	1	50.0
18/09/2023	03:00	0	0	0	1	0	0	0	0	0	0	0	0	0	0	0	0	0	0	0	0	1	27	30	20 to 30	100.0	*	*
18/09/2023	04:00	0	1	0	0	1	0	0	0	0	0	0	0	0	0	0	0	0	0	0	0	2	24.5	35	10 to 20	50.0	1	50.0
18/09/2023	05:00	0	0	0	3	1	1	2	0	0	0	0	0	0	0	0	0	0	0	0	0	7	33.4	42.5	25 to 35	57.1	4	57.1
18/09/2023	06:00	1	1	10	15	11	6	2	1	0	0	0	0	0	0	0	0	0	0	0	0	47	29.1	36.7	25 to 35	55.3	20	42.6
18/09/2023	07:00	0	6	26	37	26	15	1	1	0	0	0	0	0	0	0	0	0	0	0	0	112	28.5	35	20 to 30	56.3	43	38.4
18/09/2023	08:00	4	9	30	52	18	6	2	0	1	0	0	0	0	0	0	0	0	0	0	0	122	26.6	32.5	20 to 30	67.2	27	22.1
18/09/2023	09:00	1	3	22	36	20	10	2	0	0	0	0	0	0	0	0	0	0	0	0	0	94	28.2	34.5	20 to 30	61.7	32	34.0
18/09/2023	10:00	2	16	30	39	17	7	1	0	0	0	0	0	0	0	0	0	0	0	0	0	112	25.8	32.4	20 to 30	61.6	25	22.3
18/09/2023	11:00	1	8	44	33	10	8	3	0	0	0	0	0	0	0	0	0	0	0	0	0	107	26	32.5	20 to 30	72.0	21	19.6
18/09/2023	12:00	5	4	38	39	22	6	2	1	0	0	0	0	0	0	0	0	0	0	0	0	117	26.6	33	20 to 30	65.8	31	26.5
18/09/2023	13:00	1	8	26	34	17	7	0	0	0	0	0	0	0	0	0	0	0	0	0	0	93	26.6	32.9	20 to 30	64.5	24	25.8
18/09/2023	14:00	1	12	40	50	19	7	2	0	0	0	0	0	0	0	0	0	0	0	0	0	131	26.3	32.1	20 to 30	68.7	28	21.4
18/09/2023	15:00	0	6	28	62	32	13	7	0	1	0	0	0	0	0	0	0	0	0	0	0	149	28.9	34.8	25 to 35	63.1	53	35.6
18/09/2023	16:00	3	8	45	68	33	18	3	0	0	0	0	0	0	0	0	0	0	0	0	0	178	27.6	34.1	20 to 30	63.5	54	30.3
18/09/2023	17:00	0	13	37	64	41	14	9	0	0	0	0	0	0	0	0	0	0	0	0	0	178	28.3	34.5	25 to 35	59.0	64	36.0
18/09/2023	18:00	1	9	37	50	22	13	4	0	0	0	0	0	0	0	0	0	0	0	0	0	136	27.5	34.3	20 to 30	64.0	39	28.7
18/09/2023	19:00	1	2	24	39	13	4	0	0	0	0	0	0	0	0	0	0	0	0	0	0	83	26.7	31.9	20 to 30	75.9	17	20.5
18/09/2023	20:00	1	3	12	15	18	4	2	1	0	0	0	0	0	0	0	0	0	0	0	0	56	28.6	34.7	25 to 35	58.9	25	44.6
18/09/2023	21:00	2	2	13	15	6	3	1	0	0	0	0	0	0	0	0	0	0	0	0	0	42	26.3	33.3	20 to 30	66.7	10	23.8
18/09/2023	22:00	0	2	5	9	5	4	1	0	0	0	0	0	0	0	0	0	0	0	0	0	26	28.5	36.2	20 to 30	53.8	10	38.5
18/09/2023	23:00	0	0	1	5	2	0	0	0	0	0	0	0	0	0	0	0	0	0	0	0	8	27.6	32.5	25 to 35	87.5	2	25.0
24 Hr Summary		24	114	470	672	334	146	45	4	2	0	0	0	0	0	0	0	0	0	0	0	1811	27.4	33.9	20 to 30	63.1	531	29.3

Incoming Histogram

New Fenny Road

from Mon-Sep-11-2023-11-00-AM to Mon-Oct-09-2023-12-59-PM

Date	Starting Hr:min	<15	15 to <20	20 to <25	25 to <30	30 to <35	35 to <40	40 to <45	45 to <50	50 to <55	55 to <60	60 to <65	65 to <70	70 to <75	75 to <80	80 to <85	85 to <90	90 to <95	95 to <100	100 to >105	Total Counts	Avg Speed (MPH)	85pet Speed	10MPH Pace	% in pace	# of Speeders	% Speeders	
19/09/2023	00:00	0	0	1	2	1	1	0	0	0	0	0	0	0	0	0	0	0	0	0	0	5	29	35	20 to 30	60.0	2	40.0
19/09/2023	01:00	0	0	2	1	1	0	0	0	0	0	0	0	0	0	0	0	0	0	0	0	4	25.8	30	20 to 30	75.0	1	25.0
19/09/2023	02:00	0	0	0	0	0	0	0	0	0	0	0	0	0	0	0	0	0	0	0	0	0	0	0	*	*	*	*
19/09/2023	03:00	1	0	0	2	0	0	0	0	0	0	0	0	0	0	0	0	0	0	0	0	3	20.3	30	20 to 30	66.7	*	*
19/09/2023	04:00	0	1	2	0	1	0	0	0	0	0	0	0	0	0	0	0	0	0	0	0	4	23.3	25	15 to 25	75.0	1	25.0
19/09/2023	05:00	0	0	3	2	1	0	0	0	0	0	0	0	0	0	0	0	0	0	0	0	6	25.5	30	20 to 30	83.3	1	16.7
19/09/2023	06:00	1	4	11	16	9	6	0	0	0	0	0	0	0	0	0	0	0	0	0	0	47	27.2	34.4	20 to 30	57.4	15	31.9
19/09/2023	07:00	1	8	35	51	29	5	3	0	0	0	0	0	0	0	0	0	0	0	0	0	132	27.2	32.9	20 to 30	65.2	37	28.0
19/09/2023	08:00	0	5	26	39	16	7	3	0	0	0	0	0	0	0	0	0	0	0	0	0	96	27.5	33.8	20 to 30	67.7	26	27.1
19/09/2023	09:00	3	8	22	35	7	11	3	1	0	0	0	0	0	0	0	0	0	0	0	0	90	27.1	35.5	20 to 30	63.3	22	24.4
19/09/2023	10:00	2	8	22	30	13	7	1	0	0	0	0	0	0	0	0	0	0	0	0	0	83	26.5	33.5	20 to 30	62.7	21	25.3
19/09/2023	11:00	2	5	30	41	21	10	2	1	0	0	0	0	0	0	0	0	0	0	0	0	112	27.6	34	20 to 30	63.4	34	30.4
19/09/2023	12:00	0	8	35	46	21	10	2	0	0	0	0	0	0	0	0	0	0	0	0	0	122	27.2	33.6	20 to 30	66.4	33	27.0
19/09/2023	13:00	2	13	41	59	25	5	1	1	0	0	0	0	0	0	0	0	0	0	0	0	147	26.3	32	20 to 30	68.0	32	21.8
19/09/2023	14:00	0	8	36	56	29	13	2	0	0	0	0	0	0	0	0	0	0	0	0	0	144	27.7	33.8	20 to 30	63.9	44	30.6
19/09/2023	15:00	5	14	33	44	30	12	3	0	0	0	0	0	0	0	0	0	0	0	0	0	141	27	34	20 to 30	54.6	45	31.9
19/09/2023	16:00	2	15	34	76	35	16	5	1	0	0	0	0	0	0	0	0	0	0	0	0	184	27.8	34.1	25 to 35	60.3	57	31.0
19/09/2023	17:00	3	16	36	68	50	17	4	0	0	0	0	0	0	0	0	0	0	0	0	0	194	27.9	34.2	25 to 35	60.8	71	36.6
19/09/2023	18:00	2	10	32	54	27	22	2	0	0	0	0	0	0	0	0	0	0	0	0	0	149	28.1	35.5	20 to 30	57.7	51	34.2
19/09/2023	19:00	0	2	27	35	9	7	1	0	0	0	0	0	0	0	0	0	0	0	0	0	81	27	32.8	20 to 30	76.5	17	21.0
19/09/2023	20:00	0	8	16	20	17	2	2	0	0	0	0	0	0	0	0	0	0	0	0	0	65	27	33.2	25 to 35	56.9	21	32.3
19/09/2023	21:00	0	0	4	15	2	5	1	0	0	0	0	0	0	0	0	0	0	0	0	0	27	29.2	37	20 to 30	70.4	8	29.6
19/09/2023	22:00	2	2	9	6	6	2	1	0	0	0	0	0	0	0	0	0	0	0	0	0	28	26.1	34.2	20 to 30	53.6	9	32.1
19/09/2023	23:00	0	0	3	8	3	1	0	0	0	0	0	0	0	0	0	0	0	0	0	0	15	27.9	33.3	20 to 30	73.3	4	26.7
24 Hr Summary		26	135	460	706	353	159	36	4	0	0	0	0	0	0	0	0	0	0	0	1879	27.3	33.8	20 to 30	62.1	552	29.4	

Incoming Histogram

New Fenny Road

from Mon-Sep-11-2023-11-00-AM to Mon-Oct-09-2023-12-59-PM

Date	Starting Hr:min	<15	15 to <20	20 to <25	25 to <30	30 to <35	35 to <40	40 to <45	45 to <50	50 to <55	55 to <60	60 to <65	65 to <70	70 to <75	75 to <80	80 to <85	85 to <90	90 to <95	95 to <100	100 to >105	Total Counts	Avg Speed (MPH)	85pet Speed	10MPH Pace	% in pace	# of Speeders	% Speeders	
20/09/2023	00:00	2	0	1	4	1	2	0	0	0	0	0	0	0	0	0	0	0	0	0	0	10	26	35	20 to 30	50.0	3	30.0
20/09/2023	01:00	0	0	0	1	0	0	0	0	0	0	0	0	0	0	0	0	0	0	0	0	1	27	30	20 to 30	100.0	*	*
20/09/2023	02:00	0	0	0	0	0	0	0	0	0	0	0	0	0	0	0	0	0	0	0	0	0	0	0	*	*	*	*
20/09/2023	03:00	0	2	0	1	0	1	1	0	0	0	0	0	0	0	0	0	0	0	0	0	5	28	40	10 to 20	40.0	2	40.0
20/09/2023	04:00	0	0	2	3	0	1	0	0	0	0	0	0	0	0	0	0	0	0	0	0	6	27.2	30	20 to 30	83.3	1	16.7
20/09/2023	05:00	1	0	4	3	0	1	0	0	0	1	0	0	0	0	0	0	0	0	0	0	10	27.6	30	20 to 30	70.0	2	20.0
20/09/2023	06:00	1	1	5	17	12	3	2	1	0	0	0	0	0	0	0	0	0	0	0	0	42	29.4	35	25 to 35	69.0	18	42.9
20/09/2023	07:00	2	3	33	44	24	11	5	0	0	0	0	0	0	0	0	0	0	0	0	0	122	28	34.6	20 to 30	63.1	40	32.8
20/09/2023	08:00	0	10	31	38	21	6	2	0	0	0	0	0	0	0	0	0	0	0	0	0	108	26.8	33.1	20 to 30	63.9	29	26.9
20/09/2023	09:00	1	7	33	39	16	14	2	0	0	1	0	0	0	0	0	0	0	0	0	0	113	27.6	35	20 to 30	63.7	33	29.2
20/09/2023	10:00	2	7	32	43	13	6	0	1	0	0	0	0	0	0	0	0	0	0	0	0	104	26.3	31.5	20 to 30	72.1	20	19.2
20/09/2023	11:00	1	3	30	44	22	8	0	1	0	0	0	0	0	0	0	0	0	0	0	0	109	27.5	33.4	20 to 30	67.9	31	28.4
20/09/2023	12:00	5	11	41	47	19	6	0	0	0	0	0	0	0	0	0	0	0	0	0	0	129	25.6	31.6	20 to 30	68.2	25	19.4
20/09/2023	13:00	2	5	27	55	19	6	1	0	0	0	0	0	0	0	0	0	0	0	0	0	115	27	32.4	20 to 30	71.3	26	22.6
20/09/2023	14:00	2	5	33	50	23	12	5	0	0	0	0	0	0	0	0	0	0	0	0	0	130	27.9	34.3	20 to 30	63.8	40	30.8
20/09/2023	15:00	0	5	34	59	24	9	2	0	0	0	0	0	0	0	0	0	0	0	0	0	133	27.5	33.1	20 to 30	69.9	35	26.3
20/09/2023	16:00	2	2	40	51	16	5	0	0	0	0	0	0	0	0	0	0	0	0	0	0	116	26.3	31.2	20 to 30	78.4	21	18.1
20/09/2023	17:00	0	7	37	65	31	15	2	0	0	0	0	0	0	0	0	0	0	0	0	0	157	27.9	33.9	20 to 30	65.0	48	30.6
20/09/2023	18:00	1	7	28	40	22	7	1	0	0	0	0	0	0	0	0	0	0	0	0	0	106	27.1	33.2	20 to 30	64.2	30	28.3
20/09/2023	19:00	0	2	13	19	1	0	0	0	0	0	0	0	0	0	0	0	0	0	0	0	35	25.1	28.9	20 to 30	91.4	1	2.9
20/09/2023	20:00	0	2	18	10	5	1	0	0	0	0	0	0	0	0	0	0	0	0	0	0	36	25.2	31	20 to 30	77.8	6	16.7
20/09/2023	21:00	2	0	9	10	7	0	0	0	0	0	0	0	0	0	0	0	0	0	0	0	28	25.4	32.1	20 to 30	67.9	7	25.0
20/09/2023	22:00	0	0	7	11	5	1	1	0	0	1	0	0	0	0	0	0	0	0	0	0	26	29	34	20 to 30	69.2	8	30.8
20/09/2023	23:00	0	0	4	2	2	2	0	0	0	0	0	0	0	0	0	0	0	0	0	0	10	28	35	20 to 30	60.0	4	40.0
24 Hr Summary		24	79	462	656	283	117	24	3	0	3	0	0	0	0	0	0	0	0	0	0	1651	27.1	33.2	20 to 30	67.7	430	26.0

Incoming Histogram

New Fenny Road

from Mon-Sep-11-2023-11-00-AM to Mon-Oct-09-2023-12-59-PM

Date	Starting Hr:min	<15	15 to <20	20 to <25	25 to <30	30 to <35	35 to <40	40 to <45	45 to <50	50 to <55	55 to <60	60 to <65	65 to <70	70 to <75	75 to <80	80 to <85	85 to <90	90 to <95	95 to <100	100 to >105	Total Counts	Avg Speed (MPH)	85pct Speed	10MPH Pace	% in pace	# of Speeders	% Speeders	
21/09/2023	00:00	0	0	3	3	2	0	0	0	0	0	0	0	0	0	0	0	0	0	0	0	8	26.4	32.5	20 to 30	75.0	2	25.0
21/09/2023	01:00	0	0	0	2	0	0	0	0	0	0	0	0	0	0	0	0	0	0	0	0	2	27	30	20 to 30	100.0	*	*
21/09/2023	02:00	0	0	0	1	0	0	0	0	0	0	0	0	0	0	0	0	0	0	0	0	1	27	30	20 to 30	100.0	*	*
21/09/2023	03:00	1	1	0	0	0	0	0	0	0	0	0	0	0	0	0	0	0	0	0	0	2	14.5	20	10 to 20	100.0	*	*
21/09/2023	04:00	0	0	1	0	1	2	0	0	0	0	0	0	0	0	0	0	0	0	0	0	4	32	37.5	30 to 40	75.0	3	75.0
21/09/2023	05:00	0	0	2	0	1	1	0	0	0	0	0	0	0	0	0	0	0	0	0	0	4	28.3	35	15 to 25	50.0	2	50.0
21/09/2023	06:00	0	0	9	10	10	7	1	1	0	0	0	0	0	0	0	0	0	0	0	0	38	30.1	37.1	25 to 35	52.6	19	50.0
21/09/2023	07:00	2	5	33	39	23	7	2	0	0	0	0	0	0	0	0	0	0	0	0	0	111	27.1	33.3	20 to 30	64.9	32	28.8
21/09/2023	08:00	1	2	35	37	15	8	1	0	2	0	0	0	0	0	0	0	0	0	0	0	101	27.5	33.7	20 to 30	71.3	26	25.7
21/09/2023	09:00	0	5	25	37	18	9	1	1	0	0	0	0	0	0	0	0	0	0	0	0	96	27.8	34.2	20 to 30	64.6	29	30.2
21/09/2023	10:00	2	6	37	30	19	11	0	0	1	0	0	0	0	0	0	0	0	0	0	0	106	26.9	33.9	20 to 30	63.2	31	29.2
21/09/2023	11:00	1	12	30	52	22	12	2	0	0	0	0	0	0	0	0	0	0	0	0	0	131	27.2	33.6	20 to 30	62.6	36	27.5
21/09/2023	12:00	2	10	34	53	18	9	3	0	0	0	0	0	0	0	0	0	0	0	0	0	129	26.8	33.1	20 to 30	67.4	30	23.3
21/09/2023	13:00	1	3	48	38	35	6	1	0	0	0	0	0	0	0	0	0	0	0	0	0	132	27.1	33.1	20 to 30	65.2	42	31.8
21/09/2023	14:00	0	13	44	68	28	5	1	0	0	0	0	0	0	0	0	0	0	0	0	0	159	26.5	31.8	20 to 30	70.4	34	21.4
21/09/2023	15:00	1	7	23	54	34	10	3	0	0	0	0	0	0	0	0	0	0	0	0	0	132	28.2	34	25 to 35	66.7	47	35.6
21/09/2023	16:00	1	17	42	64	29	14	0	2	0	0	0	0	0	0	0	0	0	0	0	0	169	27	33.4	20 to 30	62.7	45	26.6
21/09/2023	17:00	3	12	43	70	40	26	9	2	0	0	0	0	0	0	0	0	0	0	0	0	205	28.6	36.2	20 to 30	55.1	77	37.6
21/09/2023	18:00	2	9	49	48	27	13	10	0	0	0	0	0	0	0	0	0	0	0	0	0	158	27.7	34.8	20 to 30	61.4	50	31.6
21/09/2023	19:00	2	5	35	35	19	3	0	0	0	0	0	0	0	0	0	0	0	0	0	0	99	26.1	31.8	20 to 30	70.7	22	22.2
21/09/2023	20:00	1	0	16	20	7	2	0	0	0	0	0	0	0	0	0	0	0	0	0	0	46	26.4	31.4	20 to 30	78.3	9	19.6
21/09/2023	21:00	2	5	13	15	8	1	0	1	0	0	0	0	0	0	0	0	0	0	0	0	45	25.6	31.9	20 to 30	62.2	10	22.2
21/09/2023	22:00	0	0	7	11	5	4	2	0	0	0	0	0	0	0	0	0	0	0	0	0	29	29.3	37.5	20 to 30	62.1	11	37.9
21/09/2023	23:00	0	0	2	10	4	1	0	0	0	0	0	0	0	0	0	0	0	0	0	0	17	28.4	32.5	25 to 35	82.4	5	29.4
24 Hr Summary		22	112	531	697	365	151	36	7	3	0	0	0	0	0	0	0	0	0	0	0	1924	27.4	33.7	20 to 30	63.8	562	29.2

Incoming Histogram

New Fenny Road

from Mon-Sep-11-2023-11-00-AM to Mon-Oct-09-2023-12-59-PM

Date	Starting Hr:min	<15	15 to <20	20 to <25	25 to <30	30 to <35	35 to <40	40 to <45	45 to <50	50 to <55	55 to <60	60 to <65	65 to <70	70 to <75	75 to <80	80 to <85	85 to <90	90 to <95	95 to <100	100 to >105	Total Counts	Avg Speed (MPH)	85pct Speed	10MPH Pace	% in pace	# of Speeders	% Speeders	
22/09/2023	00:00	0	1	2	2	0	0	0	0	0	0	0	0	0	0	0	0	0	0	0	0	5	23	27.5	20 to 30	80.0	*	*
22/09/2023	01:00	0	0	0	1	0	0	0	0	0	0	0	0	0	0	0	0	0	0	0	0	1	27	30	20 to 30	100.0	*	*
22/09/2023	02:00	1	0	1	0	1	0	0	0	0	0	0	0	0	0	0	0	0	0	0	0	3	22	35	5 to 15	33.3	1	33.3
22/09/2023	03:00	0	0	2	0	0	0	0	0	0	0	0	0	0	0	0	0	0	0	0	0	2	22	25	15 to 25	100.0	*	*
22/09/2023	04:00	0	0	1	0	0	0	1	0	0	0	0	0	0	0	0	0	0	0	0	0	2	32	45	15 to 25	50.0	1	50.0
22/09/2023	05:00	0	1	3	5	3	1	0	0	1	0	0	0	0	0	0	0	0	0	0	0	14	28.8	35	20 to 30	57.1	5	35.7
22/09/2023	06:00	1	1	4	12	9	4	2	0	1	0	0	0	0	0	0	0	0	0	0	0	34	30	37.5	25 to 35	61.8	16	47.1
22/09/2023	07:00	2	5	29	31	18	17	2	0	0	0	0	0	0	0	0	0	0	0	0	0	104	28	35.9	20 to 30	57.7	37	35.6
22/09/2023	08:00	1	12	24	49	25	11	3	1	0	0	0	0	0	0	0	0	0	0	0	0	126	27.7	34.2	25 to 35	58.7	40	31.7
22/09/2023	09:00	2	7	33	41	18	4	0	1	0	0	0	0	0	0	0	0	0	0	0	0	106	26.3	31.9	20 to 30	69.8	23	21.7
22/09/2023	10:00	2	3	16	53	14	10	2	1	0	1	0	0	0	0	0	0	0	0	0	0	102	28.4	34.6	20 to 30	67.6	28	27.5
22/09/2023	11:00	2	5	34	43	16	8	4	1	0	0	0	0	0	0	0	0	0	0	0	0	113	27.3	33.8	20 to 30	68.1	29	25.7
22/09/2023	12:00	2	9	27	50	28	11	1	1	0	0	0	0	0	0	0	0	0	0	0	0	129	27.6	33.9	25 to 35	60.5	41	31.8
22/09/2023	13:00	4	6	28	50	30	9	1	0	0	0	0	0	0	0	0	0	0	0	0	0	128	27.3	33.5	25 to 35	62.5	40	31.3
22/09/2023	14:00	2	4	44	56	39	11	2	1	0	0	0	0	0	0	0	0	0	0	0	0	159	27.8	33.7	20 to 30	62.9	53	33.3
22/09/2023	15:00	0	6	39	49	28	19	5	0	0	0	0	0	0	0	0	0	0	0	0	0	146	28.4	35.5	20 to 30	60.3	52	35.6
22/09/2023	16:00	2	11	47	61	48	12	2	0	0	0	0	0	0	0	0	0	0	0	0	0	183	27.5	33.6	25 to 35	59.6	62	33.9
22/09/2023	17:00	0	8	38	61	35	18	1	1	0	0	0	0	0	0	0	0	0	0	0	0	162	28.1	34.4	20 to 30	61.1	55	34.0
22/09/2023	18:00	2	11	34	39	29	12	2	0	0	0	0	0	0	0	0	0	0	0	0	0	129	27.2	34.1	20 to 30	56.6	43	33.3
22/09/2023	19:00	2	4	32	30	9	6	0	0	0	0	0	0	0	0	0	0	0	0	0	0	83	25.9	31.7	20 to 30	74.7	15	18.1
22/09/2023	20:00	2	2	26	27	5	3	0	0	1	0	0	0	0	0	0	0	0	0	0	0	66	25.8	29.8	20 to 30	80.3	9	13.6
22/09/2023	21:00	0	2	8	13	15	2	3	0	0	0	0	0	0	0	0	0	0	0	0	0	43	29.1	34.7	25 to 35	65.1	20	46.5
22/09/2023	22:00	0	2	8	11	2	6	1	0	0	0	0	0	0	0	0	0	0	0	0	0	30	28.1	37.5	20 to 30	63.3	9	30.0
22/09/2023	23:00	0	2	7	6	4	4	0	0	0	0	0	0	0	0	0	0	0	0	0	0	23	27.3	36.2	20 to 30	56.5	8	34.8
24 Hr Summary		27	102	487	690	376	168	32	7	3	1	0	0	0	0	0	0	0	0	0	0	1893	27.6	34	20 to 30	62.2	587	31.0

Incoming Histogram

New Fenny Road

from Mon-Sep-11-2023-11-00-AM to Mon-Oct-09-2023-12-59-PM

Date	Starting Hr:min	<15	15 to <20	20 to <25	25 to <30	30 to <35	35 to <40	40 to <45	45 to <50	50 to <55	55 to <60	60 to <65	65 to <70	70 to <75	75 to <80	80 to <85	85 to <90	90 to <95	95 to <100	100 to >105	Total Counts	Avg Speed (MPH)	85pct Speed	10MPH Pace	% in pace	# of Speeders	% Speeders	
23/09/2023	00:00	0	0	4	3	2	3	1	0	0	0	0	0	0	0	0	0	0	0	0	0	13	29.7	38.3	20 to 30	53.8	6	46.2
23/09/2023	01:00	0	0	2	1	0	0	1	0	0	0	0	0	0	0	0	0	0	0	0	0	4	28.3	30	20 to 30	75.0	1	25.0
23/09/2023	02:00	0	0	0	0	1	0	0	0	0	0	0	0	0	0	0	0	0	0	0	0	1	32	35	25 to 35	100.0	1	100.0
23/09/2023	03:00	0	0	0	0	0	0	0	0	0	0	0	0	0	0	0	0	0	0	0	0	0	0	0	*	*	*	*
23/09/2023	04:00	0	1	1	2	1	0	0	0	0	0	0	0	0	0	0	0	0	0	0	0	5	25	30	20 to 30	60.0	1	20.0
23/09/2023	05:00	0	0	0	1	2	1	0	0	0	0	0	0	0	0	0	0	0	0	0	0	4	32	35	25 to 35	75.0	3	75.0
23/09/2023	06:00	0	0	1	4	7	0	2	0	0	0	0	0	0	0	0	0	0	0	0	0	14	31.4	35	25 to 35	78.6	9	64.3
23/09/2023	07:00	1	3	6	19	5	2	1	0	0	0	0	0	0	0	0	0	0	0	0	0	37	26.8	32	20 to 30	67.6	8	21.6
23/09/2023	08:00	2	0	16	32	14	5	0	1	0	0	0	0	0	0	0	0	0	0	0	0	70	27.8	33.6	20 to 30	68.6	20	28.6
23/09/2023	09:00	0	6	28	35	19	9	2	0	0	0	0	0	0	0	0	0	0	0	0	0	99	27.5	33.9	20 to 30	63.6	30	30.3
23/09/2023	10:00	1	4	26	45	35	19	8	1	0	0	0	0	0	0	0	0	0	0	0	0	139	29.7	36.8	25 to 35	57.6	63	45.3
23/09/2023	11:00	0	12	44	61	32	13	2	0	0	0	0	0	0	0	0	0	0	0	0	0	164	27.3	33.4	20 to 30	64.0	47	28.7
23/09/2023	12:00	2	9	37	56	30	10	7	2	0	0	0	0	0	0	0	0	0	0	0	0	153	28	34.3	20 to 30	60.8	49	32.0
23/09/2023	13:00	3	9	31	61	22	9	0	0	0	0	0	0	0	0	0	0	0	0	0	0	135	26.7	32.5	20 to 30	68.1	31	23.0
23/09/2023	14:00	4	6	29	53	29	11	1	1	0	0	0	0	0	0	0	0	0	0	0	0	134	27.6	33.8	20 to 30	61.2	42	31.3
23/09/2023	15:00	3	7	25	56	32	6	2	3	0	0	0	0	0	0	0	0	0	0	0	0	134	27.9	33.6	25 to 35	65.7	43	32.1
23/09/2023	16:00	3	7	38	54	25	17	4	1	0	0	0	0	0	0	0	0	0	0	0	0	149	27.8	35	20 to 30	61.7	47	31.5
23/09/2023	17:00	2	7	30	59	23	11	1	1	0	0	0	0	0	0	0	0	0	0	0	0	134	27.5	33.5	20 to 30	66.4	36	26.9
23/09/2023	18:00	3	3	33	39	29	5	0	0	0	1	0	0	0	0	0	0	0	0	0	0	113	27.3	33.1	20 to 30	63.7	35	31.0
23/09/2023	19:00	0	7	20	32	18	5	4	0	0	0	0	0	0	0	0	0	0	0	0	0	86	27.7	33.9	20 to 30	60.5	27	31.4
23/09/2023	20:00	1	7	19	14	8	3	2	0	0	0	0	0	0	0	0	0	0	0	0	0	54	25.7	33.1	20 to 30	61.1	13	24.1
23/09/2023	21:00	0	2	9	10	5	2	0	1	0	0	0	0	0	0	0	0	0	0	0	0	29	27.2	34	20 to 30	65.5	8	27.6
23/09/2023	22:00	1	0	4	9	3	2	3	0	0	0	0	0	0	0	0	0	0	0	0	0	22	29	40	20 to 30	59.1	8	36.4
23/09/2023	23:00	1	1	4	5	7	2	2	0	0	0	0	0	0	0	0	0	0	0	0	0	22	28.9	37.5	25 to 35	54.5	11	50.0
24 Hr Summary		27	91	407	651	349	135	43	11	0	1	0	0	0	0	0	0	0	0	0	0	1715	27.7	34	20 to 30	61.7	539	31.4

Incoming Histogram

New Fenny Road

from Mon-Sep-11-2023-11-00-AM to Mon-Oct-09-2023-12-59-PM

Date	Starting Hr:min	<15	15 to <20	20 to <25	25 to <30	30 to <35	35 to <40	40 to <45	45 to <50	50 to <55	55 to <60	60 to <65	65 to <70	70 to <75	75 to <80	80 to <85	85 to <90	90 to <95	95 to <100	100 to >105	Total Counts	Avg Speed (MPH)	85pet Speed	10MPH Pace	% in pace	# of Speeders	% Speeders	
24/09/2023	00:00	0	2	4	9	2	1	0	0	0	0	0	0	0	0	0	0	0	0	0	0	18	26.1	30	20 to 30	72.2	3	16.7
24/09/2023	01:00	0	0	1	3	1	1	2	0	0	0	0	0	0	0	0	0	0	0	0	0	8	32	42.5	20 to 30	50.0	4	50.0
24/09/2023	02:00	0	0	2	3	0	0	0	0	0	0	0	0	0	0	0	0	0	0	0	0	5	25	28.3	20 to 30	100.0	*	*
24/09/2023	03:00	1	0	0	3	1	0	0	0	1	0	0	0	0	0	0	0	0	0	0	0	6	29.7	35	25 to 35	66.7	2	33.3
24/09/2023	04:00	0	0	3	1	1	0	0	0	0	0	0	0	0	0	0	0	0	0	0	0	5	25.2	30	20 to 30	80.0	1	20.0
24/09/2023	05:00	0	0	2	1	1	0	0	0	0	0	0	0	0	0	0	0	0	0	0	0	4	25.8	30	20 to 30	75.0	1	25.0
24/09/2023	06:00	0	0	4	8	3	0	1	0	0	0	0	0	0	0	0	0	0	0	0	0	16	27.8	33.3	20 to 30	75.0	4	25.0
24/09/2023	07:00	0	1	4	5	0	1	0	1	0	0	0	0	0	0	0	0	0	0	0	0	12	27.1	30	20 to 30	75.0	2	16.7
24/09/2023	08:00	0	1	15	12	9	4	2	0	0	0	0	0	0	0	0	0	0	0	0	0	43	28	35	20 to 30	62.8	15	34.9
24/09/2023	09:00	1	3	14	27	10	4	1	1	0	0	0	0	0	0	0	0	0	0	0	0	61	27.5	33.5	20 to 30	67.2	16	26.2
24/09/2023	10:00	3	2	25	41	14	5	0	0	0	0	0	0	0	0	0	0	0	0	0	0	90	26.5	31.8	20 to 30	73.3	19	21.1
24/09/2023	11:00	1	7	31	43	26	6	0	0	0	0	0	0	0	0	0	0	0	0	0	0	114	26.9	32.9	20 to 30	64.9	32	28.1
24/09/2023	12:00	2	18	47	62	35	6	5	3	1	0	0	0	0	0	0	0	0	0	0	0	179	27.1	33.3	20 to 30	60.9	50	27.9
24/09/2023	13:00	2	8	40	45	22	16	2	0	0	0	0	0	0	0	0	0	0	0	0	0	135	27.3	34.5	20 to 30	63.0	40	29.6
24/09/2023	14:00	2	5	37	52	20	11	6	1	0	0	0	0	0	0	0	0	0	0	0	0	134	27.8	34.5	20 to 30	66.4	38	28.4
24/09/2023	15:00	4	6	30	41	18	10	1	0	0	0	0	0	0	0	0	0	0	0	0	0	110	26.8	33.6	20 to 30	64.5	29	26.4
24/09/2023	16:00	0	12	28	40	26	11	3	0	0	0	0	0	0	0	0	0	0	0	0	0	120	27.6	34.2	20 to 30	56.7	40	33.3
24/09/2023	17:00	1	9	36	32	31	6	2	1	0	0	0	0	0	0	0	0	0	0	0	0	118	27.2	33.5	20 to 30	57.6	40	33.9
24/09/2023	18:00	1	8	19	26	17	5	3	0	1	0	0	0	0	0	0	0	0	0	0	0	80	27.5	34.1	20 to 30	56.3	26	32.5
24/09/2023	19:00	1	5	17	27	7	4	1	0	0	0	0	0	0	0	0	0	0	0	0	0	62	26.3	32.1	20 to 30	71.0	12	19.4
24/09/2023	20:00	0	0	14	10	3	3	0	0	0	0	0	0	0	0	0	0	0	0	0	0	30	26.5	33.3	20 to 30	80.0	6	20.0
24/09/2023	21:00	2	3	4	8	6	2	1	1	0	0	0	0	0	0	0	0	0	0	0	0	27	27.3	35	25 to 35	51.9	10	37.0
24/09/2023	22:00	0	1	3	4	5	0	0	0	0	0	0	0	0	0	0	0	0	0	0	0	13	27.2	33	25 to 35	69.2	5	38.5
24/09/2023	23:00	0	0	2	3	3	0	1	1	1	0	0	0	0	0	0	0	0	0	0	0	11	33.1	45	25 to 35	54.5	6	54.5
24 Hr Summary		21	91	382	506	261	96	31	9	4	0	0	0	0	0	0	0	0	0	0	0	1401	27.2	33.7	20 to 30	63.4	401	28.6

Incoming Histogram

New Fenny Road

from Mon-Sep-11-2023-11-00-AM to Mon-Oct-09-2023-12-59-PM

Date	Starting Hr:min	<15	15 to <20	20 to <25	25 to <30	30 to <35	35 to <40	40 to <45	45 to <50	50 to <55	55 to <60	60 to <65	65 to <70	70 to <75	75 to <80	80 to <85	85 to <90	90 to <95	95 to <100	100 to >105	Total Counts	Avg Speed (MPH)	85pet Speed	10MPH Pace	% in pace	# of Speeders	% Speeders	
25/09/2023	00:00	1	0	1	1	1	0	0	0	0	0	0	0	0	0	0	0	0	0	0	0	4	23.3	30	20 to 30	50.0	1	25.0
25/09/2023	01:00	0	0	0	2	1	0	0	0	0	0	0	0	0	0	0	0	0	0	0	0	3	29	35	25 to 35	100.0	1	33.3
25/09/2023	02:00	0	0	0	0	1	1	0	0	0	0	0	0	0	0	0	0	0	0	0	0	2	34.5	40	30 to 40	100.0	2	100.0
25/09/2023	03:00	1	1	1	0	0	1	0	1	0	0	0	0	0	0	0	0	0	0	0	0	5	27	40	10 to 20	40.0	2	40.0
25/09/2023	04:00	0	0	2	0	2	1	0	0	0	0	0	0	0	0	0	0	0	0	0	0	5	29.2	35	30 to 40	60.0	3	60.0
25/09/2023	05:00	0	0	0	4	2	0	0	0	1	0	0	0	0	0	0	0	0	0	0	0	7	32	35	25 to 35	85.7	3	42.9
25/09/2023	06:00	1	2	12	20	11	4	2	2	0	0	0	0	0	0	0	0	0	0	0	0	54	28.5	35	20 to 30	59.3	19	35.2
25/09/2023	07:00	1	4	31	36	19	12	1	1	0	0	0	0	0	0	0	0	0	0	0	0	105	27.8	34.5	20 to 30	63.8	33	31.4
25/09/2023	08:00	0	7	23	41	12	10	3	0	1	0	0	0	0	0	0	0	0	0	0	0	97	27.8	34.6	20 to 30	66.0	26	26.8
25/09/2023	09:00	5	7	24	27	27	9	4	0	0	0	0	0	0	0	0	0	0	0	0	0	103	27.5	34.6	25 to 35	52.4	40	38.8
25/09/2023	10:00	1	6	24	39	19	6	4	1	0	0	0	0	0	0	0	0	0	0	0	0	100	27.8	33.9	20 to 30	63.0	30	30.0
25/09/2023	11:00	1	4	29	43	21	10	0	4	0	0	0	0	0	0	0	0	0	0	0	0	112	28.1	34.3	20 to 30	64.3	35	31.3
25/09/2023	12:00	3	12	40	47	28	12	7	0	1	0	0	0	0	0	0	0	0	0	0	0	150	27.5	34.6	20 to 30	58.0	48	32.0
25/09/2023	13:00	0	10	27	41	27	17	1	0	0	0	0	0	0	0	0	0	0	0	0	0	123	28.1	35	20 to 30	55.3	45	36.6
25/09/2023	14:00	4	5	28	51	38	9	3	0	0	0	0	0	0	0	0	0	0	0	0	0	138	27.9	33.8	25 to 35	64.5	50	36.2
25/09/2023	15:00	0	7	30	53	31	12	3	2	0	0	0	0	0	0	0	0	0	0	0	0	138	28.4	34.4	25 to 35	60.9	48	34.8
25/09/2023	16:00	2	11	51	54	29	15	4	0	0	0	0	0	0	0	0	0	0	0	0	0	166	27.2	34	20 to 30	63.3	48	28.9
25/09/2023	17:00	0	10	40	65	41	20	1	4	0	0	0	0	0	0	0	0	0	0	0	0	181	28.5	34.8	25 to 35	58.6	66	36.5
25/09/2023	18:00	3	11	40	52	24	7	6	1	1	0	0	0	0	0	0	0	0	0	0	0	145	27.2	33.5	20 to 30	63.4	39	26.9
25/09/2023	19:00	3	5	25	31	17	8	1	1	1	0	0	0	0	0	0	0	0	0	0	0	92	27.4	34.1	20 to 30	60.9	28	30.4
25/09/2023	20:00	0	1	11	30	18	3	0	0	0	0	0	0	0	0	0	0	0	0	0	0	63	28.2	33.3	25 to 35	76.2	21	33.3
25/09/2023	21:00	1	3	5	15	12	3	2	0	0	0	0	0	0	0	0	0	0	0	0	0	41	28.3	34.6	25 to 35	65.9	17	41.5
25/09/2023	22:00	0	1	9	8	10	1	1	0	0	0	0	0	0	0	0	0	0	0	0	0	30	27.9	34	25 to 35	60.0	12	40.0
25/09/2023	23:00	0	0	2	1	2	1	0	0	0	0	0	0	0	0	0	0	0	0	0	0	6	28.7	35	20 to 30	50.0	3	50.0
24 Hr Summary		27	107	455	661	393	162	43	17	5	0	0	0	0	0	0	0	0	0	0	0	1870	27.9	34.3	20 to 30	59.7	620	33.2

Incoming Histogram

New Fenny Road

from Mon-Sep-11-2023-11-00-AM to Mon-Oct-09-2023-12-59-PM

Date	Starting Hr:min	<15	15 to <20	20 to <25	25 to <30	30 to <35	35 to <40	40 to <45	45 to <50	50 to <55	55 to <60	60 to <65	65 to <70	70 to <75	75 to <80	80 to <85	85 to <90	90 to <95	95 to <100	100 to >105	Total Counts	Avg Speed (MPH)	85pet Speed	10MPH Pace	% in pace	# of Speeders	% Speeders	
26/09/2023	00:00	0	0	0	0	1	0	0	0	0	0	0	0	0	0	0	0	0	0	0	0	1	32	35	25 to 35	100.0	1	100.0
26/09/2023	01:00	0	0	0	1	4	0	0	0	0	0	0	0	0	0	0	0	0	0	0	0	5	31.2	33.8	25 to 35	100.0	4	80.0
26/09/2023	02:00	0	0	0	1	0	0	0	0	0	0	0	0	0	0	0	0	0	0	0	0	1	27	30	20 to 30	100.0	*	*
26/09/2023	03:00	0	0	1	1	0	0	0	0	0	0	0	0	0	0	0	0	0	0	0	0	2	24.5	30	20 to 30	100.0	*	*
26/09/2023	04:00	0	1	0	2	2	0	0	0	0	0	0	0	0	0	0	0	0	0	0	0	5	27	32.5	25 to 35	80.0	2	40.0
26/09/2023	05:00	0	0	2	4	3	0	0	0	0	0	0	0	0	0	0	0	0	0	0	0	9	27.7	33.3	25 to 35	77.8	3	33.3
26/09/2023	06:00	0	4	11	19	8	3	1	0	0	0	0	0	0	0	0	0	0	0	0	0	46	27.1	33.1	20 to 30	65.2	12	26.1
26/09/2023	07:00	2	6	30	41	22	9	4	2	0	0	0	0	0	0	0	0	0	0	0	0	116	27.9	34.5	20 to 30	61.2	37	31.9
26/09/2023	08:00	2	6	31	43	20	9	3	0	0	0	0	0	0	0	0	0	0	0	0	0	114	27.3	33.8	20 to 30	64.9	32	28.1
26/09/2023	09:00	3	10	33	41	19	8	3	1	0	0	0	0	0	0	0	0	0	0	0	0	118	26.8	33.4	20 to 30	62.7	31	26.3
26/09/2023	10:00	2	6	29	34	18	5	1	1	0	0	0	0	0	0	0	0	0	0	0	0	96	26.8	33.1	20 to 30	65.6	25	26.0
26/09/2023	11:00	0	8	28	48	17	7	5	0	0	0	0	0	0	0	0	0	0	0	0	0	113	27.4	33.5	20 to 30	67.3	29	25.7
26/09/2023	12:00	3	7	33	64	27	17	4	1	0	0	0	0	0	0	0	0	0	0	0	0	156	28.1	34.8	20 to 30	62.2	49	31.4
26/09/2023	13:00	3	7	22	55	21	14	3	2	0	0	0	0	0	0	0	0	0	0	0	0	127	28.2	35	20 to 30	60.6	40	31.5
26/09/2023	14:00	3	8	22	49	35	14	5	1	0	0	0	0	0	0	0	0	0	0	0	0	137	28.6	34.9	25 to 35	61.3	55	40.1
26/09/2023	15:00	2	7	31	60	31	8	2	1	1	0	0	0	0	0	0	0	0	0	0	0	143	27.8	33.5	20 to 30	63.6	43	30.1
26/09/2023	16:00	0	9	45	73	37	15	6	0	0	0	0	0	0	0	0	0	0	0	0	0	185	28	34.1	20 to 30	63.8	58	31.4
26/09/2023	17:00	3	21	43	71	40	11	7	3	0	0	0	0	0	0	0	0	0	0	0	0	199	27.4	33.9	20 to 30	57.3	61	30.7
26/09/2023	18:00	4	11	32	49	23	14	2	0	0	0	0	0	0	0	0	0	0	0	0	0	135	27	34.1	20 to 30	60.0	39	28.9
26/09/2023	19:00	2	1	11	37	14	3	0	0	0	0	0	0	0	0	0	0	0	0	0	0	68	27.3	32.5	25 to 35	75.0	17	25.0
26/09/2023	20:00	1	0	15	31	16	1	0	0	0	0	0	0	0	0	0	0	0	0	0	0	64	27.4	32.2	25 to 35	73.4	17	26.6
26/09/2023	21:00	0	1	12	19	6	2	2	0	0	0	0	0	0	0	0	0	0	0	0	0	42	27.5	33.3	20 to 30	73.8	10	23.8
26/09/2023	22:00	0	1	5	13	3	0	0	0	0	0	0	0	0	0	0	0	0	0	0	0	22	26.3	30	20 to 30	81.8	3	13.6
26/09/2023	23:00	0	0	4	4	5	0	0	0	0	0	0	0	0	0	0	0	0	0	0	0	13	27.5	33	25 to 35	69.2	5	38.5
24 Hr Summary		30	114	440	760	372	140	48	12	1	0	0	0	0	0	0	0	0	0	0	0	1917	27.6	33.8	20 to 30	62.6	573	29.9

Incoming Histogram

New Fenny Road

from Mon-Sep-11-2023-11-00-AM to Mon-Oct-09-2023-12-59-PM

Date	Starting Hr:min	<15	15 to <20	20 to <25	25 to <30	30 to <35	35 to <40	40 to <45	45 to <50	50 to <55	55 to <60	60 to <65	65 to <70	70 to <75	75 to <80	80 to <85	85 to <90	90 to <95	95 to <100	100 to >105	Total Counts	Avg Speed (MPH)	85pet Speed	10MPH Pace	% in pace	# of Speeders	% Speeders
27/09/2023	00:00	0	0	3	0	3	0	1	0	0	0	0	0	0	0	0	0	0	0	0	7	29.1	35	15 to 25	42.9	4	57.1
27/09/2023	01:00	0	0	2	1	3	0	0	0	0	0	0	0	0	0	0	0	0	0	0	6	28.2	33.3	25 to 35	66.7	3	50.0
27/09/2023	02:00	0	0	0	1	0	1	0	0	0	0	0	0	0	0	0	0	0	0	0	2	32	40	20 to 30	50.0	1	50.0
27/09/2023	03:00	0	0	0	1	0	1	0	0	0	0	0	0	0	0	0	0	0	0	0	2	32	40	20 to 30	50.0	1	50.0
27/09/2023	04:00	0	0	3	1	1	1	0	0	0	0	0	0	0	0	0	0	0	0	0	6	27.2	35	20 to 30	66.7	2	33.3
27/09/2023	05:00	0	2	4	2	0	3	0	0	1	0	0	0	0	0	0	0	0	0	0	12	28.5	38.3	15 to 25	50.0	4	33.3
27/09/2023	06:00	2	1	8	14	13	5	2	0	0	0	0	0	0	0	0	0	0	0	0	45	28.7	35	25 to 35	60.0	20	44.4
27/09/2023	07:00	3	4	33	38	22	15	4	0	0	0	0	0	0	0	0	0	0	0	0	119	28	35.3	20 to 30	59.7	41	34.5
27/09/2023	08:00	0	3	23	43	34	9	6	1	0	0	0	0	0	0	0	0	0	0	0	119	29.3	34.7	25 to 35	64.7	50	42.0
27/09/2023	09:00	3	10	42	44	9	6	3	0	0	0	0	0	0	0	0	0	0	0	0	117	25.6	30	20 to 30	73.5	18	15.4
27/09/2023	10:00	4	5	19	26	21	12	1	0	0	0	0	0	0	0	0	0	0	0	0	88	27.7	35	25 to 35	53.4	34	38.6
27/09/2023	11:00	4	6	35	38	21	9	3	2	0	0	0	0	0	0	0	0	0	0	0	118	27.1	34	20 to 30	61.9	35	29.7
27/09/2023	12:00	1	10	45	50	36	8	1	1	0	0	0	0	0	0	0	0	0	0	0	152	27.1	33.2	20 to 30	62.5	46	30.3
27/09/2023	13:00	4	9	39	56	26	11	0	0	0	0	0	0	0	0	0	0	0	0	0	145	26.7	32.9	20 to 30	65.5	37	25.5
27/09/2023	14:00	1	11	31	42	26	12	4	2	0	0	0	0	0	0	0	0	0	0	0	129	27.9	34.8	20 to 30	56.6	44	34.1
27/09/2023	15:00	2	6	32	44	33	13	3	1	0	0	0	0	0	0	0	0	0	0	0	134	28.2	34.5	25 to 35	57.5	50	37.3
27/09/2023	16:00	2	9	41	73	25	10	3	0	1	0	0	0	0	0	0	0	0	0	0	164	27.2	32.8	20 to 30	69.5	39	23.8
27/09/2023	17:00	4	14	51	70	41	20	5	2	0	0	0	0	0	0	0	0	0	0	0	207	27.7	34.5	20 to 30	58.5	68	32.9
27/09/2023	18:00	5	11	32	58	28	14	7	1	0	0	0	0	0	0	0	0	0	0	0	156	27.8	34.8	20 to 30	57.7	50	32.1
27/09/2023	19:00	2	6	28	37	18	4	1	0	0	0	0	0	0	0	0	0	0	0	0	96	26.5	32.5	20 to 30	67.7	23	24.0
27/09/2023	20:00	2	0	23	18	10	4	1	1	0	0	0	0	0	0	0	0	0	0	0	59	26.9	33.5	20 to 30	69.5	16	27.1
27/09/2023	21:00	0	1	10	12	8	2	1	0	0	0	0	0	0	0	0	0	0	0	0	34	27.7	33.8	20 to 30	64.7	11	32.4
27/09/2023	22:00	1	2	13	21	13	4	0	0	0	0	0	0	0	0	0	0	0	0	0	54	27.4	33.5	20 to 30	63.0	17	31.5
27/09/2023	23:00	0	1	4	8	2	1	0	0	0	0	0	0	0	0	0	0	0	0	0	16	26.5	32.5	20 to 30	75.0	3	18.8
24 Hr Summary		40	111	521	698	393	165	46	11	2	0	0	0	0	0	0	0	0	0	0	1987	27.5	34.1	20 to 30	61.3	617	31.1

Incoming Histogram

New Fenny Road

from Mon-Sep-11-2023-11-00-AM to Mon-Oct-09-2023-12-59-PM

Date	Starting Hr:min	<15	15 to <20	20 to <25	25 to <30	30 to <35	35 to <40	40 to <45	45 to <50	50 to <55	55 to <60	60 to <65	65 to <70	70 to <75	75 to <80	80 to <85	85 to <90	90 to <95	95 to <100	100 to >105	Total Counts	Avg Speed (MPH)	85pet Speed	10MPH Pace	% in pace	# of Speeders	% Speeders	
28/09/2023	00:00	0	0	0	5	0	0	0	0	0	0	0	0	0	0	0	0	0	0	0	0	5	27.2	29	20 to 30	100.0	*	*
28/09/2023	01:00	0	0	1	0	0	1	0	0	0	0	0	0	0	0	0	0	0	0	0	0	2	29.5	40	15 to 25	50.0	1	50.0
28/09/2023	02:00	0	0	0	1	1	0	0	0	1	0	0	0	0	0	0	0	0	0	0	0	3	37	55	25 to 35	66.7	2	66.7
28/09/2023	03:00	0	0	4	3	0	0	0	0	0	0	0	0	0	0	0	0	0	0	0	0	7	24.4	28.3	20 to 30	100.0	*	*
28/09/2023	04:00	0	0	1	0	2	0	0	0	0	0	0	0	0	0	0	0	0	0	0	0	3	28.7	35	25 to 35	66.7	2	66.7
28/09/2023	05:00	1	0	1	2	2	0	1	0	0	0	0	0	0	0	0	0	0	0	0	0	7	27.7	35	25 to 35	57.1	3	42.9
28/09/2023	06:00	2	2	6	19	9	8	0	0	0	0	0	0	0	0	0	0	0	0	0	0	46	28.2	35.6	25 to 35	60.9	17	37.0
28/09/2023	07:00	3	11	22	33	22	10	1	1	1	0	0	0	0	0	0	0	0	0	0	0	104	27.4	34.3	20 to 30	52.9	35	33.7
28/09/2023	08:00	0	6	27	55	21	9	1	0	0	0	0	0	0	0	0	0	0	0	0	0	119	27.5	33.1	20 to 30	68.9	31	26.1
28/09/2023	09:00	0	6	24	37	21	3	3	1	0	0	0	0	0	0	0	0	0	0	0	0	95	27.6	33.3	20 to 30	64.2	28	29.5
28/09/2023	10:00	4	10	25	39	17	7	4	0	0	0	0	0	0	0	0	0	0	0	0	0	106	26.7	33.5	20 to 30	60.4	28	26.4
28/09/2023	11:00	0	6	34	53	17	9	1	1	0	0	0	0	0	0	0	0	0	0	0	0	121	27.2	32.9	20 to 30	71.9	28	23.1
28/09/2023	12:00	1	3	32	44	21	10	4	0	0	0	0	0	0	0	0	0	0	0	0	0	115	27.9	34.3	20 to 30	66.1	35	30.4
28/09/2023	13:00	2	9	33	47	25	11	0	1	0	0	0	0	0	0	0	0	0	0	0	0	128	27.1	33.6	20 to 30	62.5	37	28.9
28/09/2023	14:00	2	10	26	45	23	11	4	2	0	0	0	0	0	0	0	0	0	0	0	0	123	27.9	34.8	20 to 30	57.7	40	32.5
28/09/2023	15:00	0	10	29	44	29	9	4	2	0	0	0	0	0	0	0	0	0	0	0	0	127	28.1	34.3	20 to 30	57.5	44	34.6
28/09/2023	16:00	1	13	30	77	43	18	0	1	0	0	0	0	0	0	0	0	0	0	0	0	183	28.1	34.1	25 to 35	65.6	62	33.9
28/09/2023	17:00	0	13	40	88	44	17	9	1	0	0	0	0	0	0	0	0	0	0	0	0	212	28.4	34.4	25 to 35	62.3	71	33.5
28/09/2023	18:00	3	7	41	48	21	20	7	1	0	0	0	0	0	0	0	0	0	0	0	0	148	28.1	36.5	20 to 30	60.1	49	33.1
28/09/2023	19:00	4	5	26	32	23	10	3	0	0	0	0	0	0	0	0	0	0	0	0	0	103	27.5	34.6	20 to 30	56.3	36	35.0
28/09/2023	20:00	0	3	20	26	12	2	1	0	0	0	0	0	0	0	0	0	0	0	0	0	64	26.8	32.1	20 to 30	71.9	15	23.4
28/09/2023	21:00	0	3	12	24	4	5	0	1	0	0	0	0	0	0	0	0	0	0	0	0	49	27.2	33.8	20 to 30	73.5	10	20.4
28/09/2023	22:00	0	1	7	12	3	1	0	0	0	0	0	0	0	0	0	0	0	0	0	0	24	26.4	30	20 to 30	79.2	4	16.7
28/09/2023	23:00	0	0	4	2	2	0	0	0	0	0	0	0	0	0	0	0	0	0	0	0	8	26	32.5	20 to 30	75.0	2	25.0
24 Hr Summary		23	118	445	736	362	161	43	12	2	0	0	0	0	0	0	0	0	0	0	0	1902	27.7	34.1	20 to 30	62.1	580	30.5

Incoming Histogram

New Fenny Road

from Mon-Sep-11-2023-11-00-AM to Mon-Oct-09-2023-12-59-PM

Date	Starting Hr:min	<15	15 to <20	20 to <25	25 to <30	30 to <35	35 to <40	40 to <45	45 to <50	50 to <55	55 to <60	60 to <65	65 to <70	70 to <75	75 to <80	80 to <85	85 to <90	90 to <95	95 to <100	100 to >105	Total Counts	Avg Speed (MPH)	85pet Speed	10MPH Pace	% in pace	# of Speeders	% Speeders
29/09/2023	00:00	1	0	5	1	1	0	0	0	0	0	0	0	0	0	0	0	0	0	0	8	22.6	30	20 to 30	75.0	1	12.5
29/09/2023	01:00	1	0	1	0	0	1	0	0	0	0	0	0	0	0	0	0	0	0	0	3	23.7	40	5 to 15	33.3	1	33.3
29/09/2023	02:00	0	0	1	0	0	0	0	0	0	0	0	0	0	0	0	0	0	0	0	1	22	25	15 to 25	100.0	*	*
29/09/2023	03:00	0	0	0	1	0	0	0	0	0	0	0	0	0	0	0	0	0	0	0	1	27	30	20 to 30	100.0	*	*
29/09/2023	04:00	0	1	1	0	0	1	0	0	0	0	0	0	0	0	0	0	0	0	0	3	25.3	40	15 to 25	66.7	1	33.3
29/09/2023	05:00	0	1	3	4	1	1	0	0	0	0	0	0	0	0	0	0	0	0	0	10	26	30	20 to 30	70.0	2	20.0
29/09/2023	06:00	0	1	10	13	14	5	0	0	0	0	0	0	0	0	0	0	0	0	0	43	28.7	34.6	25 to 35	62.8	19	44.2
29/09/2023	07:00	3	5	23	31	16	10	1	2	0	0	0	0	0	0	0	0	0	0	0	91	27.6	34.7	20 to 30	59.3	29	31.9
29/09/2023	08:00	0	3	27	33	23	15	1	0	0	0	0	0	0	0	0	0	0	0	0	102	28.5	35.3	20 to 30	58.8	39	38.2
29/09/2023	09:00	1	6	25	37	23	13	1	0	0	0	0	0	0	0	0	0	0	0	0	106	27.9	34.6	20 to 30	58.5	37	34.9
29/09/2023	10:00	2	8	31	35	24	11	3	0	0	0	0	0	0	0	0	0	0	0	0	114	27.4	34.4	20 to 30	57.9	38	33.3
29/09/2023	11:00	3	6	32	52	38	13	3	1	0	0	0	0	0	0	0	0	0	0	0	148	28.2	34.3	25 to 35	60.8	55	37.2
29/09/2023	12:00	3	6	39	53	26	11	3	1	0	0	0	0	0	0	0	0	0	0	0	142	27.4	33.8	20 to 30	64.8	41	28.9
29/09/2023	13:00	0	15	36	52	25	13	2	1	0	0	0	0	0	0	0	0	0	0	0	144	27.2	33.8	20 to 30	61.1	41	28.5
29/09/2023	14:00	1	9	36	56	29	22	2	4	1	0	0	0	0	0	0	0	0	0	0	160	28.7	36.1	20 to 30	57.5	58	36.3
29/09/2023	15:00	2	10	29	55	42	18	3	0	0	0	0	0	0	0	0	0	0	0	0	159	28.4	34.6	25 to 35	61.0	63	39.6
29/09/2023	16:00	1	8	34	67	41	21	6	2	0	0	0	0	0	0	0	0	0	0	0	180	28.9	35.5	25 to 35	60.0	70	38.9
29/09/2023	17:00	1	9	34	72	44	25	4	0	0	0	0	0	0	0	0	0	0	0	0	189	28.8	35.2	25 to 35	61.4	73	38.6
29/09/2023	18:00	2	8	28	64	30	15	5	0	0	0	0	0	0	0	0	0	0	0	0	152	28.2	34.5	25 to 35	61.8	50	32.9
29/09/2023	19:00	3	3	23	34	23	6	1	0	0	0	0	0	0	0	0	0	0	0	0	93	27.4	33.5	20 to 30	61.3	30	32.3
29/09/2023	20:00	0	6	21	23	5	3	0	0	0	0	0	0	0	0	0	0	0	0	0	58	25.4	29.8	20 to 30	75.9	8	13.8
29/09/2023	21:00	2	2	7	16	5	3	0	0	0	0	0	0	0	0	0	0	0	0	0	35	26.3	33	20 to 30	65.7	8	22.9
29/09/2023	22:00	2	3	12	10	3	2	1	0	0	0	0	0	0	0	0	0	0	0	0	33	25.1	31.7	20 to 30	66.7	6	18.2
29/09/2023	23:00	0	1	10	10	4	0	0	0	0	0	0	0	0	0	0	0	0	0	0	25	25.7	30	20 to 30	80.0	4	16.0
24 Hr Summary		28	111	468	719	417	209	36	11	1	0	0	0	0	0	0	0	0	0	0	2000	27.9	34.5	20 to 30	59.4	674	33.7

Incoming Histogram

New Fenny Road

from Mon-Sep-11-2023-11-00-AM to Mon-Oct-09-2023-12-59-PM

Date	Starting Hr:min	<15	15 to <20	20 to <25	25 to <30	30 to <35	35 to <40	40 to <45	45 to <50	50 to <55	55 to <60	60 to <65	65 to <70	70 to <75	75 to <80	80 to <85	85 to <90	90 to <95	95 to <100	100 to >105	Total Counts	Avg Speed (MPH)	85pct Speed	10MPH Pace	% in pace	# of Speeders	% Speeders	
30/09/2023	00:00	0	0	4	3	3	0	0	0	0	0	0	0	0	0	0	0	0	0	0	0	10	26.7	31.7	20 to 30	70.0	3	30.0
30/09/2023	01:00	0	0	1	3	1	0	0	0	0	0	0	0	0	0	0	0	0	0	0	0	5	27	30	20 to 30	80.0	1	20.0
30/09/2023	02:00	1	0	3	0	1	0	1	0	0	0	0	0	0	0	0	0	0	0	0	0	6	24.7	35	15 to 25	50.0	2	33.3
30/09/2023	03:00	1	0	0	1	1	0	0	0	0	0	0	0	0	0	0	0	0	0	0	0	3	22	35	25 to 35	66.7	1	33.3
30/09/2023	04:00	0	0	1	1	0	1	0	0	0	0	0	0	0	0	0	0	0	0	0	0	3	28.7	40	20 to 30	66.7	1	33.3
30/09/2023	05:00	0	0	3	3	0	1	0	0	0	0	0	0	0	0	0	0	0	0	0	0	7	26.3	30	20 to 30	85.7	1	14.3
30/09/2023	06:00	0	2	2	4	3	3	2	0	0	0	0	0	0	0	0	0	0	0	0	0	16	29.9	40	25 to 35	43.8	8	50.0
30/09/2023	07:00	0	1	4	11	10	1	2	0	0	0	0	0	0	0	0	0	0	0	0	0	29	29.3	34.5	25 to 35	72.4	13	44.8
30/09/2023	08:00	0	4	16	23	11	4	2	0	0	0	0	0	0	0	0	0	0	0	0	0	60	27.4	33.6	20 to 30	65.0	17	28.3
30/09/2023	09:00	0	4	19	31	14	12	1	0	0	0	0	0	0	0	0	0	0	0	0	0	81	28.2	35.4	20 to 30	61.7	27	33.3
30/09/2023	10:00	4	9	42	51	35	10	0	0	0	0	0	0	0	0	0	0	0	0	0	0	151	26.8	33.1	20 to 30	61.6	45	29.8
30/09/2023	11:00	2	12	55	67	27	9	3	0	0	0	0	0	0	0	0	0	0	0	0	0	175	26.5	32.4	20 to 30	69.7	39	22.3
30/09/2023	12:00	3	4	32	48	29	12	6	1	0	0	0	0	0	0	0	0	0	0	0	0	135	28.4	34.8	20 to 30	59.3	48	35.6
30/09/2023	13:00	3	14	37	62	27	7	5	0	0	0	0	0	0	0	0	0	0	0	0	0	155	26.8	33	20 to 30	63.9	39	25.2
30/09/2023	14:00	1	7	41	47	26	7	3	0	1	0	0	0	0	0	0	0	0	0	0	0	133	27.2	33.3	20 to 30	66.2	37	27.8
30/09/2023	15:00	0	6	42	49	23	12	11	0	0	0	0	0	0	0	0	0	0	0	0	0	143	28.3	35.8	20 to 30	63.6	46	32.2
30/09/2023	16:00	2	7	42	54	34	17	2	0	0	0	0	0	0	0	0	0	0	0	0	0	158	27.8	34.3	20 to 30	60.8	53	33.5
30/09/2023	17:00	2	5	35	70	38	9	5	0	0	0	0	0	0	0	0	0	0	0	0	0	164	28	33.6	25 to 35	65.9	52	31.7
30/09/2023	18:00	3	6	29	49	23	7	2	0	0	0	0	0	0	0	0	0	0	0	0	0	119	27.1	33	20 to 30	65.5	32	26.9
30/09/2023	19:00	0	13	23	31	8	6	2	0	1	0	0	0	0	0	0	0	0	0	0	0	84	26.3	32.5	20 to 30	64.3	17	20.2
30/09/2023	20:00	4	5	15	20	9	9	1	0	0	0	0	0	0	0	0	0	0	0	0	0	63	26.7	35.6	20 to 30	55.6	19	30.2
30/09/2023	21:00	1	2	4	15	8	2	0	0	0	0	0	0	0	0	0	0	0	0	0	0	32	27.4	33.1	25 to 35	71.9	10	31.3
30/09/2023	22:00	0	1	13	12	6	2	1	0	0	0	0	0	0	0	0	0	0	0	0	0	35	27	33.3	20 to 30	71.4	9	25.7
30/09/2023	23:00	1	0	6	9	5	2	0	0	0	0	0	0	0	0	0	0	0	0	0	0	23	27.2	34	20 to 30	65.2	7	30.4
24 Hr Summary		28	102	469	664	342	133	49	1	2	0	0	0	0	0	0	0	0	0	0	0	1790	27.4	33.8	20 to 30	63.3	527	29.4

Incoming Histogram

New Fenny Road

from Mon-Sep-11-2023-11-00-AM to Mon-Oct-09-2023-12-59-PM

Date	Starting Hr:min	<15	15 to <20	20 to <25	25 to <30	30 to <35	35 to <40	40 to <45	45 to <50	50 to <55	55 to <60	60 to <65	65 to <70	70 to <75	75 to <80	80 to <85	85 to <90	90 to <95	95 to <100	100 to >105	Total Counts	Avg Speed (MPH)	85pet Speed	10MPH Pace	% in pace	# of Speeders	% Speeders	
01/10/2023	00:00	0	0	6	5	3	2	0	0	0	0	0	0	0	0	0	0	0	0	0	0	16	27.4	35	20 to 30	68.8	5	31.3
01/10/2023	01:00	1	2	7	3	0	1	0	0	0	0	0	0	0	0	0	0	0	0	0	0	14	22.8	28.3	20 to 30	71.4	1	7.1
01/10/2023	02:00	0	1	4	2	0	0	0	0	0	0	0	0	0	0	0	0	0	0	0	0	7	23	27.5	20 to 30	85.7	*	*
01/10/2023	03:00	0	0	1	3	0	0	0	1	0	0	0	0	0	0	0	0	0	0	0	0	5	30	30	20 to 30	80.0	1	20.0
01/10/2023	04:00	0	0	3	1	1	0	0	1	0	0	0	0	0	0	0	0	0	0	0	0	6	28.7	35	20 to 30	66.7	2	33.3
01/10/2023	05:00	0	0	1	3	1	1	0	0	0	0	0	0	0	0	0	0	0	0	0	0	6	28.7	35	20 to 30	66.7	2	33.3
01/10/2023	06:00	1	0	8	8	0	2	3	0	0	0	0	0	0	0	0	0	0	0	0	0	22	27.6	40	20 to 30	72.7	5	22.7
01/10/2023	07:00	1	2	11	6	3	4	0	0	0	0	0	0	0	0	0	0	0	0	0	0	27	25.9	35	20 to 30	63.0	7	25.9
01/10/2023	08:00	0	4	17	19	11	1	0	0	0	0	0	0	0	0	0	0	0	0	0	0	52	26.2	31.8	20 to 30	69.2	12	23.1
01/10/2023	09:00	0	4	22	23	9	5	2	0	0	0	0	0	0	0	0	0	0	0	0	0	65	27	33.3	20 to 30	69.2	16	24.6
01/10/2023	10:00	2	6	23	36	19	6	4	0	0	0	0	0	0	0	0	0	0	0	0	0	96	27.4	33.9	20 to 30	61.5	29	30.2
01/10/2023	11:00	3	6	30	42	28	14	5	2	0	0	0	0	0	0	0	0	0	0	0	0	130	28.4	35.4	20 to 30	55.4	49	37.7
01/10/2023	12:00	2	8	41	48	34	11	2	0	0	0	0	0	0	0	0	0	0	0	0	0	146	27.3	33.7	20 to 30	61.0	47	32.2
01/10/2023	13:00	0	3	34	57	35	14	3	1	0	0	0	0	0	0	0	0	0	0	0	0	147	28.6	34.4	25 to 35	62.6	53	36.1
01/10/2023	14:00	3	7	44	46	26	12	3	0	0	0	0	0	0	0	0	0	0	0	0	0	141	27.1	33.8	20 to 30	63.8	41	29.1
01/10/2023	15:00	4	10	35	47	37	14	3	0	0	0	0	0	0	0	0	0	0	0	0	0	150	27.6	34.3	25 to 35	56.0	54	36.0
01/10/2023	16:00	0	7	30	42	33	17	3	1	0	0	0	0	0	0	0	0	0	0	0	0	133	28.7	35.3	25 to 35	56.4	54	40.6
01/10/2023	17:00	0	3	16	28	15	7	3	0	0	1	0	0	0	0	0	0	0	0	0	0	73	28.8	35	20 to 30	60.3	26	35.6
01/10/2023	18:00	3	7	25	33	10	8	1	1	0	0	0	0	0	0	0	0	0	0	0	0	88	26.5	33.5	20 to 30	65.9	20	22.7
01/10/2023	19:00	0	5	20	21	11	4	3	0	0	0	0	0	0	0	0	0	0	0	0	0	64	27.2	33.6	20 to 30	64.1	18	28.1
01/10/2023	20:00	2	1	8	13	10	0	1	0	0	0	0	0	0	0	0	0	0	0	0	0	35	26.8	33	25 to 35	65.7	11	31.4
01/10/2023	21:00	0	0	6	10	6	2	1	0	0	0	0	0	0	0	0	0	0	0	0	0	25	28.6	34.2	20 to 30	64.0	9	36.0
01/10/2023	22:00	0	0	1	3	2	2	0	0	0	0	0	0	0	0	0	0	0	0	0	0	8	30.1	37.5	25 to 35	62.5	4	50.0
01/10/2023	23:00	0	0	2	4	1	1	0	0	0	0	0	0	0	0	0	0	0	0	0	0	8	27.6	35	20 to 30	75.0	2	25.0
24 Hr Summary		22	76	395	503	295	128	37	7	0	1	0	0	0	0	0	0	0	0	0	0	1464	27.6	34.2	20 to 30	61.3	468	32.0

Incoming Histogram

New Fenny Road

from Mon-Sep-11-2023-11-00-AM to Mon-Oct-09-2023-12-59-PM

Date	Starting Hr:min	<15	15 to <20	20 to <25	25 to <30	30 to <35	35 to <40	40 to <45	45 to <50	50 to <55	55 to <60	60 to <65	65 to <70	70 to <75	75 to <80	80 to <85	85 to <90	90 to <95	95 to <100	100 to >105	Total Counts	Avg Speed (MPH)	85pet Speed	10MPH Pace	% in pace	# of Speeders	% Speeders	
02/10/2023	00:00	0	0	1	1	0	0	0	0	0	0	0	0	0	0	0	0	0	0	0	0	2	24.5	30	20 to 30	100.0	*	*
02/10/2023	01:00	0	0	0	0	0	0	0	1	0	0	0	0	0	0	0	0	0	0	0	0	1	47	50	40 to 50	100.0	1	100.0
02/10/2023	02:00	0	1	0	1	1	1	1	1	0	0	0	0	0	0	0	0	0	0	0	0	6	33.7	45	25 to 35	33.3	4	66.7
02/10/2023	03:00	0	0	1	0	0	1	0	0	0	0	0	0	0	0	0	0	0	0	0	0	2	29.5	40	15 to 25	50.0	1	50.0
02/10/2023	04:00	0	0	0	3	0	0	0	0	0	0	0	0	0	0	0	0	0	0	0	0	3	27.3	30	20 to 30	100.0	*	*
02/10/2023	05:00	0	0	2	0	2	1	0	0	1	0	0	0	0	0	0	0	0	0	0	0	6	33	40	30 to 40	50.0	4	66.7
02/10/2023	06:00	2	2	9	8	12	9	0	0	0	0	0	0	0	0	0	0	0	0	0	0	42	28.5	36.7	30 to 40	50.0	21	50.0
02/10/2023	07:00	5	9	30	32	37	13	3	0	0	0	0	0	0	0	0	0	0	0	0	0	129	27.7	34.6	25 to 35	53.5	53	41.1
02/10/2023	08:00	1	3	28	37	19	6	3	0	1	0	0	0	0	0	0	0	0	0	0	0	98	27.7	33.7	20 to 30	66.3	29	29.6
02/10/2023	09:00	0	15	29	42	13	9	3	0	0	0	0	0	0	0	0	0	0	0	0	0	111	26.5	33.1	20 to 30	64.0	25	22.5
02/10/2023	10:00	3	0	28	47	20	8	0	3	1	0	0	0	0	0	0	0	0	0	0	0	110	28.1	34	20 to 30	68.2	32	29.1
02/10/2023	11:00	4	9	36	43	23	7	2	0	0	0	0	0	0	0	0	0	0	0	0	0	124	26.4	32.8	20 to 30	63.7	32	25.8
02/10/2023	12:00	1	7	31	55	21	9	2	1	0	0	0	0	0	0	0	0	0	0	0	0	127	27.4	33.3	20 to 30	67.7	33	26.0
02/10/2023	13:00	0	11	23	40	25	11	6	0	0	0	0	0	0	0	0	0	0	0	0	0	116	28.2	35	25 to 35	56.0	42	36.2
02/10/2023	14:00	4	5	27	44	17	13	4	0	0	0	0	0	0	0	0	0	0	0	0	0	114	27.6	35	20 to 30	62.3	34	29.8
02/10/2023	15:00	1	4	45	55	23	13	4	0	0	0	0	0	0	0	0	0	0	0	0	0	145	27.6	33.9	20 to 30	69.0	40	27.6
02/10/2023	16:00	2	4	43	55	29	11	4	0	0	0	0	0	0	0	0	0	0	0	0	0	148	27.6	33.8	20 to 30	66.2	44	29.7
02/10/2023	17:00	2	8	31	53	28	13	2	0	0	0	0	0	0	0	0	0	0	0	0	0	137	27.6	33.9	20 to 30	61.3	43	31.4
02/10/2023	18:00	2	9	33	33	17	11	2	0	0	0	0	0	0	0	0	0	0	0	0	0	107	26.8	34.1	20 to 30	61.7	30	28.0
02/10/2023	19:00	1	2	22	27	11	4	1	1	0	0	0	0	0	0	0	0	0	0	0	0	69	27.1	33.2	20 to 30	71.0	17	24.6
02/10/2023	20:00	1	2	14	19	7	2	0	0	0	0	0	0	0	0	0	0	0	0	0	0	45	26.2	31.4	20 to 30	73.3	9	20.0
02/10/2023	21:00	0	2	10	22	7	1	0	0	0	0	0	0	0	0	0	0	0	0	0	0	42	26.7	31.4	20 to 30	76.2	8	19.0
02/10/2023	22:00	0	2	10	10	8	3	1	0	0	0	0	0	0	0	0	0	0	0	0	0	34	27.6	34.4	20 to 30	58.8	12	35.3
02/10/2023	23:00	0	1	3	3	2	0	0	0	0	0	0	0	0	0	0	0	0	0	0	0	9	25.4	32.5	20 to 30	66.7	2	22.2
24 Hr Summary		29	96	456	630	322	146	38	7	3	0	0	0	0	0	0	0	0	0	0	1727	27.4	34	20 to 30	62.9	516	29.9	

Incoming Histogram

New Fenny Road

from Mon-Sep-11-2023-11-00-AM to Mon-Oct-09-2023-12-59-PM

Date	Starting Hr:min	<15	15 to <20	20 to <25	25 to <30	30 to <35	35 to <40	40 to <45	45 to <50	50 to <55	55 to <60	60 to <65	65 to <70	70 to <75	75 to <80	80 to <85	85 to <90	90 to <95	95 to <100	100 to >105	Total Counts	Avg Speed (MPH)	85pct Speed	10MPH Pace	% in pace	# of Speeders	% Speeders	
03/10/2023	00:00	0	0	1	3	0	0	0	0	0	0	0	0	0	0	0	0	0	0	0	0	4	25.8	28.3	20 to 30	100.0	*	*
03/10/2023	01:00	0	0	1	0	0	0	0	0	0	0	0	0	0	0	0	0	0	0	0	0	1	22	25	15 to 25	100.0	*	*
03/10/2023	02:00	0	0	0	0	0	0	0	0	0	0	0	0	0	0	0	0	0	0	0	0	0	0	0	*	*	*	*
03/10/2023	03:00	0	0	1	0	0	0	0	0	0	0	0	0	0	0	0	0	0	0	0	0	1	22	25	15 to 25	100.0	*	*
03/10/2023	04:00	0	0	2	0	0	1	0	0	0	0	0	0	0	0	0	0	0	0	0	0	3	27.3	40	15 to 25	66.7	1	33.3
03/10/2023	05:00	0	1	3	4	0	0	0	0	0	0	0	0	0	0	0	0	0	0	0	0	8	24	28.8	20 to 30	87.5	*	*
03/10/2023	06:00	0	1	16	8	10	3	1	0	0	0	0	0	0	0	0	0	0	0	0	0	39	27.3	34	20 to 30	61.5	14	35.9
03/10/2023	07:00	4	4	30	41	24	12	2	0	0	0	0	0	0	0	0	0	0	0	0	0	117	27.5	34.2	20 to 30	60.7	38	32.5
03/10/2023	08:00	4	57	177	122	49	12	0	0	0	0	0	0	0	0	0	0	0	0	0	0	421	24.7	29.9	20 to 30	71.0	61	14.5
03/10/2023	09:00	12	56	147	124	40	12	2	1	0	0	0	0	0	0	0	0	0	0	0	0	394	24.6	29.8	20 to 30	68.8	55	14.0
03/10/2023	10:00	5	8	40	62	28	11	5	0	0	0	0	0	0	0	0	0	0	0	0	0	159	27.2	33.6	20 to 30	64.2	44	27.7
03/10/2023	11:00	0	7	38	50	18	15	1	0	0	0	0	0	0	0	0	0	0	0	0	0	129	27.3	34.2	20 to 30	68.2	34	26.4
03/10/2023	12:00	2	11	39	47	23	10	4	0	0	0	0	0	0	0	0	0	0	0	0	0	136	27	33.7	20 to 30	63.2	37	27.2
03/10/2023	13:00	3	11	36	46	22	9	5	0	0	0	0	0	0	0	0	0	0	0	0	0	132	26.9	33.6	20 to 30	62.1	36	27.3
03/10/2023	14:00	0	9	32	40	18	14	6	2	0	0	0	0	0	0	0	0	0	0	0	0	121	28.3	36.4	20 to 30	59.5	40	33.1
03/10/2023	15:00	1	7	37	45	31	13	4	1	0	0	0	0	0	0	0	0	0	0	0	0	139	28.1	34.5	20 to 30	59.0	49	35.3
03/10/2023	16:00	2	6	46	65	33	24	7	2	0	0	0	0	0	0	0	0	0	0	0	0	185	28.7	36	20 to 30	60.0	66	35.7
03/10/2023	17:00	6	14	43	76	47	22	3	0	0	0	0	0	0	0	0	0	0	0	0	0	211	27.6	34.3	25 to 35	58.3	72	34.1
03/10/2023	18:00	1	13	36	44	29	9	2	2	0	0	0	0	0	0	0	0	0	0	0	0	136	27.2	33.8	20 to 30	58.8	42	30.9
03/10/2023	19:00	3	5	24	41	13	3	4	1	0	0	0	0	0	0	0	0	0	0	0	0	94	26.9	32.7	20 to 30	69.1	21	22.3
03/10/2023	20:00	0	2	13	22	15	5	0	0	0	0	0	0	0	0	0	0	0	0	0	0	57	28	33.7	25 to 35	64.9	20	35.1
03/10/2023	21:00	1	1	9	17	8	3	2	0	0	0	0	0	0	0	0	0	0	0	0	0	41	28	34.4	20 to 30	63.4	13	31.7
03/10/2023	22:00	1	0	5	7	6	4	1	0	1	0	0	0	0	0	0	0	0	0	0	0	25	29.9	37.5	25 to 35	52.0	12	48.0
03/10/2023	23:00	0	0	3	2	3	0	0	0	0	0	0	0	0	0	0	0	0	0	0	0	8	27	33.3	20 to 30	62.5	3	37.5
24 Hr Summary		45	213	779	866	417	182	49	9	1	0	0	0	0	0	0	0	0	0	0	0	2561	26.7	33.3	20 to 30	64.2	658	25.7

Incoming Histogram

New Fenny Road

from Mon-Sep-11-2023-11-00-AM to Mon-Oct-09-2023-12-59-PM

Date	Starting Hr:min	<15	15 to <20	20 to <25	25 to <30	30 to <35	35 to <40	40 to <45	45 to <50	50 to <55	55 to <60	60 to <65	65 to <70	70 to <75	75 to <80	80 to <85	85 to <90	90 to <95	95 to <100	100 to >105	Total Counts	Avg Speed (MPH)	85pct Speed	10MPH Pace	% in pace	# of Speeders	% Speeders	
04/10/2023	00:00	1	0	2	2	2	0	0	0	0	0	0	0	0	0	0	0	0	0	0	0	7	24.9	32.5	20 to 30	57.1	2	28.6
04/10/2023	01:00	0	0	2	2	2	0	0	0	0	0	0	0	0	0	0	0	0	0	0	0	6	27.2	32.5	20 to 30	66.7	2	33.3
04/10/2023	02:00	0	0	1	1	0	0	0	0	0	0	0	0	0	0	0	0	0	0	0	0	2	24.5	30	20 to 30	100.0	*	*
04/10/2023	03:00	0	0	0	0	1	0	0	0	0	0	0	0	0	0	0	0	0	0	0	0	1	32	35	25 to 35	100.0	1	100.0
04/10/2023	04:00	0	0	0	2	0	1	0	0	0	0	0	0	0	0	0	0	0	0	0	0	3	30.7	40	20 to 30	66.7	1	33.3
04/10/2023	05:00	0	0	3	3	3	0	0	0	0	0	0	0	0	0	0	0	0	0	0	0	9	27	33.3	20 to 30	66.7	3	33.3
04/10/2023	06:00	1	3	13	19	10	5	2	0	0	0	0	0	0	0	0	0	0	0	0	0	53	27.6	34.5	20 to 30	60.4	17	32.1
04/10/2023	07:00	2	7	34	47	14	9	2	0	0	0	0	0	0	0	0	0	0	0	0	0	115	26.7	32.9	20 to 30	70.4	25	21.7
04/10/2023	08:00	2	6	23	51	16	3	3	0	0	0	0	0	0	0	0	0	0	0	0	0	104	26.9	31.9	20 to 30	71.2	22	21.2
04/10/2023	09:00	3	5	30	41	16	10	4	0	0	0	0	0	0	0	0	0	0	0	0	0	109	27.3	34.4	20 to 30	65.1	30	27.5
04/10/2023	10:00	3	10	28	33	14	13	2	1	0	0	0	0	0	0	0	0	0	0	0	0	104	27	35	20 to 30	58.7	30	28.8
04/10/2023	11:00	3	6	31	47	21	7	0	0	0	0	0	0	0	0	0	0	0	0	0	0	115	26.6	32.6	20 to 30	67.8	28	24.3
04/10/2023	12:00	3	10	37	57	29	9	3	1	0	0	0	0	0	0	0	0	0	0	0	0	149	27.2	33.4	20 to 30	63.1	42	28.2
04/10/2023	13:00	2	12	34	39	14	10	4	1	0	0	0	0	0	0	0	0	0	0	0	0	116	26.8	34.3	20 to 30	62.9	29	25.0
04/10/2023	14:00	2	10	28	54	30	7	3	1	0	0	0	0	0	0	0	0	0	0	0	0	135	27.5	33.5	25 to 35	62.2	41	30.4
04/10/2023	15:00	1	10	32	51	33	10	6	0	0	0	0	0	0	0	0	0	0	0	0	0	143	28	34.2	25 to 35	58.7	49	34.3
04/10/2023	16:00	4	13	44	59	30	14	6	4	1	0	0	0	0	0	0	0	0	0	0	0	175	27.8	34.8	20 to 30	58.9	55	31.4
04/10/2023	17:00	4	11	52	64	42	21	8	1	0	0	0	0	0	0	0	0	0	0	0	0	203	28	35	20 to 30	57.1	72	35.5
04/10/2023	18:00	2	12	44	42	19	9	4	2	0	1	0	0	0	0	0	0	0	0	0	0	135	26.9	33.9	20 to 30	63.7	35	25.9
04/10/2023	19:00	3	9	30	31	16	3	3	0	0	0	0	0	0	0	0	0	0	0	0	0	95	25.9	32.5	20 to 30	64.2	22	23.2
04/10/2023	20:00	1	4	29	30	12	1	0	0	0	0	0	0	0	0	0	0	0	0	0	0	77	25.7	30.4	20 to 30	76.6	13	16.9
04/10/2023	21:00	1	2	14	12	9	5	1	0	0	0	0	0	0	0	0	0	0	0	0	0	44	27.4	34.4	20 to 30	59.1	15	34.1
04/10/2023	22:00	1	2	14	9	6	1	0	0	0	0	0	0	0	0	0	0	0	0	0	0	33	25.3	31.7	20 to 30	69.7	7	21.2
04/10/2023	23:00	0	0	2	3	2	1	0	0	0	0	0	0	0	0	0	0	0	0	0	0	8	28.3	35	20 to 30	62.5	3	37.5
24 Hr Summary		39	132	527	699	341	139	51	11	1	1	0	0	0	0	0	0	0	0	0	0	1941	27.1	33.7	20 to 30	63.2	544	28.0

Incoming Histogram

New Fenny Road

from Mon-Sep-11-2023-11-00-AM to Mon-Oct-09-2023-12-59-PM

Date	Starting Hr:min	<15	15 to <20	20 to <25	25 to <30	30 to <35	35 to <40	40 to <45	45 to <50	50 to <55	55 to <60	60 to <65	65 to <70	70 to <75	75 to <80	80 to <85	85 to <90	90 to <95	95 to <100	100 to >105	Total Counts	Avg Speed (MPH)	85pct Speed	10MPH Pace	% in pace	# of Speeders	% Speeders	
05/10/2023	00:00	0	1	5	3	2	1	0	0	0	0	0	0	0	0	0	0	0	0	0	0	12	25.8	32.5	20 to 30	66.7	3	25.0
05/10/2023	01:00	0	0	0	1	0	0	0	0	0	0	0	0	0	0	0	0	0	0	0	0	1	27	30	20 to 30	100.0	*	*
05/10/2023	02:00	0	0	0	1	0	1	0	0	0	0	0	0	0	0	0	0	0	0	0	0	2	32	40	20 to 30	50.0	1	50.0
05/10/2023	03:00	0	0	0	0	1	0	0	0	0	0	0	0	0	0	0	0	0	0	0	0	1	32	35	25 to 35	100.0	1	100.0
05/10/2023	04:00	0	0	0	2	0	1	0	0	0	0	0	0	0	0	0	0	0	0	0	0	3	30.3	40	20 to 30	66.7	1	33.3
05/10/2023	05:00	0	0	3	4	3	2	1	0	0	0	0	0	0	0	0	0	0	0	0	0	13	29.8	37.5	20 to 30	53.8	6	46.2
05/10/2023	06:00	1	1	9	19	11	4	1	1	0	0	0	0	0	0	0	0	0	0	0	0	47	28.6	34.5	25 to 35	63.8	17	36.2
05/10/2023	07:00	2	6	40	40	26	7	3	0	1	0	0	0	0	0	0	0	0	0	0	0	125	27.2	33.5	20 to 30	64.0	37	29.6
05/10/2023	08:00	1	8	44	41	17	11	2	1	0	0	0	0	0	0	0	0	0	0	0	0	125	26.8	33.5	20 to 30	68.0	31	24.8
05/10/2023	09:00	4	6	31	44	16	2	1	0	0	0	0	0	0	0	0	0	0	0	0	0	104	25.8	30.9	20 to 30	72.1	19	18.3
05/10/2023	10:00	3	3	24	35	25	8	2	0	0	0	0	0	0	0	0	0	0	0	0	0	100	27.8	34	25 to 35	60.0	35	35.0
05/10/2023	11:00	0	11	39	50	27	13	2	0	0	0	0	0	0	0	0	0	0	0	0	0	142	27.3	33.9	20 to 30	62.7	42	29.6
05/10/2023	12:00	2	11	26	47	24	12	5	0	0	0	0	0	0	0	0	0	0	0	0	0	127	27.7	34.6	20 to 30	57.5	41	32.3
05/10/2023	13:00	3	7	30	43	16	9	3	1	0	0	0	0	0	0	0	0	0	0	0	0	112	27	33.8	20 to 30	65.2	29	25.9
05/10/2023	14:00	2	11	46	46	32	7	5	1	0	0	0	0	0	0	0	0	0	0	0	0	150	27.1	33.6	20 to 30	61.3	45	30.0
05/10/2023	15:00	1	6	32	44	28	12	3	2	0	0	0	0	0	0	0	0	0	0	0	0	128	28.2	34.6	20 to 30	59.4	45	35.2
05/10/2023	16:00	4	9	68	68	26	15	2	2	0	0	0	0	0	0	0	0	0	0	0	0	194	26.6	33.1	20 to 30	70.1	45	23.2
05/10/2023	17:00	2	8	44	60	37	16	5	1	1	0	0	0	0	0	0	0	0	0	0	0	174	28.2	34.6	20 to 30	59.8	60	34.5
05/10/2023	18:00	3	13	32	43	26	8	2	0	0	0	0	0	0	0	0	0	0	0	0	0	127	26.6	33.3	20 to 30	59.1	36	28.3
05/10/2023	19:00	2	2	28	42	16	4	3	2	0	0	0	0	0	0	0	0	0	0	0	0	99	27.5	33.1	20 to 30	70.7	25	25.3
05/10/2023	20:00	0	2	24	21	13	8	0	0	0	0	0	0	0	0	0	0	0	0	0	0	68	27.4	34.2	20 to 30	66.2	21	30.9
05/10/2023	21:00	1	2	9	16	12	2	0	0	0	0	0	0	0	0	0	0	0	0	0	0	42	27.2	33.3	25 to 35	66.7	14	33.3
05/10/2023	22:00	1	0	8	12	6	1	0	1	0	0	0	0	0	0	0	0	0	0	0	0	29	27.4	33.3	20 to 30	69.0	8	27.6
05/10/2023	23:00	0	0	1	3	0	1	0	0	0	0	0	0	0	0	0	0	0	0	0	0	5	28	30	20 to 30	80.0	1	20.0
24 Hr Summary		32	107	543	685	364	145	40	12	2	0	0	0	0	0	0	0	0	0	0	0	1930	27.3	33.8	20 to 30	63.6	563	29.2

Incoming Histogram

New Fenny Road

from Mon-Sep-11-2023-11-00-AM to Mon-Oct-09-2023-12-59-PM

Date	Starting Hr:min	<15	15 to <20	20 to <25	25 to <30	30 to <35	35 to <40	40 to <45	45 to <50	50 to <55	55 to <60	60 to <65	65 to <70	70 to <75	75 to <80	80 to <85	85 to <90	90 to <95	95 to <100	100 to >105	Total Counts	Avg Speed (MPH)	85pet Speed	10MPH Pace	% in pace	# of Speeders	% Speeders	
06/10/2023	00:00	0	0	1	3	1	0	1	0	0	0	0	0	0	0	0	0	0	0	0	0	6	29.7	35	20 to 30	66.7	2	33.3
06/10/2023	01:00	0	0	4	0	1	1	0	0	0	0	0	0	0	0	0	0	0	0	0	0	6	26.3	35	15 to 25	66.7	2	33.3
06/10/2023	02:00	1	0	0	0	0	0	0	0	0	0	0	0	0	0	0	0	0	0	0	0	1	12	15	5 to 15	100.0	*	*
06/10/2023	03:00	0	1	1	0	0	0	0	0	0	0	0	0	0	0	0	0	0	0	0	0	2	19.5	25	15 to 25	100.0	*	*
06/10/2023	04:00	0	0	2	1	0	0	0	0	0	0	0	0	0	0	0	0	0	0	0	0	3	24	30	20 to 30	100.0	*	*
06/10/2023	05:00	0	2	2	3	3	2	0	0	0	0	0	0	0	0	0	0	0	0	0	0	12	27.6	35	25 to 35	50.0	5	41.7
06/10/2023	06:00	0	6	9	15	9	5	0	0	0	1	0	0	0	0	0	0	0	0	0	0	45	27.8	34.4	20 to 30	53.3	15	33.3
06/10/2023	07:00	2	9	30	42	17	12	2	0	0	0	0	0	0	0	0	0	0	0	0	0	114	27	34.1	20 to 30	63.2	31	27.2
06/10/2023	08:00	1	12	25	46	21	8	1	0	0	0	0	0	0	0	0	0	0	0	0	0	114	26.9	33.1	20 to 30	62.3	30	26.3
06/10/2023	09:00	0	7	28	30	18	9	1	1	0	0	0	0	0	0	0	0	0	0	0	0	94	27.4	34.2	20 to 30	61.7	29	30.9
06/10/2023	10:00	3	5	24	30	21	11	2	0	0	0	0	0	0	0	0	0	0	0	0	0	96	27.6	34.8	20 to 30	56.3	34	35.4
06/10/2023	11:00	2	13	31	49	28	11	5	0	0	0	0	0	0	0	0	0	0	0	0	0	139	27.4	34.1	20 to 30	57.6	44	31.7
06/10/2023	12:00	3	5	33	58	39	13	3	2	0	0	0	0	0	0	0	0	0	0	0	0	156	28.3	34.4	25 to 35	62.2	57	36.5
06/10/2023	13:00	1	8	33	45	37	12	5	0	0	0	0	0	0	0	0	0	0	0	0	0	141	28.2	34.5	25 to 35	58.2	54	38.3
06/10/2023	14:00	2	11	41	66	29	17	4	2	0	0	0	0	0	0	0	0	0	0	0	0	172	27.8	34.5	20 to 30	62.2	52	30.2
06/10/2023	15:00	2	9	36	65	30	20	4	0	0	0	0	0	0	0	0	0	0	0	0	0	166	28.1	34.8	20 to 30	60.8	54	32.5
06/10/2023	16:00	5	16	42	68	33	12	2	1	0	0	0	0	0	0	0	0	0	0	0	0	179	26.8	33.2	20 to 30	61.5	48	26.8
06/10/2023	17:00	0	7	38	60	43	18	5	1	0	0	0	0	0	0	0	0	0	0	0	0	172	28.7	34.8	25 to 35	59.9	67	39.0
06/10/2023	18:00	0	7	28	41	22	14	5	0	0	0	0	0	0	0	0	0	0	0	0	0	117	28.3	35.4	20 to 30	59.0	41	35.0
06/10/2023	19:00	5	11	35	32	16	7	1	1	0	0	0	0	0	0	0	0	0	0	0	0	108	25.7	32.8	20 to 30	62.0	25	23.1
06/10/2023	20:00	0	4	25	31	14	4	0	0	0	0	0	0	0	0	0	0	0	0	0	0	78	26.6	32.1	20 to 30	71.8	18	23.1
06/10/2023	21:00	0	6	18	13	3	1	1	0	0	0	0	0	0	0	0	0	0	0	0	0	42	24.6	29.6	20 to 30	73.8	5	11.9
06/10/2023	22:00	1	2	7	12	4	1	1	4	0	0	0	0	0	0	0	0	0	0	0	0	32	29	40	20 to 30	59.4	10	31.3
06/10/2023	23:00	0	2	8	8	5	1	1	1	0	0	0	0	0	0	0	0	0	0	0	0	26	27.5	34	20 to 30	61.5	8	30.8
24 Hr Summary		28	143	501	718	394	179	44	13	0	1	0	0	0	0	0	0	0	0	0	0	2021	27.5	34.2	20 to 30	60.3	631	31.2

Incoming Histogram

New Fenny Road

from Mon-Sep-11-2023-11-00-AM to Mon-Oct-09-2023-12-59-PM

Date	Starting Hr:min	<15	15 to <20	20 to <25	25 to <30	30 to <35	35 to <40	40 to <45	45 to <50	50 to <55	55 to <60	60 to <65	65 to <70	70 to <75	75 to <80	80 to <85	85 to <90	90 to <95	95 to <100	100 to >105	Total Counts	Avg Speed (MPH)	85pet Speed	10MPH Pace	% in pace	# of Speeders	% Speeders
07/10/2023	00:00	0	0	3	3	2	1	0	0	0	0	0	0	0	0	0	0	0	0	0	9	27.7	35	20 to 30	66.7	3	33.3
07/10/2023	01:00	0	0	0	1	0	0	0	1	0	0	0	0	0	0	0	0	0	0	0	2	37	50	20 to 30	50.0	1	50.0
07/10/2023	02:00	0	0	3	1	3	0	0	0	0	0	0	0	0	0	0	0	0	0	0	7	27	33.3	20 to 30	57.1	3	42.9
07/10/2023	03:00	1	1	0	2	0	0	0	0	0	0	0	0	0	0	0	0	0	0	0	4	21	27.5	10 to 20	50.0	*	*
07/10/2023	04:00	0	1	3	2	2	1	0	0	0	0	0	0	0	0	0	0	0	0	0	9	26.7	35	20 to 30	55.6	3	33.3
07/10/2023	05:00	0	0	2	1	1	1	0	0	0	0	0	0	0	0	0	0	0	0	0	5	28	35	20 to 30	60.0	2	40.0
07/10/2023	06:00	1	4	2	9	3	1	0	0	0	0	0	0	0	0	0	0	0	0	0	20	25.1	31.7	25 to 35	60.0	4	20.0
07/10/2023	07:00	1	2	7	15	5	3	0	0	0	0	0	0	0	0	0	0	0	0	0	33	26.8	33	20 to 30	66.7	8	24.2
07/10/2023	08:00	3	3	23	30	17	5	1	0	0	0	0	0	0	0	0	0	0	0	0	82	26.9	33.2	20 to 30	64.6	23	28.0
07/10/2023	09:00	3	10	23	36	23	13	3	1	0	0	0	0	0	0	0	0	0	0	0	112	27.8	35	20 to 30	52.7	40	35.7
07/10/2023	10:00	1	8	36	60	18	11	4	1	0	0	0	0	0	0	0	0	0	0	0	139	27.4	33.6	20 to 30	69.1	34	24.5
07/10/2023	11:00	2	8	48	43	16	13	4	0	0	0	0	0	0	0	0	0	0	0	0	134	26.7	34.1	20 to 30	67.9	33	24.6
07/10/2023	12:00	0	10	37	69	27	12	2	2	0	0	0	0	0	0	0	0	0	0	0	159	27.6	33.5	20 to 30	66.7	43	27.0
07/10/2023	13:00	3	10	41	54	31	11	5	1	0	0	0	0	0	0	0	0	0	0	0	156	27.5	34	20 to 30	60.9	48	30.8
07/10/2023	14:00	1	6	35	59	31	15	4	1	0	0	0	0	0	0	0	0	0	0	0	152	28.3	34.5	20 to 30	61.8	51	33.6
07/10/2023	15:00	2	6	22	49	33	17	3	0	0	0	0	0	0	0	0	0	0	0	0	132	28.7	35	25 to 35	62.1	53	40.2
07/10/2023	16:00	1	4	38	76	24	8	5	1	0	0	0	0	0	0	0	0	0	0	0	157	27.7	32.9	20 to 30	72.6	38	24.2
07/10/2023	17:00	5	13	33	46	19	8	6	0	0	0	0	0	0	0	0	0	0	0	0	130	26.6	33.4	20 to 30	60.8	33	25.4
07/10/2023	18:00	2	6	31	45	21	11	2	0	0	0	0	0	0	0	0	0	0	0	0	118	27.3	33.8	20 to 30	64.4	34	28.8
07/10/2023	19:00	0	7	25	27	11	6	2	2	0	0	0	0	0	0	0	0	0	0	0	80	27.2	34.1	20 to 30	65.0	21	26.3
07/10/2023	20:00	0	2	10	11	6	1	1	0	0	0	0	0	0	0	0	0	0	0	0	31	26.6	32.5	20 to 30	67.7	8	25.8
07/10/2023	21:00	1	1	5	10	8	1	3	0	0	0	0	0	0	0	0	0	0	0	0	29	28.6	35	25 to 35	62.1	12	41.4
07/10/2023	22:00	1	3	10	9	11	1	1	0	1	0	0	0	0	0	0	0	0	0	0	37	27.4	33.6	25 to 35	54.1	14	37.8
07/10/2023	23:00	0	1	5	6	6	2	1	0	0	0	0	0	0	0	0	0	0	0	0	21	28.4	35	25 to 35	57.1	9	42.9
24 Hr Summary		28	106	442	664	318	142	47	10	1	0	0	0	0	0	0	0	0	0	0	1758	27.5	34	20 to 30	62.9	518	29.5

Incoming Histogram

New Fenny Road

from Mon-Sep-11-2023-11-00-AM to Mon-Oct-09-2023-12-59-PM

Date	Starting Hr:min	<15	15 to <20	20 to <25	25 to <30	30 to <35	35 to <40	40 to <45	45 to <50	50 to <55	55 to <60	60 to <65	65 to <70	70 to <75	75 to <80	80 to <85	85 to <90	90 to <95	95 to <100	100 to >105	Total Counts	Avg Speed (MPH)	85pct Speed	10MPH Pace	% in pace	# of Speeders	% Speeders	
08/10/2023	00:00	0	0	0	0	5	2	0	0	0	0	0	0	0	0	0	0	0	0	0	0	7	33.6	37.5	30 to 40	100.0	7	100.0
08/10/2023	01:00	1	1	2	4	1	2	1	0	0	0	0	0	0	0	0	0	0	0	0	0	12	27.5	37.5	20 to 30	50.0	4	33.3
08/10/2023	02:00	0	0	0	0	0	0	0	1	0	0	0	0	0	0	0	0	0	0	0	0	1	47	50	40 to 50	100.0	1	100.0
08/10/2023	03:00	0	1	2	0	1	1	1	0	0	0	0	0	0	0	0	0	0	0	0	0	6	28.7	40	15 to 25	50.0	3	50.0
08/10/2023	04:00	1	0	0	0	1	0	0	0	0	0	0	0	0	0	0	0	0	0	0	0	2	22	35	5 to 15	50.0	1	50.0
08/10/2023	05:00	0	1	0	0	1	0	0	0	0	0	0	0	0	0	0	0	0	0	0	0	2	24.5	35	10 to 20	50.0	1	50.0
08/10/2023	06:00	1	1	7	10	1	2	0	0	0	0	0	0	0	0	0	0	0	0	0	0	22	25.7	30	20 to 30	77.3	3	13.6
08/10/2023	07:00	2	3	5	6	4	1	0	1	0	0	0	0	0	0	0	0	0	0	0	0	22	25.7	33.8	20 to 30	50.0	6	27.3
08/10/2023	08:00	1	5	17	20	10	2	0	0	0	0	0	0	0	0	0	0	0	0	0	0	55	25.8	32	20 to 30	67.3	12	21.8
08/10/2023	09:00	0	2	14	21	14	3	0	0	0	0	0	0	0	0	0	0	0	0	0	0	54	27.5	33.2	20 to 30	64.8	17	31.5
08/10/2023	10:00	1	6	26	36	17	8	0	0	0	0	0	0	0	0	0	0	0	0	0	0	94	27	33.2	20 to 30	66.0	25	26.6
08/10/2023	11:00	0	3	28	46	23	10	8	0	0	0	0	0	0	0	0	0	0	0	0	0	118	28.8	35	20 to 30	62.7	41	34.7
08/10/2023	12:00	0	10	33	54	29	19	8	1	0	0	0	0	0	0	0	0	0	0	0	0	154	28.7	36.3	20 to 30	56.5	57	37.0
08/10/2023	13:00	0	8	36	47	30	10	3	1	0	0	0	0	0	0	0	0	0	0	0	0	135	27.8	34	20 to 30	61.5	44	32.6
08/10/2023	14:00	2	6	32	56	16	5	3	2	0	0	0	0	0	0	0	0	0	0	0	0	122	27.1	32.5	20 to 30	72.1	26	21.3
08/10/2023	15:00	1	9	35	61	27	11	5	0	0	0	0	0	0	0	0	0	0	0	0	0	149	27.7	33.9	20 to 30	64.4	43	28.9
08/10/2023	16:00	1	8	40	54	25	15	1	1	0	0	0	0	0	0	0	0	0	0	0	0	145	27.5	34	20 to 30	64.8	42	29.0
08/10/2023	17:00	1	8	32	47	20	6	3	0	0	0	0	0	0	0	0	0	0	0	0	0	117	26.9	32.8	20 to 30	67.5	29	24.8
08/10/2023	18:00	0	9	32	29	8	7	0	0	0	0	0	0	0	0	0	0	0	0	0	0	85	25.7	31.2	20 to 30	71.8	15	17.6
08/10/2023	19:00	2	7	19	18	13	1	2	0	0	0	0	0	0	0	0	0	0	0	0	0	62	25.8	32.7	20 to 30	59.7	16	25.8
08/10/2023	20:00	0	0	12	14	11	2	2	1	0	0	0	0	0	0	0	0	0	0	0	0	42	28.8	34.5	20 to 30	61.9	16	38.1
08/10/2023	21:00	1	1	7	9	5	2	0	0	0	0	0	0	0	0	0	0	0	0	0	0	25	26.6	33	20 to 30	64.0	7	28.0
08/10/2023	22:00	0	0	6	9	5	1	0	1	0	0	0	0	0	0	0	0	0	0	0	0	22	28.3	34	20 to 30	68.2	7	31.8
08/10/2023	23:00	0	0	0	4	2	0	0	0	0	0	0	0	0	0	0	0	0	0	0	0	6	28.8	32.5	25 to 35	100.0	2	33.3
24 Hr Summary		15	89	385	545	269	110	37	9	0	0	0	0	0	0	0	0	0	0	0	0	1459	27.4	33.8	20 to 30	63.7	425	29.1

Incoming Histogram

New Fenny Road

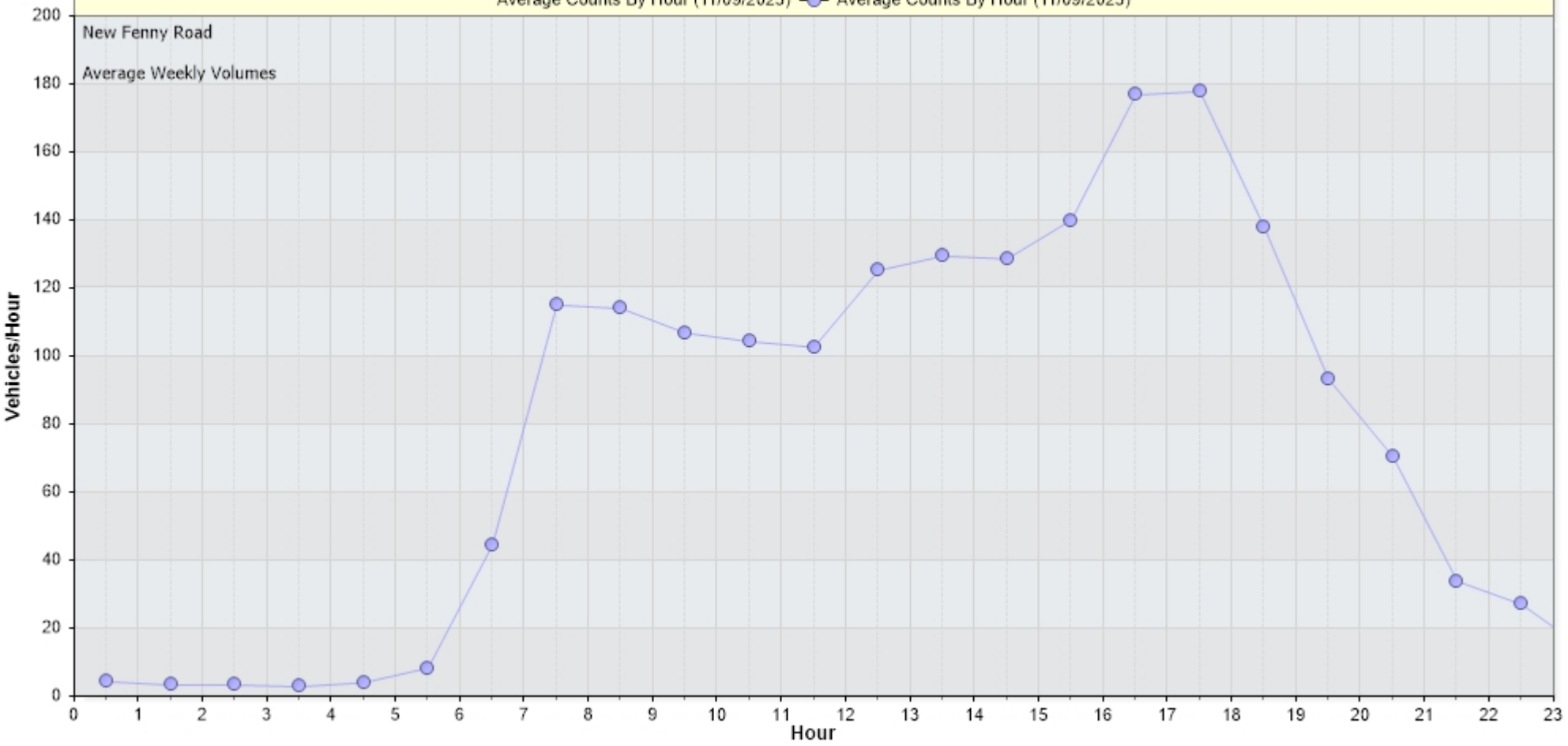
from Mon-Sep-11-2023-11-00-AM to Mon-Oct-09-2023-12-59-PM

Date	Starting Hr:min	<15	15 to <20	20 to <25	25 to <30	30 to <35	35 to <40	40 to <45	45 to <50	50 to <55	55 to <60	60 to <65	65 to <70	70 to <75	75 to <80	80 to <85	85 to <90	90 to <95	95 to <100	100 to >105	Total Counts	Avg Speed (MPH)	85pet Speed	10MPH Pace	% in pace	# of Speeders	% Speeders	
09/10/2023	00:00	1	1	4	2	1	1	0	0	0	0	0	0	0	0	0	0	0	0	0	0	10	24.1	30	20 to 30	60.0	2	20.0
09/10/2023	01:00	0	0	2	1	0	0	0	0	0	0	0	0	0	0	0	0	0	0	0	0	3	24	30	20 to 30	100.0	*	*
09/10/2023	02:00	0	0	0	3	3	0	0	0	0	0	0	0	0	0	0	0	0	0	0	0	6	29.8	33.3	25 to 35	100.0	3	50.0
09/10/2023	03:00	0	0	0	1	0	1	0	0	0	0	0	0	0	0	0	0	0	0	0	0	2	32	40	20 to 30	50.0	1	50.0
09/10/2023	04:00	0	1	1	0	1	0	0	0	0	0	0	0	0	0	0	0	0	0	0	0	3	23.7	35	15 to 25	66.7	1	33.3
09/10/2023	05:00	1	0	3	5	0	1	1	0	0	0	0	0	0	0	0	0	0	0	0	0	11	26.6	30	20 to 30	72.7	2	18.2
09/10/2023	06:00	1	0	16	23	12	5	0	1	0	0	0	0	0	0	0	0	0	0	0	0	58	28	33.8	20 to 30	67.2	18	31.0
09/10/2023	07:00	0	6	39	39	22	10	2	2	0	0	0	0	0	0	0	0	0	0	0	0	120	27.6	34.1	20 to 30	65.0	36	30.0
09/10/2023	08:00	1	10	35	47	21	5	2	2	0	0	0	0	0	0	0	0	0	0	0	0	123	26.8	32.9	20 to 30	66.7	30	24.4
09/10/2023	09:00	1	6	30	24	12	8	2	1	0	0	0	0	0	0	0	0	0	0	0	0	84	26.9	34.2	20 to 30	64.3	23	27.4
09/10/2023	10:00	0	7	31	46	19	11	2	0	0	0	0	0	0	0	0	0	0	0	0	0	116	27.5	33.9	20 to 30	66.4	32	27.6
09/10/2023	11:00	2	5	28	34	15	13	2	0	0	0	0	0	0	0	0	0	0	0	0	0	99	27.5	35	20 to 30	62.6	30	30.3
09/10/2023	12:00	1	5	13	19	7	8	2	0	0	0	0	0	0	0	0	0	0	0	0	0	55	27.7	36.2	20 to 30	58.2	17	30.9
09/10/2023	13:00	*	*	*	*	*	*	*	*	*	*	*	*	*	*	*	*	*	*	*	*	*	*	*	*	*	*	*
09/10/2023	14:00	*	*	*	*	*	*	*	*	*	*	*	*	*	*	*	*	*	*	*	*	*	*	*	*	*	*	*
09/10/2023	15:00	*	*	*	*	*	*	*	*	*	*	*	*	*	*	*	*	*	*	*	*	*	*	*	*	*	*	*
09/10/2023	16:00	*	*	*	*	*	*	*	*	*	*	*	*	*	*	*	*	*	*	*	*	*	*	*	*	*	*	*
09/10/2023	17:00	*	*	*	*	*	*	*	*	*	*	*	*	*	*	*	*	*	*	*	*	*	*	*	*	*	*	*
09/10/2023	18:00	*	*	*	*	*	*	*	*	*	*	*	*	*	*	*	*	*	*	*	*	*	*	*	*	*	*	*
09/10/2023	19:00	*	*	*	*	*	*	*	*	*	*	*	*	*	*	*	*	*	*	*	*	*	*	*	*	*	*	*
09/10/2023	20:00	*	*	*	*	*	*	*	*	*	*	*	*	*	*	*	*	*	*	*	*	*	*	*	*	*	*	*
09/10/2023	21:00	*	*	*	*	*	*	*	*	*	*	*	*	*	*	*	*	*	*	*	*	*	*	*	*	*	*	*
09/10/2023	22:00	*	*	*	*	*	*	*	*	*	*	*	*	*	*	*	*	*	*	*	*	*	*	*	*	*	*	*
09/10/2023	23:00	*	*	*	*	*	*	*	*	*	*	*	*	*	*	*	*	*	*	*	*	*	*	*	*	*	*	*
24 Hr Summary		8	41	202	244	113	63	13	6	0	0	0	0	0	0	0	0	0	0	0	0	690	27.3	34	20 to 30	64.6	195	28.3

Incoming: Average Hourly Volume for Week of 11/09/2023

Average Counts By Hour (11/09/2023) — Average Counts By Hour (11/09/2023)

New Fenny Road
Average Weekly Volumes



Incoming: Average Hourly WEEKDAY Speeds for Week of 11/09/2023

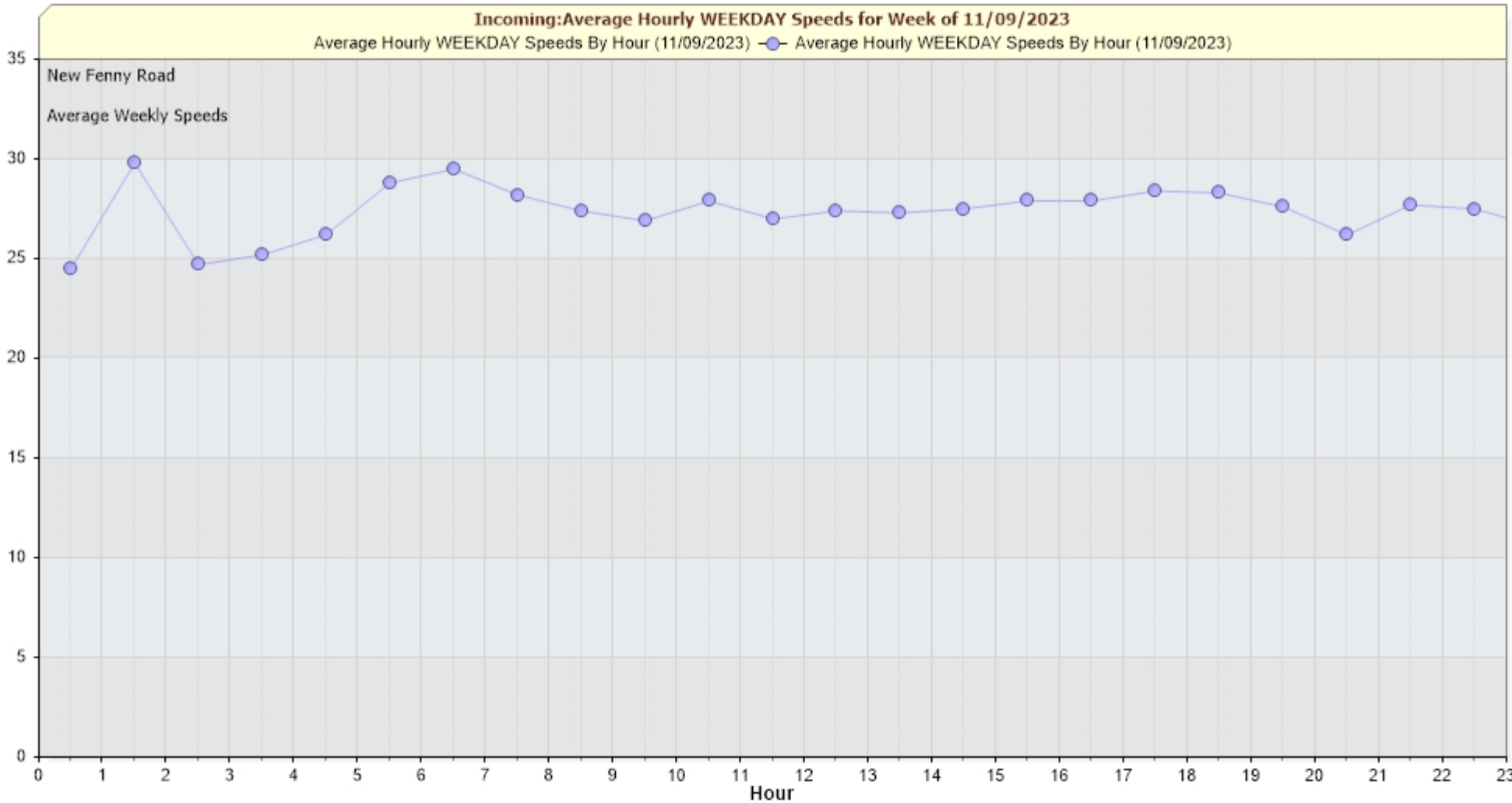
Average Hourly WEEKDAY Speeds By Hour (11/09/2023) — Average Hourly WEEKDAY Speeds By Hour (11/09/2023)

New Fenny Road

Average Weekly Speeds

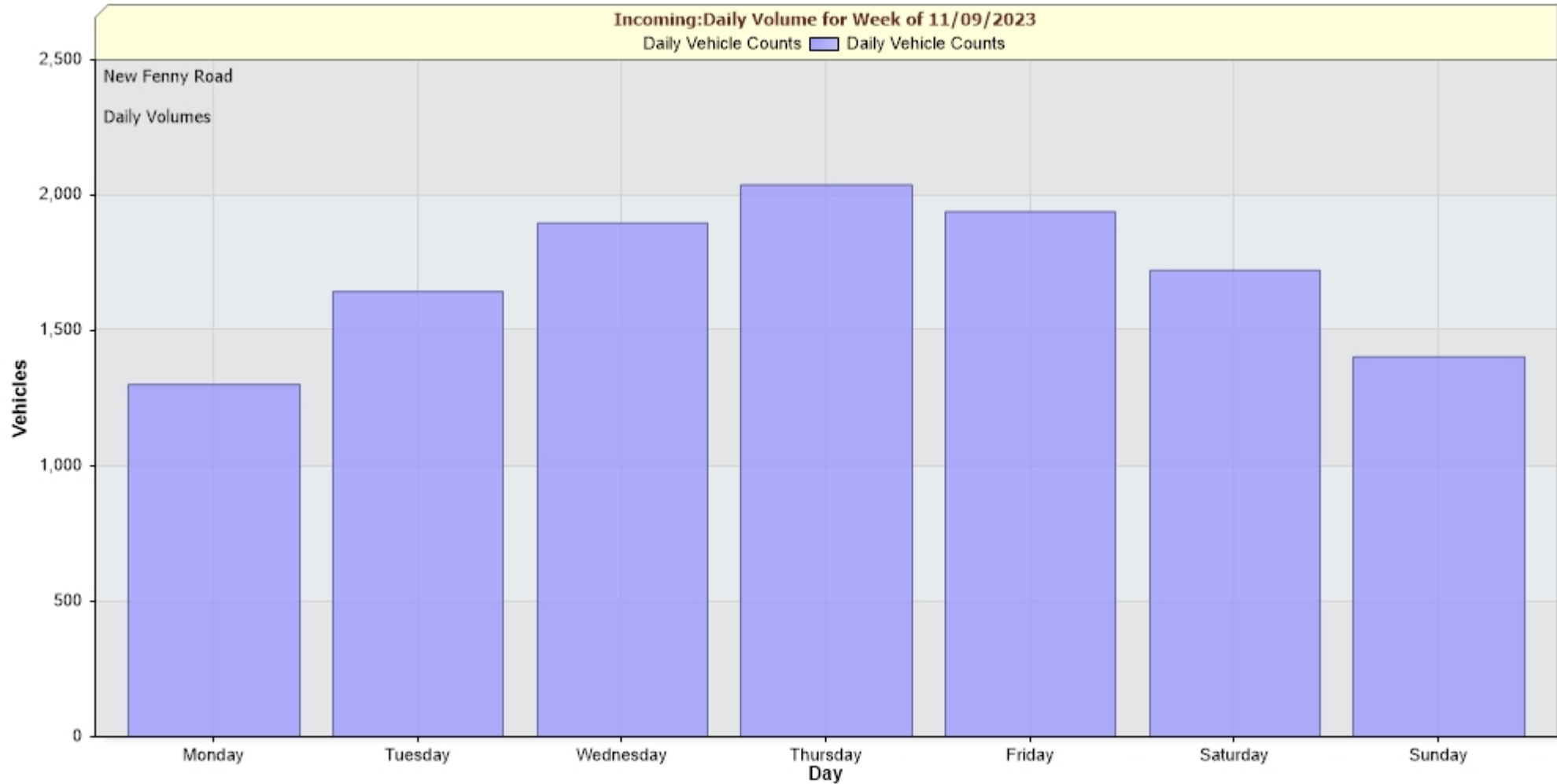
MPH

Hour



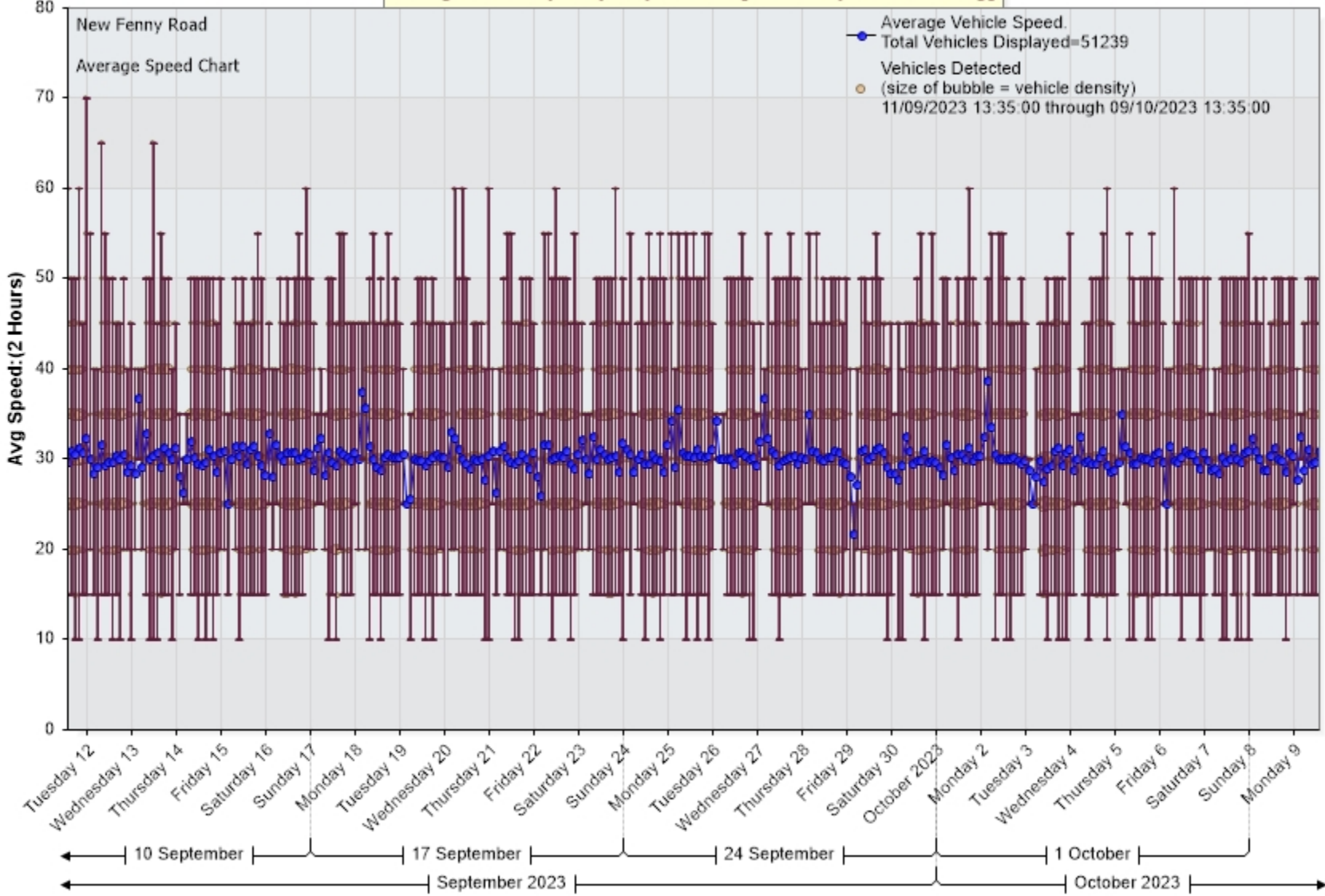
Incoming: Daily Volume for Week of 11/09/2023

Daily Vehicle Counts ■ Daily Vehicle Counts



Zoom help

Average Vehicle Speed (MPH) vs. Time [New Fenny Road:Incoming]



Zoom help

Vehicle Counts vs. Time [New Fenny Road: Incoming]

