

For Project: Leighton Road  
 Project Notes:  
 Location/Name: Incoming  
 Report Generated: 10/10/2023 11:33:04  
 Speed Intervals: 5 MPH  
 Time Intervals: Instant  
 Traffic Report From: 11/09/2023 13:00:00 through 09/10/2023 12:59:59  
 85th Percentile Speed: 37.8 MPH  
 85th Percentile Vehicles: 47323  
 Max Speed: 60 MPH on 13/09/2023 21:45:00  
 Total Vehicles: 55674  
 AADT: 1988

## Volumes - weekly counts

Time	5 Day	7 Day
Average Daily	2014	1932
AM Peak 07:00	165	140
PM Peak 16:00	177	164

## Speed

Speed Limit: 35  
 85th Percentile Speed: 37.8  
 50th Percentile Speed: 31  
 10 MPH Pace Interval: 25.0 MPH to 35.0 MPH  
 Average Speed: 31.18

	Monday	Tuesday	Wednesday	Thursday	Friday	Saturday	Sunday
Count over limit	1989	2233	2061	2238	2362	1911	1634
% over limit	25.6	26.1	24.9	26.3	27.0	26.0	25.3
Avg Speeder	38.9	38.9	38.9	39.0	39.0	38.9	39.0
Avg Speed	12.2	11.9	12.1	12.1	12.0	12.8	13.5

Day/Time Ending	85th pctl (MPH)	85th pctl cnts	Total Cnts	Max Speed	Avg Speeder	% Speeders	Avg Speed
11/09/2023 14:00:00	32.5	15	18	40	37.5	5.6%	28.6
11/09/2023 15:00:00	38.7	112	132	50	38.9	34.1%	32.0
11/09/2023 16:00:00	38.1	124	146	50	39.1	27.4%	31.7
11/09/2023 17:00:00	39.0	131	154	45	39.3	29.9%	31.9
11/09/2023 18:00:00	37.7	158	186	50	39.1	24.7%	31.2
11/09/2023 19:00:00	38.2	110	129	50	38.9	28.7%	31.6
11/09/2023 20:00:00	38.3	77	91	50	39.8	26.4%	31.6
11/09/2023 21:00:00	39.4	51	60	55	40.7	28.3%	31.4
11/09/2023 22:00:00	38.5	36	42	45	38.7	31.0%	32.0
11/09/2023 23:00:00	38.3	22	26	45	38.8	30.8%	31.5
12/09/2023 00:00:00	36.7	8	10	40	37.5	30.0%	31.7
12/09/2023 01:00:00	40.0	9	11	45	39.5	45.5%	33.1
12/09/2023 02:00:00	40.0	1	1	40	37.5	100.0%	37.0
12/09/2023 03:00:00	40.0	2	2	40	37.5	50.0%	34.5
12/09/2023 04:00:00	40.0	10	12	45	40.8	25.0%	32.7
12/09/2023 05:00:00	38.8	13	15	45	38.5	33.3%	32.5
12/09/2023 06:00:00	39.2	14	16	50	38.9	43.8%	33.3
12/09/2023 07:00:00	38.8	44	52	50	38.9	40.4%	33.7
12/09/2023 08:00:00	39.2	135	159	50	39.3	35.8%	32.4
12/09/2023 09:00:00	38.5	135	159	50	39.2	31.4%	32.7
12/09/2023 10:00:00	37.9	109	128	50	38.6	28.1%	30.8
12/09/2023 11:00:00	38.4	112	132	50	38.7	32.6%	31.5
12/09/2023 12:00:00	37.4	99	117	45	38.3	25.6%	31.2
12/09/2023 13:00:00	36.8	107	126	45	38.4	21.4%	30.0
12/09/2023 14:00:00	37.8	90	106	45	39.0	24.5%	30.3
12/09/2023 15:00:00	37.7	122	143	50	39.3	23.1%	31.1
12/09/2023 16:00:00	35.7	143	168	45	38.4	16.7%	29.6
12/09/2023 17:00:00	38.0	135	159	50	38.6	29.6%	31.3
12/09/2023 18:00:00	36.8	128	150	45	38.1	21.3%	30.9
12/09/2023 19:00:00	37.3	100	118	45	38.4	24.6%	30.8
12/09/2023 20:00:00	36.3	85	100	45	37.8	20.0%	30.6
12/09/2023 21:00:00	36.4	54	63	45	37.9	19.0%	30.1
12/09/2023 22:00:00	35.0	34	40	45	40.0	15.0%	28.5
12/09/2023 23:00:00	36.0	23	27	40	37.5	18.5%	28.4
13/09/2023 00:00:00	35.0	8	10	45	40.0	20.0%	29.2
13/09/2023 01:00:00	38.3	7	8	40	37.5	37.5%	32.1
13/09/2023 02:00:00	35.0	1	1	35	0.0	0.0%	32.0
13/09/2023 03:00:00	0.0	0	0	0	0.0	0.0%	0.0
13/09/2023 04:00:00	45.0	3	3	45	42.5	33.3%	33.7
13/09/2023 05:00:00	35.0	1	1	35	0.0	0.0%	32.0
13/09/2023 06:00:00	42.5	14	17	55	41.4	52.9%	35.4
13/09/2023 07:00:00	38.9	48	57	45	38.6	40.4%	32.9
13/09/2023 08:00:00	38.5	139	163	45	38.7	31.9%	31.7
13/09/2023 09:00:00	38.6	156	183	55	39.1	32.2%	31.7
13/09/2023 10:00:00	37.1	105	123	45	38.6	22.0%	29.5
13/09/2023 11:00:00	37.5	110	129	45	39.1	22.5%	30.0
13/09/2023 12:00:00	37.2	119	140	45	37.9	25.0%	30.8

Incoming Summary  
Leighton Road

from Mon-Sep-11-2023-01-00-PM to Mon-Oct-09-2023-12-59-PM

13/09/2023 13:00:00	37.5	122	143	50	39.4	22.4%	30.7
13/09/2023 14:00:00	37.0	96	113	45	38.3	23.0%	30.3
13/09/2023 15:00:00	38.0	125	147	50	39.2	28.6%	31.1
13/09/2023 16:00:00	38.2	153	180	50	38.8	30.0%	31.6
13/09/2023 17:00:00	38.3	166	195	50	38.6	31.3%	31.6
13/09/2023 18:00:00	37.2	139	164	50	38.9	23.2%	31.1
13/09/2023 19:00:00	38.4	116	136	50	39.0	29.4%	31.5
13/09/2023 20:00:00	35.8	103	121	45	39.3	16.5%	29.9
13/09/2023 21:00:00	38.5	43	51	50	39.5	29.4%	32.1
13/09/2023 22:00:00	38.5	40	47	60	40.4	29.8%	31.0
13/09/2023 23:00:00	38.3	26	30	55	40.0	26.7%	32.3
14/09/2023 00:00:00	31.7	16	19	40	37.5	5.3%	26.7
14/09/2023 01:00:00	37.5	3	4	40	37.5	50.0%	35.0
14/09/2023 02:00:00	40.0	5	6	55	40.5	83.3%	38.0
14/09/2023 03:00:00	0.0	0	0	0	0.0	0.0%	0.0
14/09/2023 04:00:00	40.0	4	5	45	39.2	60.0%	35.0
14/09/2023 05:00:00	40.0	2	2	40	37.5	50.0%	34.5
14/09/2023 06:00:00	41.7	20	23	50	40.3	39.1%	34.7
14/09/2023 07:00:00	39.2	57	67	50	39.4	38.8%	33.6
14/09/2023 08:00:00	38.7	160	188	50	38.6	35.1%	32.1
14/09/2023 09:00:00	38.5	124	146	50	38.9	30.8%	31.9
14/09/2023 10:00:00	37.8	118	139	50	38.7	26.6%	32.2
14/09/2023 11:00:00	35.4	107	126	45	39.0	15.9%	30.0
14/09/2023 12:00:00	37.3	115	135	50	39.0	23.0%	30.3
14/09/2023 13:00:00	37.0	119	140	45	38.5	22.1%	30.1
14/09/2023 14:00:00	36.2	108	127	50	40.0	17.3%	29.7
14/09/2023 15:00:00	37.8	129	152	45	38.8	26.3%	31.1
14/09/2023 16:00:00	38.3	143	168	50	38.6	31.5%	31.8
14/09/2023 17:00:00	39.6	150	176	50	39.6	35.8%	32.1
14/09/2023 18:00:00	38.1	139	164	50	38.6	29.9%	32.1
14/09/2023 19:00:00	39.3	120	141	45	39.3	33.3%	32.2
14/09/2023 20:00:00	37.1	92	108	50	39.5	20.4%	30.6
14/09/2023 21:00:00	33.6	58	68	40	37.5	5.9%	28.4
14/09/2023 22:00:00	38.0	31	37	50	38.8	32.4%	32.3
14/09/2023 23:00:00	35.0	26	31	45	39.5	16.1%	28.6
15/09/2023 00:00:00	38.3	12	14	40	37.5	42.9%	32.9
15/09/2023 01:00:00	35.0	6	7	40	37.5	14.3%	30.6
15/09/2023 02:00:00	35.0	1	1	35	0.0	0.0%	32.0
15/09/2023 03:00:00	0.0	0	0	0	0.0	0.0%	0.0
15/09/2023 04:00:00	50.0	3	3	50	42.5	66.7%	37.0
15/09/2023 05:00:00	40.0	8	9	45	38.8	44.4%	33.9
15/09/2023 06:00:00	40.0	11	13	50	40.5	38.5%	33.4
15/09/2023 07:00:00	40.6	48	56	45	39.2	48.2%	34.6
15/09/2023 08:00:00	39.9	126	148	50	39.6	38.5%	33.0
15/09/2023 09:00:00	39.1	127	149	50	38.9	37.6%	32.8
15/09/2023 10:00:00	37.7	128	150	45	38.7	24.7%	31.1
15/09/2023 11:00:00	38.4	116	136	50	39.2	28.7%	31.5
15/09/2023 12:00:00	36.6	124	146	45	39.1	19.2%	30.5

Incoming Summary  
Leighton Road

from Mon-Sep-11-2023-01-00-PM to Mon-Oct-09-2023-12-59-PM

15/09/2023 13:00:00	36.3	120	141	45	38.2	19.1%	30.5
15/09/2023 14:00:00	37.8	119	140	45	38.6	27.1%	30.7
15/09/2023 15:00:00	37.2	128	151	50	38.8	23.2%	30.2
15/09/2023 16:00:00	38.2	133	156	45	38.8	28.2%	31.1
15/09/2023 17:00:00	38.3	160	188	50	39.4	26.1%	31.0
15/09/2023 18:00:00	38.0	146	172	50	39.5	25.0%	31.5
15/09/2023 19:00:00	38.6	119	140	50	38.9	34.3%	31.7
15/09/2023 20:00:00	37.9	108	127	45	38.5	28.3%	31.2
15/09/2023 21:00:00	39.2	62	73	50	39.2	35.6%	33.3
15/09/2023 22:00:00	38.5	41	48	50	39.3	29.2%	32.1
15/09/2023 23:00:00	36.0	41	48	45	39.4	16.7%	30.5
16/09/2023 00:00:00	37.5	15	18	45	38.5	27.8%	31.1
16/09/2023 01:00:00	40.0	5	6	45	38.8	66.7%	36.2
16/09/2023 02:00:00	35.0	2	2	35	0.0	0.0%	29.5
16/09/2023 03:00:00	40.0	2	2	40	37.5	100.0%	37.0
16/09/2023 04:00:00	35.0	3	4	40	37.5	25.0%	33.5
16/09/2023 05:00:00	40.0	3	3	40	37.5	33.3%	32.0
16/09/2023 06:00:00	45.0	5	6	55	47.5	33.3%	36.3
16/09/2023 07:00:00	41.2	24	28	50	39.8	46.4%	34.3
16/09/2023 08:00:00	41.0	39	46	50	40.3	43.5%	33.3
16/09/2023 09:00:00	39.1	76	89	50	38.8	39.3%	32.9
16/09/2023 10:00:00	37.7	117	138	50	39.3	23.9%	31.4
16/09/2023 11:00:00	36.4	133	157	50	39.2	19.1%	30.8
16/09/2023 12:00:00	37.0	139	163	50	39.1	20.9%	30.4
16/09/2023 13:00:00	38.1	123	145	50	38.8	28.3%	31.2
16/09/2023 14:00:00	36.9	130	153	50	39.6	20.3%	30.6
16/09/2023 15:00:00	37.2	129	152	50	38.9	23.0%	30.7
16/09/2023 16:00:00	37.5	128	151	50	38.7	25.8%	30.8
16/09/2023 17:00:00	37.9	125	147	50	38.4	29.3%	31.3
16/09/2023 18:00:00	37.1	100	118	45	38.6	22.9%	31.3
16/09/2023 19:00:00	37.8	109	128	45	38.7	25.8%	31.0
16/09/2023 20:00:00	38.2	53	62	50	38.2	33.9%	32.4
16/09/2023 21:00:00	37.7	47	55	50	39.3	25.5%	31.8
16/09/2023 22:00:00	36.5	38	45	40	37.5	22.2%	30.3
16/09/2023 23:00:00	33.3	21	25	40	37.5	4.0%	28.5
17/09/2023 00:00:00	40.0	15	18	45	39.2	50.0%	33.0
17/09/2023 01:00:00	40.0	11	13	50	39.6	53.8%	35.2
17/09/2023 02:00:00	37.5	6	7	40	37.5	28.6%	30.6
17/09/2023 03:00:00	35.0	6	7	40	37.5	14.3%	29.1
17/09/2023 04:00:00	33.8	4	5	35	0.0	0.0%	31.2
17/09/2023 05:00:00	35.0	1	1	35	0.0	0.0%	32.0
17/09/2023 06:00:00	38.3	4	5	40	37.5	60.0%	33.0
17/09/2023 07:00:00	40.0	10	12	45	40.0	33.3%	31.3
17/09/2023 08:00:00	43.3	15	18	55	40.7	77.8%	38.5
17/09/2023 09:00:00	40.6	48	57	50	39.8	42.1%	33.9
17/09/2023 10:00:00	38.9	90	106	45	38.8	35.8%	31.7
17/09/2023 11:00:00	37.2	122	144	45	38.4	24.3%	29.9
17/09/2023 12:00:00	36.9	121	142	50	38.8	21.1%	30.4

Incoming Summary  
Leighton Road

from Mon-Sep-11-2023-01-00-PM to Mon-Oct-09-2023-12-59-PM

17/09/2023 13:00:00	36.3	139	164	50	39.0	18.9%	30.4
17/09/2023 14:00:00	36.5	160	188	50	39.0	19.1%	30.6
17/09/2023 15:00:00	37.8	108	127	45	38.7	26.0%	31.7
17/09/2023 16:00:00	36.7	105	123	50	38.1	21.1%	30.2
17/09/2023 17:00:00	36.7	97	114	50	38.8	20.2%	29.8
17/09/2023 18:00:00	38.3	87	102	45	38.7	29.4%	31.6
17/09/2023 19:00:00	37.4	91	107	50	39.2	22.4%	30.7
17/09/2023 20:00:00	36.9	73	86	50	38.6	22.1%	30.7
17/09/2023 21:00:00	36.0	27	32	45	38.3	18.8%	30.2
17/09/2023 22:00:00	38.3	21	25	45	38.8	32.0%	31.4
17/09/2023 23:00:00	35.0	20	23	45	39.2	13.0%	29.8
18/09/2023 00:00:00	34.0	8	10	40	37.5	10.0%	30.6
18/09/2023 01:00:00	45.0	2	2	45	42.5	50.0%	34.5
18/09/2023 02:00:00	40.0	3	4	45	40.0	50.0%	32.0
18/09/2023 03:00:00	0.0	0	0	0	0.0	0.0%	0.0
18/09/2023 04:00:00	40.0	2	2	40	37.5	100.0%	37.5
18/09/2023 05:00:00	30.0	3	4	35	0.0	0.0%	26.0
18/09/2023 06:00:00	42.5	10	12	55	42.5	41.7%	33.7
18/09/2023 07:00:00	37.5	37	44	45	38.9	25.0%	31.7
18/09/2023 08:00:00	37.5	134	158	45	38.5	25.3%	31.1
18/09/2023 09:00:00	37.9	126	148	50	39.6	23.0%	31.0
18/09/2023 10:00:00	37.9	127	149	50	38.7	27.5%	30.8
18/09/2023 11:00:00	35.6	99	117	45	38.3	17.1%	29.7
18/09/2023 12:00:00	36.6	132	155	50	39.0	19.4%	30.4
18/09/2023 13:00:00	36.8	110	130	50	39.0	20.8%	30.4
18/09/2023 14:00:00	37.8	101	119	45	38.4	27.7%	30.7
18/09/2023 15:00:00	37.9	111	131	50	39.1	26.0%	31.1
18/09/2023 16:00:00	37.7	140	165	50	39.2	25.5%	31.5
18/09/2023 17:00:00	37.5	159	187	50	38.7	24.6%	30.8
18/09/2023 18:00:00	39.1	139	163	50	39.0	36.2%	32.1
18/09/2023 19:00:00	37.4	144	169	50	38.8	23.7%	31.4
18/09/2023 20:00:00	38.0	95	112	45	38.6	28.6%	31.0
18/09/2023 21:00:00	39.0	35	41	50	39.3	34.1%	32.4
18/09/2023 22:00:00	35.0	32	38	45	38.3	15.8%	29.8
18/09/2023 23:00:00	38.3	21	25	45	38.8	32.0%	32.3
19/09/2023 00:00:00	38.8	10	12	45	38.5	41.7%	32.0
19/09/2023 01:00:00	40.0	3	3	40	37.5	33.3%	33.7
19/09/2023 02:00:00	40.0	1	1	40	37.5	100.0%	37.0
19/09/2023 03:00:00	40.0	1	1	40	37.5	100.0%	37.0
19/09/2023 04:00:00	45.0	3	4	50	45.0	50.0%	35.8
19/09/2023 05:00:00	40.0	3	4	45	40.0	50.0%	34.5
19/09/2023 06:00:00	39.2	11	13	45	38.2	53.8%	32.9
19/09/2023 07:00:00	38.4	58	68	50	38.9	30.9%	32.0
19/09/2023 08:00:00	40.9	156	184	50	39.8	44.0%	33.8
19/09/2023 09:00:00	38.4	166	195	50	38.6	32.3%	31.0
19/09/2023 10:00:00	37.5	97	114	50	39.2	22.8%	30.7
19/09/2023 11:00:00	37.0	110	129	55	38.8	21.7%	30.6
19/09/2023 12:00:00	37.4	102	120	45	39.2	21.7%	30.3

Incoming Summary  
Leighton Road

from Mon-Sep-11-2023-01-00-PM to Mon-Oct-09-2023-12-59-PM

19/09/2023 13:00:00	38.0	121	142	50	39.0	26.1%	31.0
19/09/2023 14:00:00	37.7	106	125	45	38.1	28.8%	30.5
19/09/2023 15:00:00	37.2	110	129	50	38.7	23.3%	31.3
19/09/2023 16:00:00	37.7	113	133	50	38.8	25.6%	30.7
19/09/2023 17:00:00	37.9	156	183	50	38.9	26.8%	31.3
19/09/2023 18:00:00	38.0	156	183	50	39.3	24.6%	31.3
19/09/2023 19:00:00	37.9	123	145	50	38.8	27.6%	31.8
19/09/2023 20:00:00	37.6	87	102	45	38.5	25.5%	30.4
19/09/2023 21:00:00	37.0	54	64	45	38.9	21.9%	29.7
19/09/2023 22:00:00	35.7	43	51	60	40.3	17.6%	30.2
19/09/2023 23:00:00	38.1	23	27	45	38.1	33.3%	32.0
20/09/2023 00:00:00	33.6	12	14	35	0.0	0.0%	28.7
20/09/2023 01:00:00	40.0	1	1	40	37.5	100.0%	37.0
20/09/2023 02:00:00	45.0	1	1	45	42.5	100.0%	42.0
20/09/2023 03:00:00	40.0	3	3	40	37.5	66.7%	35.7
20/09/2023 04:00:00	50.0	2	2	50	47.5	50.0%	39.5
20/09/2023 05:00:00	40.0	3	4	45	39.2	75.0%	37.0
20/09/2023 06:00:00	38.8	15	18	55	40.8	33.3%	33.0
20/09/2023 07:00:00	39.7	54	63	50	39.5	39.7%	33.5
20/09/2023 08:00:00	39.0	152	179	50	39.1	35.2%	32.1
20/09/2023 09:00:00	38.6	144	169	60	39.3	31.4%	31.7
20/09/2023 10:00:00	36.8	111	131	45	39.2	19.8%	29.9
20/09/2023 11:00:00	38.1	112	132	50	39.3	27.3%	31.5
20/09/2023 12:00:00	36.6	120	141	50	38.4	20.6%	29.5
20/09/2023 13:00:00	37.7	103	121	45	38.8	24.8%	30.7
20/09/2023 14:00:00	36.5	109	128	45	38.5	19.5%	30.2
20/09/2023 15:00:00	36.7	80	94	45	38.6	20.2%	30.6
20/09/2023 16:00:00	35.3	98	115	45	38.3	15.7%	30.0
20/09/2023 17:00:00	34.4	129	152	45	38.1	10.5%	29.4
20/09/2023 18:00:00	34.5	109	128	45	37.8	11.7%	29.3
20/09/2023 19:00:00	37.0	82	96	45	37.7	24.0%	30.6
20/09/2023 20:00:00	32.6	52	61	40	37.5	1.6%	27.9
20/09/2023 21:00:00	32.9	40	47	45	40.0	4.3%	27.2
20/09/2023 22:00:00	31.2	25	29	40	37.5	3.4%	26.2
20/09/2023 23:00:00	33.8	26	31	40	37.5	9.7%	27.9
21/09/2023 00:00:00	38.8	5	6	40	37.5	66.7%	31.3
21/09/2023 01:00:00	30.0	3	4	40	37.5	25.0%	29.8
21/09/2023 02:00:00	40.0	8	9	45	38.8	44.4%	32.7
21/09/2023 03:00:00	35.0	2	2	35	0.0	0.0%	29.5
21/09/2023 04:00:00	0.0	0	0	0	0.0	0.0%	0.0
21/09/2023 05:00:00	40.0	6	7	45	38.3	85.7%	35.7
21/09/2023 06:00:00	36.2	17	20	40	37.5	20.0%	30.9
21/09/2023 07:00:00	39.1	44	52	50	38.9	40.4%	32.6
21/09/2023 08:00:00	38.4	139	164	50	39.4	26.8%	31.0
21/09/2023 09:00:00	38.8	120	141	55	39.8	31.2%	32.3
21/09/2023 10:00:00	37.9	105	123	50	39.3	24.4%	31.0
21/09/2023 11:00:00	36.2	111	131	45	38.3	19.1%	30.4
21/09/2023 12:00:00	37.0	99	117	50	39.6	20.5%	30.8

Incoming Summary  
Leighton Road

from Mon-Sep-11-2023-01-00-PM to Mon-Oct-09-2023-12-59-PM

21/09/2023 13:00:00	37.9	134	158	50	40.0	22.8%	30.5
21/09/2023 14:00:00	37.2	116	136	45	38.3	23.5%	30.3
21/09/2023 15:00:00	37.1	95	112	50	39.2	21.4%	30.4
21/09/2023 16:00:00	38.2	138	162	45	38.5	30.9%	31.4
21/09/2023 17:00:00	37.9	162	191	55	38.9	27.7%	31.3
21/09/2023 18:00:00	38.3	156	183	50	39.1	28.4%	31.4
21/09/2023 19:00:00	39.7	120	141	50	39.3	39.7%	33.0
21/09/2023 20:00:00	36.1	71	84	50	39.8	17.9%	30.4
21/09/2023 21:00:00	34.0	42	49	45	38.8	8.2%	28.7
21/09/2023 22:00:00	37.8	32	38	45	38.4	28.9%	32.2
21/09/2023 23:00:00	34.2	35	41	45	38.8	9.8%	28.8
22/09/2023 00:00:00	40.0	13	15	50	40.5	33.3%	32.7
22/09/2023 01:00:00	35.0	7	8	40	37.5	12.5%	29.0
22/09/2023 02:00:00	35.0	3	4	40	37.5	25.0%	29.5
22/09/2023 03:00:00	40.0	1	1	40	37.5	100.0%	37.0
22/09/2023 04:00:00	45.0	2	2	45	40.0	100.0%	39.5
22/09/2023 05:00:00	37.5	4	5	40	37.5	40.0%	34.2
22/09/2023 06:00:00	39.0	10	12	45	38.3	50.0%	33.3
22/09/2023 07:00:00	38.6	45	53	50	38.5	39.6%	33.1
22/09/2023 08:00:00	38.4	139	164	50	38.7	32.3%	32.0
22/09/2023 09:00:00	39.2	133	156	60	39.4	37.2%	33.1
22/09/2023 10:00:00	39.4	104	122	50	39.4	34.4%	32.5
22/09/2023 11:00:00	36.3	116	137	50	39.2	19.0%	30.0
22/09/2023 12:00:00	37.2	118	139	45	38.1	24.5%	30.3
22/09/2023 13:00:00	36.7	110	129	45	38.5	20.2%	30.5
22/09/2023 14:00:00	38.5	131	154	50	38.9	31.2%	32.1
22/09/2023 15:00:00	37.7	119	140	45	38.3	27.1%	30.8
22/09/2023 16:00:00	37.7	154	181	50	39.2	23.8%	31.1
22/09/2023 17:00:00	39.1	167	196	50	39.7	29.6%	32.2
22/09/2023 18:00:00	37.2	136	160	50	38.7	23.1%	30.7
22/09/2023 19:00:00	36.8	101	119	50	38.7	21.8%	30.5
22/09/2023 20:00:00	36.5	74	87	45	37.8	20.7%	30.6
22/09/2023 21:00:00	38.3	37	43	50	40.0	23.3%	31.6
22/09/2023 22:00:00	38.7	42	49	45	38.3	36.7%	31.9
22/09/2023 23:00:00	38.3	19	22	50	40.5	22.7%	29.6
23/09/2023 00:00:00	39.0	18	21	45	38.9	33.3%	31.0
23/09/2023 01:00:00	38.0	11	13	40	37.5	38.5%	32.9
23/09/2023 02:00:00	40.0	4	5	45	40.0	40.0%	33.2
23/09/2023 03:00:00	40.0	2	2	40	37.5	100.0%	37.0
23/09/2023 04:00:00	35.0	1	1	35	0.0	0.0%	32.0
23/09/2023 05:00:00	35.0	2	2	35	0.0	0.0%	29.5
23/09/2023 06:00:00	45.0	7	8	55	44.2	37.5%	36.5
23/09/2023 07:00:00	39.0	16	19	45	38.0	57.9%	33.8
23/09/2023 08:00:00	39.5	50	59	45	38.8	45.8%	33.5
23/09/2023 09:00:00	40.5	76	89	50	40.0	40.4%	33.6
23/09/2023 10:00:00	37.3	99	117	50	38.5	25.6%	31.5
23/09/2023 11:00:00	38.0	141	166	45	38.4	30.1%	31.2
23/09/2023 12:00:00	37.4	140	165	50	38.5	25.5%	30.7

Incoming Summary  
Leighton Road

from Mon-Sep-11-2023-01-00-PM to Mon-Oct-09-2023-12-59-PM

23/09/2023 13:00:00	37.1	161	189	45	38.7	21.7%	30.5
23/09/2023 14:00:00	38.5	125	147	50	39.0	31.3%	31.7
23/09/2023 15:00:00	37.9	124	146	50	38.9	26.7%	31.4
23/09/2023 16:00:00	38.1	123	145	45	39.1	26.2%	31.5
23/09/2023 17:00:00	37.7	110	129	45	38.2	27.1%	31.8
23/09/2023 18:00:00	38.4	108	127	50	39.1	29.9%	31.2
23/09/2023 19:00:00	39.0	94	111	50	39.4	33.3%	31.9
23/09/2023 20:00:00	34.8	68	80	45	38.9	13.8%	29.5
23/09/2023 21:00:00	37.9	33	39	45	39.0	25.6%	30.6
23/09/2023 22:00:00	36.0	28	33	45	38.3	18.2%	30.4
23/09/2023 23:00:00	38.9	31	36	45	38.8	33.3%	31.4
24/09/2023 00:00:00	37.5	18	21	45	40.0	19.0%	32.6
24/09/2023 01:00:00	38.0	17	20	45	38.3	30.0%	31.0
24/09/2023 02:00:00	38.0	11	13	40	37.5	38.5%	31.5
24/09/2023 03:00:00	37.5	8	9	40	37.5	22.2%	30.4
24/09/2023 04:00:00	33.3	4	5	35	0.0	0.0%	30.2
24/09/2023 05:00:00	45.0	3	3	45	42.5	33.3%	33.7
24/09/2023 06:00:00	42.5	4	5	45	40.8	60.0%	35.2
24/09/2023 07:00:00	42.5	14	16	45	39.5	62.5%	35.3
24/09/2023 08:00:00	38.8	17	20	45	38.1	45.0%	32.5
24/09/2023 09:00:00	39.5	37	43	50	40.0	37.2%	32.4
24/09/2023 10:00:00	37.9	67	79	50	38.9	27.8%	32.1
24/09/2023 11:00:00	36.4	117	138	50	38.8	19.6%	30.3
24/09/2023 12:00:00	37.7	107	126	50	39.1	25.4%	30.8
24/09/2023 13:00:00	37.5	142	167	50	39.0	23.4%	30.4
24/09/2023 14:00:00	37.3	167	197	60	39.4	22.8%	30.3
24/09/2023 15:00:00	38.1	122	143	50	39.6	25.2%	31.0
24/09/2023 16:00:00	37.8	126	148	45	39.0	24.3%	30.6
24/09/2023 17:00:00	37.4	119	140	50	39.4	22.9%	30.4
24/09/2023 18:00:00	37.1	93	109	50	38.8	22.0%	30.0
24/09/2023 19:00:00	37.6	72	85	50	38.9	25.9%	30.8
24/09/2023 20:00:00	39.6	46	54	50	40.0	37.0%	32.6
24/09/2023 21:00:00	40.0	35	41	50	39.6	41.5%	32.9
24/09/2023 22:00:00	35.0	27	32	45	38.5	15.6%	29.7
24/09/2023 23:00:00	38.1	14	17	40	37.5	47.1%	32.5
25/09/2023 00:00:00	35.0	3	3	35	0.0	0.0%	27.0
25/09/2023 01:00:00	37.5	4	5	40	37.5	40.0%	34.2
25/09/2023 02:00:00	40.0	1	1	40	37.5	100.0%	37.0
25/09/2023 03:00:00	40.0	8	9	45	39.2	33.3%	32.8
25/09/2023 04:00:00	35.0	3	3	35	0.0	0.0%	27.0
25/09/2023 05:00:00	42.5	3	4	45	40.8	75.0%	38.5
25/09/2023 06:00:00	38.9	14	16	40	37.5	56.3%	34.0
25/09/2023 07:00:00	39.4	42	49	45	39.5	30.6%	32.4
25/09/2023 08:00:00	37.9	143	168	50	38.5	28.6%	31.7
25/09/2023 09:00:00	38.2	109	128	45	38.4	31.3%	31.5
25/09/2023 10:00:00	37.8	99	116	50	39.0	25.9%	31.2
25/09/2023 11:00:00	35.5	119	140	50	38.8	16.4%	29.3
25/09/2023 12:00:00	35.6	117	138	45	38.8	16.7%	29.4



Incoming Summary  
Leighton Road

from Mon-Sep-11-2023-01-00-PM to Mon-Oct-09-2023-12-59-PM

25/09/2023 13:00:00	37.2	111	131	45	38.5	23.7%	31.0
25/09/2023 14:00:00	37.1	128	150	45	38.4	22.7%	30.7
25/09/2023 15:00:00	36.1	114	134	50	39.0	17.9%	29.8
25/09/2023 16:00:00	38.0	112	132	50	38.9	28.0%	31.5
25/09/2023 17:00:00	37.5	150	177	55	39.2	24.3%	30.9
25/09/2023 18:00:00	38.3	152	179	50	38.9	30.7%	31.3
25/09/2023 19:00:00	39.1	119	140	50	39.5	31.4%	31.8
25/09/2023 20:00:00	37.2	79	93	45	38.7	22.6%	30.8
25/09/2023 21:00:00	39.0	45	53	50	39.7	30.2%	32.8
25/09/2023 22:00:00	39.4	28	33	45	39.2	36.4%	32.8
25/09/2023 23:00:00	39.4	24	28	45	38.9	39.3%	32.3
26/09/2023 00:00:00	37.5	7	8	40	37.5	25.0%	30.8
26/09/2023 01:00:00	40.0	4	5	45	39.2	60.0%	36.2
26/09/2023 02:00:00	40.0	3	3	40	37.5	33.3%	32.0
26/09/2023 03:00:00	40.0	3	3	40	37.5	33.3%	33.7
26/09/2023 04:00:00	50.0	2	2	50	47.5	50.0%	39.5
26/09/2023 05:00:00	0.0	0	0	0	0.0	0.0%	0.0
26/09/2023 06:00:00	38.8	14	17	45	39.2	35.3%	33.8
26/09/2023 07:00:00	38.9	49	58	50	38.8	39.7%	32.5
26/09/2023 08:00:00	39.0	150	177	50	38.9	36.7%	32.6
26/09/2023 09:00:00	39.1	144	170	50	39.3	32.9%	32.0
26/09/2023 10:00:00	37.7	122	144	50	39.2	25.0%	31.0
26/09/2023 11:00:00	34.9	107	126	50	39.4	14.3%	28.9
26/09/2023 12:00:00	35.2	110	130	45	37.7	16.2%	30.2
26/09/2023 13:00:00	37.0	115	135	45	38.7	21.5%	30.9
26/09/2023 14:00:00	38.3	101	119	50	39.3	27.7%	30.7
26/09/2023 15:00:00	38.6	110	130	50	39.6	27.7%	31.6
26/09/2023 16:00:00	37.3	144	170	45	38.5	24.1%	30.8
26/09/2023 17:00:00	37.5	131	154	50	39.0	24.0%	31.2
26/09/2023 18:00:00	37.4	162	191	55	39.6	22.5%	30.9
26/09/2023 19:00:00	37.9	132	155	45	38.6	27.1%	31.6
26/09/2023 20:00:00	35.6	97	114	45	38.3	16.7%	29.5
26/09/2023 21:00:00	36.2	51	60	45	38.9	18.3%	30.3
26/09/2023 22:00:00	38.8	51	60	50	39.3	31.7%	31.6
26/09/2023 23:00:00	36.7	17	20	45	38.8	20.0%	31.5
27/09/2023 00:00:00	42.5	8	9	45	40.0	44.4%	34.2
27/09/2023 01:00:00	0.0	0	0	0	0.0	0.0%	0.0
27/09/2023 02:00:00	34.0	8	10	40	37.5	10.0%	30.2
27/09/2023 03:00:00	30.0	1	1	30	0.0	0.0%	27.0
27/09/2023 04:00:00	45.0	3	3	45	40.8	100.0%	40.3
27/09/2023 05:00:00	45.0	2	2	45	40.0	100.0%	39.5
27/09/2023 06:00:00	42.5	14	16	55	40.6	50.0%	33.7
27/09/2023 07:00:00	40.0	54	63	50	39.7	39.7%	33.5
27/09/2023 08:00:00	39.1	141	166	50	39.5	31.9%	31.9
27/09/2023 09:00:00	38.7	132	155	55	39.4	31.0%	32.1
27/09/2023 10:00:00	38.1	119	140	50	39.1	27.1%	30.7
27/09/2023 11:00:00	35.9	119	140	45	39.0	17.1%	30.3
27/09/2023 12:00:00	38.5	95	112	50	38.9	31.3%	31.2

Incoming Summary  
Leighton Road

from Mon-Sep-11-2023-01-00-PM to Mon-Oct-09-2023-12-59-PM

27/09/2023 13:00:00	37.0	128	150	50	39.1	20.7%	29.3
27/09/2023 14:00:00	37.2	118	139	50	38.8	23.0%	30.4
27/09/2023 15:00:00	37.3	99	116	45	38.4	23.3%	31.1
27/09/2023 16:00:00	36.1	141	166	45	38.0	18.7%	29.9
27/09/2023 17:00:00	37.4	144	170	50	38.8	24.7%	31.4
27/09/2023 18:00:00	38.2	121	142	50	38.7	30.3%	31.8
27/09/2023 19:00:00	38.3	132	155	45	38.9	28.4%	31.1
27/09/2023 20:00:00	37.6	95	112	45	38.8	25.0%	30.2
27/09/2023 21:00:00	38.3	48	56	45	39.3	25.0%	30.1
27/09/2023 22:00:00	38.1	45	53	45	38.4	30.2%	31.5
27/09/2023 23:00:00	36.0	26	30	40	37.5	16.7%	29.4
28/09/2023 00:00:00	34.0	19	22	45	40.0	9.1%	28.0
28/09/2023 01:00:00	30.0	2	2	30	0.0	0.0%	27.0
28/09/2023 02:00:00	30.0	2	2	30	0.0	0.0%	24.5
28/09/2023 03:00:00	30.0	3	3	30	0.0	0.0%	27.3
28/09/2023 04:00:00	40.0	6	7	45	39.2	42.9%	34.3
28/09/2023 05:00:00	35.0	3	3	35	0.0	0.0%	28.7
28/09/2023 06:00:00	40.0	13	15	45	38.8	53.3%	34.5
28/09/2023 07:00:00	42.0	52	61	50	40.6	42.6%	34.4
28/09/2023 08:00:00	39.3	139	163	45	39.2	35.0%	32.4
28/09/2023 09:00:00	38.3	137	161	50	39.7	24.2%	31.3
28/09/2023 10:00:00	36.8	99	116	45	38.8	19.8%	30.5
28/09/2023 11:00:00	37.0	107	126	50	38.4	23.0%	30.1
28/09/2023 12:00:00	36.5	105	123	45	38.3	19.5%	29.7
28/09/2023 13:00:00	38.3	107	126	50	39.2	28.6%	31.3
28/09/2023 14:00:00	36.8	122	144	45	38.1	22.2%	30.5
28/09/2023 15:00:00	36.5	119	140	45	38.8	19.3%	30.6
28/09/2023 16:00:00	38.0	149	175	50	38.6	30.3%	31.4
28/09/2023 17:00:00	38.0	170	200	50	39.1	26.0%	30.8
28/09/2023 18:00:00	38.2	152	179	55	39.6	26.3%	31.1
28/09/2023 19:00:00	38.5	110	130	45	38.7	33.1%	31.6
28/09/2023 20:00:00	37.6	103	121	50	39.5	22.3%	31.1
28/09/2023 21:00:00	35.6	44	52	45	38.1	17.3%	29.4
28/09/2023 22:00:00	35.0	28	33	45	38.5	15.2%	29.8
28/09/2023 23:00:00	33.3	18	21	40	37.5	9.5%	26.4
29/09/2023 00:00:00	34.0	14	16	40	37.5	6.3%	28.8
29/09/2023 01:00:00	37.5	5	6	40	37.5	33.3%	33.8
29/09/2023 02:00:00	35.0	3	3	35	0.0	0.0%	27.0
29/09/2023 03:00:00	35.0	2	2	35	0.0	0.0%	32.5
29/09/2023 04:00:00	45.0	3	3	45	42.5	33.3%	32.0
29/09/2023 05:00:00	35.0	2	2	35	0.0	0.0%	32.0
29/09/2023 06:00:00	37.5	8	10	50	40.8	30.0%	32.6
29/09/2023 07:00:00	38.2	47	55	50	39.2	27.3%	31.3
29/09/2023 08:00:00	38.0	143	168	50	38.6	28.6%	30.4
29/09/2023 09:00:00	38.0	133	157	55	39.4	25.5%	31.6
29/09/2023 10:00:00	37.1	114	134	45	38.3	23.1%	30.5
29/09/2023 11:00:00	36.5	113	133	45	38.1	20.3%	30.1
29/09/2023 12:00:00	38.1	128	151	55	39.1	28.5%	31.9

Incoming Summary  
Leighton Road

from Mon-Sep-11-2023-01-00-PM to Mon-Oct-09-2023-12-59-PM

29/09/2023 13:00:00	36.9	139	163	50	38.5	22.1%	30.9
29/09/2023 14:00:00	37.0	129	152	45	38.2	23.0%	30.5
29/09/2023 15:00:00	39.0	110	130	50	39.9	27.7%	31.6
29/09/2023 16:00:00	37.1	155	182	45	38.6	22.0%	30.9
29/09/2023 17:00:00	37.7	172	202	45	38.6	25.7%	31.0
29/09/2023 18:00:00	38.6	158	186	50	39.2	30.1%	32.1
29/09/2023 19:00:00	38.1	128	151	50	39.2	27.2%	31.5
29/09/2023 20:00:00	37.3	84	99	45	39.1	22.2%	30.7
29/09/2023 21:00:00	39.0	50	59	50	40.1	28.8%	32.3
29/09/2023 22:00:00	38.3	26	31	45	39.2	29.0%	32.9
29/09/2023 23:00:00	35.0	26	31	40	37.5	16.1%	30.2
30/09/2023 00:00:00	37.5	23	27	45	39.2	22.2%	30.6
30/09/2023 01:00:00	37.5	8	10	45	39.2	30.0%	33.0
30/09/2023 02:00:00	42.5	3	4	45	42.5	50.0%	35.8
30/09/2023 03:00:00	40.0	7	8	50	42.5	25.0%	32.1
30/09/2023 04:00:00	35.0	2	2	35	0.0	0.0%	29.5
30/09/2023 05:00:00	40.0	2	2	40	37.5	50.0%	34.5
30/09/2023 06:00:00	42.5	7	8	45	40.8	37.5%	34.0
30/09/2023 07:00:00	40.0	26	30	50	39.5	50.0%	35.0
30/09/2023 08:00:00	35.0	37	44	45	39.6	15.9%	29.6
30/09/2023 09:00:00	38.3	71	84	50	38.3	35.7%	32.0
30/09/2023 10:00:00	38.5	97	114	45	39.0	29.8%	31.3
30/09/2023 11:00:00	37.3	125	147	50	39.0	22.4%	30.4
30/09/2023 12:00:00	37.6	132	155	45	38.9	23.9%	30.1
30/09/2023 13:00:00	38.0	170	200	50	38.8	27.5%	30.9
30/09/2023 14:00:00	37.7	142	167	50	39.0	25.7%	31.1
30/09/2023 15:00:00	36.8	129	152	50	39.1	20.4%	31.0
30/09/2023 16:00:00	37.6	113	133	50	39.3	23.3%	31.0
30/09/2023 17:00:00	35.6	118	139	55	39.2	16.5%	29.9
30/09/2023 18:00:00	37.2	130	153	45	38.3	23.5%	30.5
30/09/2023 19:00:00	39.2	67	79	45	39.7	29.1%	31.7
30/09/2023 20:00:00	38.0	84	99	50	39.6	24.2%	30.7
30/09/2023 21:00:00	37.2	35	41	45	38.0	24.4%	32.0
30/09/2023 22:00:00	38.8	22	26	45	39.6	26.9%	32.4
30/09/2023 23:00:00	35.0	26	30	45	40.0	13.3%	29.5
01/10/2023 00:00:00	33.3	21	25	40	37.5	8.0%	27.8
01/10/2023 01:00:00	37.5	14	17	50	39.5	29.4%	32.2
01/10/2023 02:00:00	35.0	5	6	45	42.5	16.7%	33.7
01/10/2023 03:00:00	40.0	2	2	40	37.5	50.0%	29.5
01/10/2023 04:00:00	0.0	0	0	0	0.0	0.0%	0.0
01/10/2023 05:00:00	37.5	3	4	40	37.5	50.0%	33.3
01/10/2023 06:00:00	37.5	5	6	40	37.5	33.3%	30.3
01/10/2023 07:00:00	35.0	10	12	45	40.0	16.7%	31.7
01/10/2023 08:00:00	43.3	22	26	50	42.0	42.3%	33.4
01/10/2023 09:00:00	38.7	41	48	45	38.3	37.5%	32.3
01/10/2023 10:00:00	38.3	103	121	50	40.4	23.1%	30.6
01/10/2023 11:00:00	38.9	106	125	50	39.5	29.6%	30.8
01/10/2023 12:00:00	37.2	147	173	50	38.8	22.5%	30.8

Incoming Summary  
Leighton Road

from Mon-Sep-11-2023-01-00-PM to Mon-Oct-09-2023-12-59-PM

01/10/2023 13:00:00	35.8	132	155	45	38.8	16.8%	29.9
01/10/2023 14:00:00	38.2	153	180	45	38.9	27.8%	31.4
01/10/2023 15:00:00	36.4	106	125	45	38.8	19.2%	30.0
01/10/2023 16:00:00	36.5	107	126	45	38.5	19.8%	30.8
01/10/2023 17:00:00	38.1	97	114	50	38.5	31.6%	31.2
01/10/2023 18:00:00	37.2	89	105	50	38.3	24.8%	30.9
01/10/2023 19:00:00	36.2	82	97	50	38.8	19.6%	29.9
01/10/2023 20:00:00	39.6	53	62	55	40.5	32.3%	32.1
01/10/2023 21:00:00	40.0	40	47	50	39.6	40.4%	32.4
01/10/2023 22:00:00	37.1	26	31	45	38.1	25.8%	30.8
01/10/2023 23:00:00	33.8	11	13	40	37.5	7.7%	28.4
02/10/2023 00:00:00	38.8	6	7	40	37.5	57.1%	33.7
02/10/2023 01:00:00	37.5	3	4	40	37.5	50.0%	34.8
02/10/2023 02:00:00	35.0	1	1	35	0.0	0.0%	32.0
02/10/2023 03:00:00	0.0	0	0	0	0.0	0.0%	0.0
02/10/2023 04:00:00	0.0	0	0	0	0.0	0.0%	0.0
02/10/2023 05:00:00	40.0	4	5	45	40.0	40.0%	33.0
02/10/2023 06:00:00	37.5	13	15	45	39.2	20.0%	31.9
02/10/2023 07:00:00	39.7	49	58	50	39.4	41.4%	33.1
02/10/2023 08:00:00	39.4	133	156	50	39.1	39.1%	32.6
02/10/2023 09:00:00	38.6	135	159	50	39.2	30.8%	31.9
02/10/2023 10:00:00	36.9	92	108	45	37.7	23.1%	29.9
02/10/2023 11:00:00	34.9	130	153	45	38.4	14.4%	29.1
02/10/2023 12:00:00	35.0	112	132	45	38.5	15.2%	29.7
02/10/2023 13:00:00	38.1	88	104	45	39.2	26.0%	29.6
02/10/2023 14:00:00	37.7	103	121	50	39.2	24.8%	31.1
02/10/2023 15:00:00	37.3	89	105	45	39.2	21.9%	30.9
02/10/2023 16:00:00	36.7	110	130	45	39.0	20.0%	30.2
02/10/2023 17:00:00	37.6	144	169	50	38.0	27.8%	30.8
02/10/2023 18:00:00	35.0	111	131	45	37.8	15.3%	30.1
02/10/2023 19:00:00	36.2	99	116	50	39.5	17.2%	30.0
02/10/2023 20:00:00	36.2	54	63	50	39.3	17.5%	30.4
02/10/2023 21:00:00	34.7	37	44	45	38.3	13.6%	30.2
02/10/2023 22:00:00	35.0	32	38	45	38.3	15.8%	29.3
02/10/2023 23:00:00	37.5	13	15	45	39.2	20.0%	30.1
03/10/2023 00:00:00	40.0	7	8	45	38.8	50.0%	34.6
03/10/2023 01:00:00	38.3	5	6	40	37.5	50.0%	32.8
03/10/2023 02:00:00	25.0	1	1	25	0.0	0.0%	22.0
03/10/2023 03:00:00	0.0	0	0	0	0.0	0.0%	0.0
03/10/2023 04:00:00	30.0	3	4	50	47.5	25.0%	32.3
03/10/2023 05:00:00	40.0	2	2	40	37.5	100.0%	37.0
03/10/2023 06:00:00	45.0	11	13	55	43.5	38.5%	35.2
03/10/2023 07:00:00	38.9	52	61	45	38.6	37.7%	31.9
03/10/2023 08:00:00	38.3	124	146	45	38.6	31.5%	31.8
03/10/2023 09:00:00	35.7	230	270	50	38.5	16.7%	29.9
03/10/2023 10:00:00	37.5	128	150	50	39.1	22.7%	30.8
03/10/2023 11:00:00	37.0	116	137	50	39.0	21.9%	31.4
03/10/2023 12:00:00	36.3	110	130	50	38.3	20.0%	30.3

Incoming Summary  
Leighton Road

from Mon-Sep-11-2023-01-00-PM to Mon-Oct-09-2023-12-59-PM

03/10/2023 13:00:00	38.6	116	136	50	39.7	26.5%	30.7
03/10/2023 14:00:00	37.7	113	133	50	38.4	27.8%	31.1
03/10/2023 15:00:00	38.0	129	152	50	38.3	31.6%	31.7
03/10/2023 16:00:00	37.6	129	152	50	39.4	23.0%	30.7
03/10/2023 17:00:00	38.6	149	175	50	39.2	30.9%	31.6
03/10/2023 18:00:00	38.5	140	165	50	38.9	31.5%	32.1
03/10/2023 19:00:00	37.6	155	182	50	38.6	25.8%	31.3
03/10/2023 20:00:00	36.5	77	91	50	39.2	19.8%	30.9
03/10/2023 21:00:00	35.7	40	47	45	38.1	17.0%	30.6
03/10/2023 22:00:00	36.7	39	46	50	38.5	21.7%	30.2
03/10/2023 23:00:00	37.1	26	30	40	37.5	23.3%	31.3
04/10/2023 00:00:00	36.7	11	13	40	37.5	23.1%	30.5
04/10/2023 01:00:00	32.5	3	4	35	0.0	0.0%	27.3
04/10/2023 02:00:00	38.8	5	6	40	37.5	66.7%	35.5
04/10/2023 03:00:00	40.0	1	1	40	37.5	100.0%	37.0
04/10/2023 04:00:00	0.0	0	0	0	0.0	0.0%	0.0
04/10/2023 05:00:00	50.0	3	3	50	47.5	33.3%	35.3
04/10/2023 06:00:00	40.0	8	10	45	39.2	60.0%	35.5
04/10/2023 07:00:00	39.3	53	62	50	39.5	35.5%	31.8
04/10/2023 08:00:00	38.9	150	176	45	38.8	34.1%	32.4
04/10/2023 09:00:00	38.4	130	153	55	39.8	27.5%	31.8
04/10/2023 10:00:00	37.7	119	140	45	39.0	24.3%	30.5
04/10/2023 11:00:00	37.4	126	148	50	38.4	25.0%	31.1
04/10/2023 12:00:00	36.0	130	153	55	39.0	17.6%	30.0
04/10/2023 13:00:00	36.4	122	144	45	38.2	20.1%	29.1
04/10/2023 14:00:00	33.4	139	163	40	37.5	7.4%	28.1
04/10/2023 15:00:00	34.7	95	112	50	38.5	13.4%	29.3
04/10/2023 16:00:00	39.0	115	135	50	39.6	28.9%	32.1
04/10/2023 17:00:00	37.3	146	172	45	38.8	23.3%	30.8
04/10/2023 18:00:00	38.2	154	181	50	38.9	29.3%	32.0
04/10/2023 19:00:00	37.5	139	163	45	38.4	25.2%	31.1
04/10/2023 20:00:00	37.3	67	79	50	38.8	24.1%	30.5
04/10/2023 21:00:00	38.1	34	40	50	39.3	27.5%	31.2
04/10/2023 22:00:00	39.2	41	48	45	39.0	35.4%	32.1
04/10/2023 23:00:00	35.0	17	20	45	39.2	15.0%	30.0
05/10/2023 00:00:00	37.5	15	18	50	41.3	22.2%	30.2
05/10/2023 01:00:00	38.8	8	9	40	37.5	44.4%	33.1
05/10/2023 02:00:00	30.0	1	1	30	0.0	0.0%	27.0
05/10/2023 03:00:00	0.0	0	0	0	0.0	0.0%	0.0
05/10/2023 04:00:00	40.0	1	1	40	37.5	100.0%	37.0
05/10/2023 05:00:00	47.5	6	7	50	41.5	71.4%	38.4
05/10/2023 06:00:00	38.3	9	11	40	37.5	54.5%	34.1
05/10/2023 07:00:00	40.7	43	51	50	40.4	37.3%	32.4
05/10/2023 08:00:00	37.9	137	161	45	38.4	29.2%	31.9
05/10/2023 09:00:00	37.3	156	183	50	38.8	23.0%	30.6
05/10/2023 10:00:00	35.4	131	154	45	37.9	16.2%	30.1
05/10/2023 11:00:00	36.5	102	120	45	38.8	19.2%	30.2
05/10/2023 12:00:00	37.4	95	112	50	38.6	25.0%	30.7

Incoming Summary  
Leighton Road

from Mon-Sep-11-2023-01-00-PM to Mon-Oct-09-2023-12-59-PM

05/10/2023 13:00:00	37.5	122	143	50	38.8	23.8%	30.7
05/10/2023 14:00:00	38.4	102	120	50	39.2	29.2%	31.4
05/10/2023 15:00:00	37.6	127	149	45	38.1	26.8%	30.1
05/10/2023 16:00:00	38.1	138	162	50	38.7	28.4%	31.5
05/10/2023 17:00:00	38.0	155	182	50	39.1	25.3%	31.0
05/10/2023 18:00:00	38.2	150	177	50	39.1	28.8%	31.4
05/10/2023 19:00:00	38.0	130	153	45	38.5	28.8%	31.4
05/10/2023 20:00:00	38.8	65	76	50	39.9	27.6%	32.0
05/10/2023 21:00:00	36.2	63	74	45	38.2	18.9%	29.9
05/10/2023 22:00:00	37.9	27	32	45	38.6	28.1%	30.8
05/10/2023 23:00:00	35.8	30	35	40	37.5	17.1%	29.5
06/10/2023 00:00:00	37.5	16	19	45	38.5	26.3%	31.3
06/10/2023 01:00:00	42.5	6	7	45	40.8	42.9%	33.0
06/10/2023 02:00:00	40.0	3	3	40	37.5	33.3%	27.0
06/10/2023 03:00:00	0.0	0	0	0	0.0	0.0%	0.0
06/10/2023 04:00:00	45.0	1	1	45	42.5	100.0%	42.0
06/10/2023 05:00:00	40.0	4	5	45	39.2	60.0%	36.0
06/10/2023 06:00:00	40.0	10	12	45	38.8	66.7%	36.3
06/10/2023 07:00:00	39.1	35	41	55	40.5	36.6%	33.4
06/10/2023 08:00:00	38.1	132	155	50	38.9	28.4%	31.5
06/10/2023 09:00:00	39.1	124	146	50	39.8	30.8%	32.0
06/10/2023 10:00:00	36.8	96	113	45	38.3	21.2%	30.7
06/10/2023 11:00:00	36.7	113	133	45	38.4	21.1%	30.5
06/10/2023 12:00:00	35.3	123	145	45	38.4	15.9%	29.6
06/10/2023 13:00:00	36.2	137	161	45	37.7	19.3%	30.0
06/10/2023 14:00:00	37.9	133	156	45	38.6	26.9%	30.7
06/10/2023 15:00:00	38.0	138	162	50	39.2	25.3%	30.8
06/10/2023 16:00:00	37.1	158	186	50	38.5	23.1%	30.5
06/10/2023 17:00:00	39.2	146	172	50	39.1	38.4%	32.6
06/10/2023 18:00:00	38.1	144	170	50	39.4	26.5%	30.9
06/10/2023 19:00:00	38.9	122	144	50	39.0	34.0%	32.4
06/10/2023 20:00:00	38.5	94	110	50	39.2	30.0%	31.5
06/10/2023 21:00:00	37.3	60	70	50	39.2	21.4%	30.3
06/10/2023 22:00:00	36.9	39	46	45	38.5	21.7%	30.7
06/10/2023 23:00:00	42.0	31	37	55	42.1	35.1%	33.2
07/10/2023 00:00:00	45.0	12	14	50	43.8	28.6%	33.2
07/10/2023 01:00:00	38.8	9	11	45	38.5	45.5%	33.0
07/10/2023 02:00:00	37.5	5	6	40	37.5	33.3%	31.3
07/10/2023 03:00:00	35.0	5	6	45	42.5	16.7%	29.8
07/10/2023 04:00:00	40.0	2	2	40	37.5	50.0%	32.0
07/10/2023 05:00:00	37.5	4	5	40	37.5	40.0%	32.2
07/10/2023 06:00:00	40.0	6	7	45	38.8	57.1%	34.1
07/10/2023 07:00:00	36.0	22	26	40	37.5	19.2%	29.3
07/10/2023 08:00:00	37.5	40	47	45	37.9	27.7%	31.2
07/10/2023 09:00:00	39.2	79	93	50	39.6	31.2%	31.0
07/10/2023 10:00:00	37.7	121	142	55	39.4	24.6%	31.4
07/10/2023 11:00:00	37.5	125	147	50	39.3	22.4%	30.5
07/10/2023 12:00:00	38.2	144	170	45	38.7	30.6%	32.0

Incoming Summary  
Leighton Road

from Mon-Sep-11-2023-01-00-PM to Mon-Oct-09-2023-12-59-PM

07/10/2023 13:00:00	36.9	151	178	50	39.0	20.8%	29.8
07/10/2023 14:00:00	37.6	133	157	45	39.1	23.6%	30.3
07/10/2023 15:00:00	36.7	108	127	50	38.4	21.3%	30.3
07/10/2023 16:00:00	36.2	123	145	50	38.0	19.3%	30.4
07/10/2023 17:00:00	37.9	124	146	45	38.5	28.8%	31.7
07/10/2023 18:00:00	34.9	88	103	45	37.9	13.6%	29.8
07/10/2023 19:00:00	37.9	84	99	50	39.4	26.3%	31.0
07/10/2023 20:00:00	38.2	49	58	45	38.6	31.0%	32.7
07/10/2023 21:00:00	38.9	34	40	50	39.4	32.5%	31.8
07/10/2023 22:00:00	36.7	34	40	40	37.5	22.5%	30.0
07/10/2023 23:00:00	40.0	36	42	55	41.7	28.6%	32.5
08/10/2023 00:00:00	38.8	18	21	50	40.0	28.6%	31.7
08/10/2023 01:00:00	38.8	4	5	40	37.5	80.0%	36.2
08/10/2023 02:00:00	42.5	4	5	45	40.0	80.0%	38.0
08/10/2023 03:00:00	45.0	3	3	45	42.5	33.3%	35.3
08/10/2023 04:00:00	40.0	3	4	45	39.2	75.0%	35.8
08/10/2023 05:00:00	37.5	3	4	40	37.5	50.0%	32.0
08/10/2023 06:00:00	40.0	3	3	40	37.5	33.3%	32.0
08/10/2023 07:00:00	38.8	16	19	45	39.2	31.6%	31.7
08/10/2023 08:00:00	41.0	20	24	45	40.0	41.7%	34.0
08/10/2023 09:00:00	38.9	48	57	50	40.3	28.1%	31.1
08/10/2023 10:00:00	38.8	88	103	55	39.3	33.0%	32.0
08/10/2023 11:00:00	37.6	142	167	55	39.0	25.1%	30.6
08/10/2023 12:00:00	36.3	126	148	45	37.8	19.6%	30.0
08/10/2023 13:00:00	37.7	105	123	45	38.8	24.4%	30.4
08/10/2023 14:00:00	36.7	145	171	45	39.0	19.9%	30.1
08/10/2023 15:00:00	36.1	129	152	45	38.4	18.4%	29.6
08/10/2023 16:00:00	37.2	115	135	45	38.1	24.4%	30.9
08/10/2023 17:00:00	38.1	122	143	55	39.0	28.7%	31.3
08/10/2023 18:00:00	38.8	100	118	50	39.3	30.5%	31.8
08/10/2023 19:00:00	39.3	72	85	50	40.9	22.4%	31.3
08/10/2023 20:00:00	37.5	63	74	45	38.3	25.7%	31.0
08/10/2023 21:00:00	40.8	28	33	45	40.2	33.3%	33.0
08/10/2023 22:00:00	40.0	20	23	45	41.3	17.4%	30.5
08/10/2023 23:00:00	36.7	16	19	45	38.8	21.1%	30.9
09/10/2023 00:00:00	40.0	13	15	45	40.0	26.7%	31.2
09/10/2023 01:00:00	40.0	2	2	40	37.5	50.0%	34.5
09/10/2023 02:00:00	35.0	3	3	35	0.0	0.0%	30.7
09/10/2023 03:00:00	45.0	3	3	45	40.8	100.0%	40.3
09/10/2023 04:00:00	0.0	0	0	0	0.0	0.0%	0.0
09/10/2023 05:00:00	45.0	2	2	45	40.0	100.0%	39.5
09/10/2023 06:00:00	39.0	15	18	45	38.9	38.9%	32.2
09/10/2023 07:00:00	38.2	35	41	45	38.3	31.7%	32.2
09/10/2023 08:00:00	38.2	154	181	50	38.4	32.0%	31.8
09/10/2023 09:00:00	39.0	122	143	45	39.0	33.6%	31.7
09/10/2023 10:00:00	36.8	112	132	45	39.2	19.7%	29.9
09/10/2023 11:00:00	37.0	108	127	55	39.9	19.7%	30.6
09/10/2023 12:00:00	37.1	139	163	50	38.8	22.1%	30.3

09/10/2023 13:00:00	30.0	14	17	35	0.0	0.0%	27.4
---------------------	------	----	----	----	-----	------	------



Day/Time Ending	85th pctl (MPH)	85th pctl cnts	Total Cnts	Max Speed	Avg Speeder	% Speeders	Avg Speed
12/09/2023 00:00:00	38.3	845	994	55	39.2	28.2%	31.6
13/09/2023 00:00:00	37.7	1712	2014	50	38.7	26.1%	31.1
14/09/2023 00:00:00	37.9	1845	2171	60	38.9	27.1%	31.1
15/09/2023 00:00:00	38.1	1842	2167	55	39.0	27.6%	31.4
16/09/2023 00:00:00	38.3	1887	2220	50	39.0	28.3%	31.5
17/09/2023 00:00:00	37.8	1567	1843	55	39.0	26.0%	31.2
18/09/2023 00:00:00	37.6	1375	1618	55	38.9	24.6%	30.9
19/09/2023 00:00:00	37.7	1774	2087	55	38.9	25.5%	31.0
20/09/2023 00:00:00	38.1	1814	2134	60	39.0	27.6%	31.2
21/09/2023 00:00:00	37.0	1574	1852	60	38.9	21.8%	30.4
22/09/2023 00:00:00	38.0	1768	2080	55	39.1	26.2%	31.1
23/09/2023 00:00:00	38.0	1788	2104	60	38.9	27.6%	31.4
24/09/2023 00:00:00	38.1	1572	1849	55	38.9	28.4%	31.5
25/09/2023 00:00:00	37.9	1371	1613	60	39.1	25.9%	30.9
26/09/2023 00:00:00	37.8	1730	2035	55	38.9	25.9%	31.0
27/09/2023 00:00:00	37.8	1829	2152	55	39.0	25.5%	31.1
28/09/2023 00:00:00	37.9	1801	2119	55	39.0	26.1%	30.9
29/09/2023 00:00:00	37.8	1801	2119	55	39.0	25.6%	31.0
30/09/2023 00:00:00	37.7	1901	2237	55	38.9	25.3%	31.1
01/10/2023 00:00:00	37.7	1574	1852	55	39.0	24.6%	30.9
02/10/2023 00:00:00	37.8	1362	1602	55	39.1	25.2%	30.9
03/10/2023 00:00:00	37.4	1560	1835	50	38.8	23.5%	30.6
04/10/2023 00:00:00	37.7	1906	2242	55	38.8	25.4%	31.1
05/10/2023 00:00:00	37.5	1811	2131	55	38.9	24.3%	30.8
06/10/2023 00:00:00	37.7	1812	2132	50	38.8	25.8%	31.0
07/10/2023 00:00:00	38.0	1861	2189	55	39.1	26.8%	31.2
08/10/2023 00:00:00	37.6	1545	1818	55	38.9	24.8%	30.9
09/10/2023 00:00:00	37.8	1388	1633	55	39.0	25.4%	30.9
09/10/2023 12:59:59	37.9	707	832	55	38.9	26.3%	31.0

Incoming Weekly Counts  
Leighton Road

from Mon-Sep-11-2023-01-00-PM to Mon-Oct-09-2023-12-59-PM

	11/09/2023	to	17/09/2023							
	Monday	Tuesday	Wednesday	Thursday	Friday	Saturday	Sunday	Week	Weekend	Week Day 85%
Hour	11/09/2023	12/09/2023	13/09/2023	14/09/2023	15/09/2023	16/09/2023	17/09/2023	Day Avg	Avg	Avg Speed
0 - 1	*	11	8	4	7	6	13	7.5	9.5	37.7
1 - 2	*	1	1	6	1	2	7	2.25	4.5	37.5
2 - 3	*	2	0	0	0	2	7	0.5	4.5	40
3 - 4	*	12	3	5	3	4	5	5.75	4.5	43.75
4 - 5	*	15	1	2	9	3	1	6.75	2	38.45
5 - 6	*	16	17	23	13	6	5	17.25	5.5	40.85
6 - 7	*	52	57	67	56	28	12	58	20	39.38
7 - 8	*	159	163	188	148	46	18	164.5	32	39.08
8 - 9	*	159	183	146	149	89	57	159.25	73	38.67
9 - 10	*	128	123	139	150	138	106	135	122	37.62
10 - 11	*	132	129	126	136	157	144	130.75	150.5	37.43
11 - 12	*	117	140	135	146	163	142	134.5	152.5	37.12
12 - 13	*	126	143	140	141	145	164	137.5	154.5	36.9
13 - 14	18	106	113	127	140	153	188	100.8	170.5	36.26
14 - 15	132	143	147	152	151	152	127	145	139.5	37.88
15 - 16	146	168	180	168	156	151	123	163.6	137	37.7
16 - 17	154	159	195	176	188	147	114	174.4	130.5	38.64
17 - 18	186	150	164	164	172	118	102	167.2	110	37.56
18 - 19	129	118	136	141	140	128	107	132.8	117.5	38.36
19 - 20	91	100	121	108	127	62	86	109.4	74	37.08
20 - 21	60	63	51	68	73	55	32	63	43.5	37.42
21 - 22	42	40	47	37	48	45	25	42.8	35	37.7
22 - 23	26	27	30	31	48	25	23	32.4	24	36.72
23 - 24	10	10	19	14	18	18	10	14.2	14	35.84
Totals	994	2014	2171	2167	2220	1843	1618			
% of Total	7.63%	15.46%	16.67%	16.63%	17.04%	14.15%	12.42%			

Incoming Weekly Counts  
Leighton Road

from Mon-Sep-11-2023-01-00-PM to Mon-Oct-09-2023-12-59-PM

	18/09/2023	to	24/09/2023							
	Monday	Tuesday	Wednesday	Thursday	Friday	Saturday	Sunday	Week	Weekend	Week Day 85%
Hour	18/09/2023	19/09/2023	20/09/2023	21/09/2023	22/09/2023	23/09/2023	24/09/2023	Day Avg	Avg	Avg Speed
0 - 1	2	3	1	4	8	13	20	3.6	16.5	38
1 - 2	4	1	1	9	4	5	13	3.8	9	40
2 - 3	0	1	3	2	1	2	9	1.4	5.5	38.75
3 - 4	2	4	2	0	2	1	5	2	3	45
4 - 5	4	4	4	7	5	2	3	4.8	2.5	37.5
5 - 6	12	13	18	20	12	8	5	15	6.5	39.14
6 - 7	44	68	63	52	53	19	16	56	17.5	38.66
7 - 8	158	184	179	164	164	59	20	169.8	39.5	38.84
8 - 9	148	195	169	141	156	89	43	161.8	66	38.58
9 - 10	149	114	131	123	122	117	79	127.8	98	37.9
10 - 11	117	129	132	131	137	166	138	129.2	152	36.64
11 - 12	155	120	141	117	139	165	126	134.4	145.5	36.96
12 - 13	130	142	121	158	129	189	167	136	178	37.42
13 - 14	119	125	128	136	154	147	197	132.4	172	37.54
14 - 15	131	129	94	112	140	146	143	121.2	144.5	37.32
15 - 16	165	133	115	162	181	145	148	151.2	146.5	37.32
16 - 17	187	183	152	191	196	129	140	181.8	134.5	37.36
17 - 18	163	183	128	183	160	127	109	163.4	118	37.42
18 - 19	169	145	96	141	119	111	85	134	98	37.76
19 - 20	112	102	61	84	87	80	54	89.2	67	36.16
20 - 21	41	64	47	49	43	39	41	48.8	40	36.24
21 - 22	38	51	29	38	49	33	32	41	32.5	35.68
22 - 23	25	27	31	41	22	36	17	29.2	26.5	36.54
23 - 24	12	14	6	15	21	21	3	13.6	12	38.04
Totals	2087	2134	1852	2080	2104	1849	1613			
% of Total	15.21%	15.56%	13.5%	15.16%	15.34%	13.48%	11.76%			

Incoming Weekly Counts  
Leighton Road

from Mon-Sep-11-2023-01-00-PM to Mon-Oct-09-2023-12-59-PM

	25/09/2023	to	01/10/2023							
	Monday	Tuesday	Wednesday	Thursday	Friday	Saturday	Sunday	Week	Weekend	Week Day 85%
Hour	25/09/2023	26/09/2023	27/09/2023	28/09/2023	29/09/2023	30/09/2023	01/10/2023	Day Avg	Avg	Avg Speed
0 - 1	5	5	0	2	6	10	17	3.6	13.5	36.25
1 - 2	1	3	10	2	3	4	6	3.8	5	35.8
2 - 3	9	3	1	3	2	8	2	3.6	5	35
3 - 4	3	2	3	7	3	2	0	3.6	1	43
4 - 5	4	0	2	3	2	2	4	2.2	3	39.38
5 - 6	16	17	16	15	10	8	6	14.8	7	39.54
6 - 7	49	58	63	61	55	30	12	57.2	21	39.7
7 - 8	168	177	166	163	168	44	26	168.4	35	38.66
8 - 9	128	170	155	161	157	84	48	154.2	66	38.46
9 - 10	116	144	140	116	134	114	121	130	117.5	37.5
10 - 11	140	126	140	126	133	147	125	133	136	35.96
11 - 12	138	130	112	123	151	155	173	130.8	164	36.78
12 - 13	131	135	150	126	163	200	155	141	177.5	37.28
13 - 14	150	119	139	144	152	167	180	140.8	173.5	37.28
14 - 15	134	130	116	140	130	152	125	130	138.5	37.5
15 - 16	132	170	166	175	182	133	126	165	129.5	37.3
16 - 17	177	154	170	200	202	139	114	180.6	126.5	37.62
17 - 18	179	191	142	179	186	153	105	175.4	129	38.14
18 - 19	140	155	155	130	151	79	97	146.2	88	38.38
19 - 20	93	114	112	121	99	99	62	107.8	80.5	37.06
20 - 21	53	60	56	52	59	41	47	56	44	37.62
21 - 22	33	60	53	33	31	26	31	42	28.5	37.92
22 - 23	28	20	30	21	31	30	13	26	21.5	36.08
23 - 24	8	9	22	16	27	25	7	16.4	16	37.1
Totals	2035	2152	2119	2119	2237	1852	1602			
% of Total	14.42%	15.25%	15.01%	15.01%	15.85%	13.12%	11.35%			

Incoming Weekly Counts  
Leighton Road

from Mon-Sep-11-2023-01-00-PM to Mon-Oct-09-2023-12-59-PM

	02/10/2023	to	08/10/2023							
	Monday	Tuesday	Wednesday	Thursday	Friday	Saturday	Sunday	Week	Weekend	Week Day 85%
Hour	02/10/2023	03/10/2023	04/10/2023	05/10/2023	06/10/2023	07/10/2023	08/10/2023	Day Avg	Avg	Avg Speed
0 - 1	4	6	4	9	7	11	5	6	8	37.92
1 - 2	1	1	6	1	3	6	5	2.4	5.5	33.76
2 - 3	0	0	1	0	0	6	3	0.2	4.5	40
3 - 4	0	4	0	1	1	2	4	1.2	3	38.33
4 - 5	5	2	3	7	5	5	4	4.4	4.5	43.5
5 - 6	15	13	10	11	12	7	3	12.2	5	40.16
6 - 7	58	61	62	51	41	26	19	54.6	22.5	39.54
7 - 8	156	146	176	161	155	47	24	158.8	35.5	38.52
8 - 9	159	270	153	183	146	93	57	182.2	75	37.82
9 - 10	108	150	140	154	113	142	103	133	122.5	36.86
10 - 11	153	137	148	120	133	147	167	138.2	157	36.5
11 - 12	132	130	153	112	145	170	148	134.4	159	36
12 - 13	104	136	144	143	161	178	123	137.6	150.5	37.36
13 - 14	121	133	163	120	156	157	171	138.6	164	37.02
14 - 15	105	152	112	149	162	127	152	136	139.5	37.12
15 - 16	130	152	135	162	186	145	135	153	140	37.7
16 - 17	169	175	172	182	172	146	143	174	144.5	38.14
17 - 18	131	165	181	177	170	103	118	164.8	110.5	37.6
18 - 19	116	182	163	153	144	99	85	151.6	92	37.64
19 - 20	63	91	79	76	110	58	74	83.8	66	37.46
20 - 21	44	47	40	74	70	40	33	55	36.5	36.4
21 - 22	38	46	48	32	46	40	23	42	31.5	37.14
22 - 23	15	30	20	35	37	42	19	27.4	30.5	37.48
23 - 24	8	13	18	19	14	21	15	14.4	18	39.34
Totals	1835	2242	2131	2132	2189	1818	1633			
% of Total	13.13%	16.04%	15.24%	15.25%	15.66%	13%	11.68%			

Incoming Weekly Counts  
Leighton Road

from Mon-Sep-11-2023-01-00-PM to Mon-Oct-09-2023-12-59-PM

	09/10/2023	to	15/10/2023							
	Monday	Tuesday	Wednesday	Thursday	Friday	Saturday	Sunday	Week	Weekend	Week Day 85%
Hour	09/10/2023	10/10/2023	11/10/2023	12/10/2023	13/10/2023	14/10/2023	15/10/2023	Day Avg	Avg	Avg Speed
0 - 1	2	*	*	*	*	*	*	2	0	40
1 - 2	3	*	*	*	*	*	*	3	0	35
2 - 3	3	*	*	*	*	*	*	3	0	45
3 - 4	0	*	*	*	*	*	*	0	0	0
4 - 5	2	*	*	*	*	*	*	2	0	45
5 - 6	18	*	*	*	*	*	*	18	0	39
6 - 7	41	*	*	*	*	*	*	41	0	38.2
7 - 8	181	*	*	*	*	*	*	181	0	38.2
8 - 9	143	*	*	*	*	*	*	143	0	39
9 - 10	132	*	*	*	*	*	*	132	0	36.8
10 - 11	127	*	*	*	*	*	*	127	0	37
11 - 12	163	*	*	*	*	*	*	163	0	37.1
12 - 13	17	*	*	*	*	*	*	17	0	30
13 - 14	*	*	*	*	*	*	*	0	0	0
14 - 15	*	*	*	*	*	*	*	0	0	0
15 - 16	*	*	*	*	*	*	*	0	0	0
16 - 17	*	*	*	*	*	*	*	0	0	0
17 - 18	*	*	*	*	*	*	*	0	0	0
18 - 19	*	*	*	*	*	*	*	0	0	0
19 - 20	*	*	*	*	*	*	*	0	0	0
20 - 21	*	*	*	*	*	*	*	0	0	0
21 - 22	*	*	*	*	*	*	*	0	0	0
22 - 23	*	*	*	*	*	*	*	0	0	0
23 - 24	*	*	*	*	*	*	*	0	0	0
Totals	832	0	0	0	0	0	0			
% of Total	100%	0%	0%	0%	0%	0%	0%			

Incoming Monthly Counts  
Leighton Road

from Mon-Sep-11-2023-01-00-PM to Mon-Oct-09-2023-12-59-PM

Hour	Sep 2023							Week Day Avg	Weekend Avg	Week Day 85% Avg Speed
	Monday	Tuesday	Wednesday	Thursday	Friday	Saturday	Sunday			
0 - 1	7	19	9	10	21	29	33	13.2	31	38.34
1 - 2	5	5	12	17	8	11	20	9.4	15.5	37.52
2 - 3	9	6	4	5	3	12	16	5.4	14	37.16
3 - 4	5	18	8	12	8	7	10	10.2	8.5	42.16
4 - 5	8	19	7	12	16	7	4	12.4	5.5	40.44
5 - 6	28	46	51	58	35	22	10	43.6	16	39.7
6 - 7	93	178	183	180	164	77	28	159.6	52.5	39.1
7 - 8	326	520	508	515	480	149	38	469.8	93.5	38.74
8 - 9	276	524	507	448	462	262	100	443.4	181	38.54
9 - 10	265	386	394	378	406	369	185	365.8	277	37.7
10 - 11	257	387	401	383	406	470	282	366.8	376	36.74
11 - 12	293	367	393	375	436	483	268	372.8	375.5	36.96
12 - 13	261	403	414	424	433	534	331	387	432.5	37.2
13 - 14	287	350	380	407	446	467	385	374	426	37.32
14 - 15	397	402	357	404	421	450	270	396.2	360	37.62
15 - 16	443	471	461	505	519	429	271	479.8	350	37.54
16 - 17	518	496	517	567	586	415	254	536.8	334.5	37.94
17 - 18	528	524	434	526	518	398	211	506	304.5	37.8
18 - 19	438	418	387	412	410	318	192	413	255	38.22
19 - 20	296	316	294	313	313	241	140	306.4	190.5	36.94
20 - 21	154	187	154	169	175	135	73	167.8	104	37.18
21 - 22	113	151	129	108	128	104	57	125.8	80.5	37.8
22 - 23	79	74	91	93	101	91	40	87.6	65.5	36.46
23 - 24	30	33	47	45	66	64	13	44.2	38.5	37.12
Totals	5116	6300	6142	6366	6561	5544	3231			
% of Total	13.03%	16.05%	15.64%	16.21%	16.71%	14.12%	8.23%			

Incoming Monthly Counts  
Leighton Road

from Mon-Sep-11-2023-01-00-PM to Mon-Oct-09-2023-12-59-PM

	Oct 2023									
Hour	Monday	Tuesday	Wednesday	Thursday	Friday	Saturday	Sunday	Week Day Avg	Weekend Avg	Week Day 85% Avg Speed
0 - 1	6	6	4	9	7	11	22	6.4	16.5	38.08
1 - 2	4	1	6	1	3	6	11	3	8.5	33.42
2 - 3	3	0	1	0	0	6	5	0.8	5.5	42.5
3 - 4	0	4	0	1	1	2	4	1.2	3	38.33
4 - 5	7	2	3	7	5	5	8	4.8	6.5	44
5 - 6	33	13	10	11	12	7	9	15.8	8	40.38
6 - 7	99	61	62	51	41	26	31	62.8	28.5	39.42
7 - 8	337	146	176	161	155	47	50	195	48.5	38.38
8 - 9	302	270	153	183	146	93	105	210.8	99	37.86
9 - 10	240	150	140	154	113	142	224	159.4	183	36.84
10 - 11	280	137	148	120	133	147	292	163.6	219.5	36.68
11 - 12	295	130	153	112	145	170	321	167	245.5	36.28
12 - 13	121	136	144	143	161	178	278	141	228	37.24
13 - 14	121	133	163	120	156	157	351	138.6	254	37.02
14 - 15	105	152	112	149	162	127	277	136	202	37.12
15 - 16	130	152	135	162	186	145	261	153	203	37.7
16 - 17	169	175	172	182	172	146	257	174	201.5	38.14
17 - 18	131	165	181	177	170	103	223	164.8	163	37.6
18 - 19	116	182	163	153	144	99	182	151.6	140.5	37.64
19 - 20	63	91	79	76	110	58	136	83.8	97	37.46
20 - 21	44	47	40	74	70	40	80	55	60	36.4
21 - 22	38	46	48	32	46	40	54	42	47	37.14
22 - 23	15	30	20	35	37	42	32	27.4	37	37.48
23 - 24	8	13	18	19	14	21	22	14.4	21.5	39.34
Totals	2667	2242	2131	2132	2189	1818	3235			
% of Total	16.25%	13.66%	12.98%	12.99%	13.34%	11.08%	19.71%			



Incoming Weekly Speeds  
Leighton Road

from Mon-Sep-11-2023-01-00-PM to Mon-Oct-09-2023-12-59-PM

	11/09/2023	to	17/09/2023							
	Monday	Tuesday	Wednesday	Thursday	Friday	Saturday	Sunday	Week	Weekend	Week Day 85%
Hour	11/09/2023	12/09/2023	13/09/2023	14/09/2023	15/09/2023	16/09/2023	17/09/2023	Day Avg	Avg	Avg Speed
0 - 1	*	33.09	32.12	35	30.57	36.17	35.23	32.5	35.53	37.7
1 - 2	*	37	32	38	32	29.5	30.57	36.56	30.33	37.5
2 - 3	*	34.5	0	0	0	37	29.14	34.5	30.89	40
3 - 4	*	32.67	33.67	35	37	33.5	31.2	33.87	32.22	43.75
4 - 5	*	32.53	32	34.5	33.89	32	32	33.11	32	38.45
5 - 6	*	33.31	35.35	34.65	33.38	36.33	33	34.28	34.82	40.85
6 - 7	*	33.73	32.95	33.61	34.59	34.29	31.25	33.71	33.37	39.38
7 - 8	*	32.44	31.73	32.05	33.01	33.35	38.5	32.28	34.8	39.08
8 - 9	*	32.73	31.68	31.88	32.75	32.89	33.86	32.24	33.27	38.67
9 - 10	*	30.83	29.51	32.21	31.12	31.41	31.72	30.96	31.55	37.62
10 - 11	*	31.5	30	30	31.47	30.76	29.9	30.76	30.35	37.43
11 - 12	*	31.24	30.75	30.3	30.55	30.36	30.4	30.69	30.38	37.12
12 - 13	*	30.05	30.71	30.14	30.45	31.25	30.37	30.35	30.78	36.9
13 - 14	28.56	30.34	30.3	29.65	30.69	30.61	30.64	30.19	30.63	36.26
14 - 15	31.98	31.11	31.14	31.09	30.25	30.66	31.69	31.09	31.13	37.88
15 - 16	31.67	29.58	31.64	31.83	31.12	30.82	30.17	31.16	30.53	37.7
16 - 17	31.9	31.3	31.57	32.15	30.96	31.35	29.82	31.56	30.68	38.64
17 - 18	31.18	30.89	31.05	32.09	31.46	31.3	31.64	31.34	31.45	37.56
18 - 19	31.64	30.77	31.49	32.18	31.74	31.01	30.7	31.59	30.87	38.36
19 - 20	31.62	30.6	29.86	30.57	31.16	32.44	30.66	30.73	31.41	37.08
20 - 21	31.42	30.13	32.14	28.44	33.33	31.76	30.16	31.08	31.17	37.42
21 - 22	32.05	28.52	31	32.27	32.08	30.29	31.36	31.21	30.67	37.7
22 - 23	31.5	28.37	32.27	28.65	30.54	28.48	29.83	30.29	29.12	36.72
23 - 24	31.7	29.2	26.74	32.86	31.11	33	30.6	30.1	32.14	35.84
Totals	31.6	31.1	31.1	31.4	31.5	31.2	30.9			
% of Total	14.44%	14.21%	14.21%	14.35%	14.4%	14.26%	14.12%			

Incoming Weekly Speeds  
Leighton Road

from Mon-Sep-11-2023-01-00-PM to Mon-Oct-09-2023-12-59-PM

	18/09/2023	to	24/09/2023							
	Monday	Tuesday	Wednesday	Thursday	Friday	Saturday	Sunday	Week	Weekend	Week Day 85%
Hour	18/09/2023	19/09/2023	20/09/2023	21/09/2023	22/09/2023	23/09/2023	24/09/2023	Day Avg	Avg	Avg Speed
0 - 1	34.5	33.67	37	29.75	29	32.92	31	31	31.76	38
1 - 2	32	37	42	32.67	29.5	33.2	31.46	32.58	31.94	40
2 - 3	0	37	35.67	29.5	37	37	30.44	34.29	31.64	38.75
3 - 4	37.5	35.75	39.5	0	39.5	32	30.2	37.6	30.5	45
4 - 5	26	34.5	37	35.71	34.2	29.5	33.67	33.79	32	37.5
5 - 6	33.67	32.92	33	30.9	33.33	36.5	35.2	32.59	36	39.14
6 - 7	31.68	32.03	33.51	32.63	33.13	33.84	35.31	32.63	34.51	38.66
7 - 8	31.14	33.84	32.15	31.02	32.02	33.54	32.45	32.08	33.27	38.84
8 - 9	31.04	31.04	31.7	32.33	33.06	33.62	32.44	31.79	33.23	38.58
9 - 10	30.75	30.7	29.92	31	32.49	31.5	32.1	30.95	31.74	37.9
10 - 11	29.7	30.62	31.45	30.36	30.01	31.22	30.3	30.44	30.8	36.64
11 - 12	30.43	30.25	29.52	30.79	30.34	30.65	30.79	30.25	30.71	36.96
12 - 13	30.38	31.01	30.67	30.49	30.54	30.52	30.41	30.62	30.47	37.42
13 - 14	30.73	30.51	30.2	30.26	32.06	31.69	30.3	30.8	30.9	37.54
14 - 15	31.14	31.26	30.56	30.42	30.78	31.37	31.03	30.86	31.2	37.32
15 - 16	31.52	30.7	29.98	31.37	31.1	31.5	30.55	31.01	31.02	37.32
16 - 17	30.76	31.26	29.38	31.32	32.17	31.84	30.36	31.05	31.07	37.36
17 - 18	32.1	31.35	29.3	31.4	30.73	31.24	29.98	31.07	30.66	37.42
18 - 19	31.37	31.78	30.57	33.04	30.53	31.93	30.76	31.55	31.42	37.76
19 - 20	30.99	30.44	27.92	30.39	30.62	29.51	32.63	30.26	30.77	36.16
20 - 21	32.39	29.73	27.21	28.69	31.63	30.56	32.93	29.82	31.78	36.24
21 - 22	29.82	30.16	26.21	32.16	31.88	30.42	29.66	30.32	30.05	35.68
22 - 23	32.28	32.04	27.94	28.78	29.64	31.42	32.47	29.93	31.75	36.54
23 - 24	32	28.71	31.33	32.73	31.05	32.62	27	31.13	31.92	38.04
Totals	31	31.2	30.4	31.1	31.4	31.4	30.9			
% of Total	14.26%	14.35%	13.98%	14.31%	14.44%	14.44%	14.21%			

Incoming Weekly Speeds  
Leighton Road

from Mon-Sep-11-2023-01-00-PM to Mon-Oct-09-2023-12-59-PM

	25/09/2023	to	01/10/2023							
	Monday	Tuesday	Wednesday	Thursday	Friday	Saturday	Sunday	Week	Weekend	Week Day 85%
Hour	25/09/2023	26/09/2023	27/09/2023	28/09/2023	29/09/2023	30/09/2023	01/10/2023	Day Avg	Avg	Avg Speed
0 - 1	34.2	36.2	0	27	33.83	33	32.18	33.83	32.48	36.25
1 - 2	37	32	30.2	24.5	27	35.75	33.67	29.74	34.5	35.8
2 - 3	32.78	33.67	27	27.33	32.5	32.12	29.5	31.67	31.6	35
3 - 4	27	39.5	40.33	34.29	32	29.5	0	34.28	29.5	43
4 - 5	38.5	0	39.5	28.67	32	34.5	33.25	34.82	33.67	39.38
5 - 6	34	33.76	33.69	34.53	32.6	34	30.33	33.8	32.43	39.54
6 - 7	32.45	32.47	33.54	34.39	31.35	35.03	31.67	32.9	34.07	39.7
7 - 8	31.73	32.58	31.89	32.44	30.38	29.59	33.42	31.81	31.01	38.66
8 - 9	31.49	32.02	32.1	31.34	31.65	32	32.33	31.73	32.12	38.46
9 - 10	31.21	31.03	30.7	30.52	30.5	31.34	30.64	30.79	30.98	37.5
10 - 11	29.33	28.87	30.26	30.09	30.05	30.43	30.75	29.73	30.58	35.96
11 - 12	29.36	30.21	31.21	29.74	31.89	30.06	30.77	30.5	30.43	36.78
12 - 13	31.04	30.95	29.25	31.28	30.93	30.92	29.86	30.66	30.46	37.28
13 - 14	30.7	30.72	30.43	30.52	30.53	31.13	31.41	30.58	31.27	37.28
14 - 15	29.83	31.61	31.07	30.65	31.61	30.99	30	30.94	30.54	37.5
15 - 16	31.48	30.79	29.92	31.43	30.87	31.02	30.77	30.88	30.9	37.3
16 - 17	30.85	31.16	31.42	30.83	31.03	29.86	31.25	31.05	30.48	37.62
17 - 18	31.3	30.9	31.75	31.09	32.09	30.55	30.9	31.41	30.69	38.14
18 - 19	31.76	31.64	31.12	31.58	31.52	31.66	29.87	31.52	30.67	38.38
19 - 20	30.76	29.46	30.22	31.07	30.71	30.74	32.11	30.43	31.27	37.06
20 - 21	32.81	30.3	30.14	29.4	32.27	31.98	32.38	30.99	32.19	37.62
21 - 22	32.85	31.63	31.45	29.79	32.9	32.42	30.81	31.68	31.54	37.92
22 - 23	32.25	31.45	29.37	26.38	30.19	29.47	28.38	30.02	29.14	36.08
23 - 24	30.75	34.22	27.95	28.81	30.63	27.84	33.71	29.96	29.13	37.1
Totals	31	31.1	31	31	31.1	30.9	30.9			
% of Total	14.29%	14.33%	14.29%	14.29%	14.33%	14.24%	14.24%			

Incoming Weekly Speeds  
Leighton Road

from Mon-Sep-11-2023-01-00-PM to Mon-Oct-09-2023-12-59-PM

	02/10/2023	to	08/10/2023							
	Monday	Tuesday	Wednesday	Thursday	Friday	Saturday	Sunday	Week	Weekend	Week Day 85%
Hour	02/10/2023	03/10/2023	04/10/2023	05/10/2023	06/10/2023	07/10/2023	08/10/2023	Day Avg	Avg	Avg Speed
0 - 1	34.75	32.83	27.25	33.11	33	33	36.2	32.47	34	37.92
1 - 2	32	22	35.5	27	27	31.33	38	31.25	34.36	33.76
2 - 3	0	0	37	0	0	29.83	35.33	37	31.67	40
3 - 4	0	32.25	0	37	42	32	35.75	34.67	34.5	38.33
4 - 5	33	37	35.33	38.43	36	32.2	32	36.09	32.11	43.5
5 - 6	31.93	35.15	35.5	34.09	36.33	34.14	32	34.46	33.5	40.16
6 - 7	33.1	31.92	31.84	32.41	33.37	29.31	31.74	32.46	30.33	39.54
7 - 8	32.63	31.85	32.38	31.9	31.5	31.21	34.04	32.06	32.17	38.52
8 - 9	31.89	29.94	31.8	30.55	31.97	30.96	31.09	31.04	31.01	37.82
9 - 10	29.93	30.75	30.48	30.13	30.73	31.43	32	30.41	31.67	36.86
10 - 11	29.1	31.44	31.1	30.2	30.5	30.48	30.63	30.45	30.56	36.5
11 - 12	29.73	30.31	30	30.66	29.61	31.98	29.96	30.03	31.04	36
12 - 13	29.59	30.7	29.08	30.71	30.01	29.8	30.41	30.03	30.05	37.36
13 - 14	31.06	31.11	28.13	31.44	30.67	30.27	30.06	30.36	30.16	37.02
14 - 15	30.89	31.7	29.28	30.07	30.83	30.26	29.55	30.61	29.87	37.12
15 - 16	30.22	30.67	32.05	31.46	30.53	30.38	30.85	30.97	30.61	37.7
16 - 17	30.78	31.61	30.8	30.97	32.59	31.7	31.35	31.35	31.53	38.14
17 - 18	30.12	32.11	32.04	31.42	30.86	29.83	31.75	31.37	30.86	37.6
18 - 19	30.03	31.34	31.1	31.35	32.39	30.99	31.29	31.29	31.13	37.64
19 - 20	30.41	30.9	30.49	31.99	31.45	32.72	31.04	31.09	31.78	37.46
20 - 21	30.23	30.55	31.2	29.93	30.3	31.83	33	30.36	32.36	36.4
21 - 22	29.32	30.24	32.12	30.81	30.72	29.95	30.52	30.7	30.16	37.14
22 - 23	30.07	31.27	29.95	29.54	33.19	32.52	30.95	31.02	32.03	37.48
23 - 24	34.62	30.54	30.17	31.32	33.21	31.71	31.2	31.63	31.5	39.34
Totals	30.6	31.1	30.8	31	31.2	30.9	30.9			
% of Total	14.13%	14.36%	14.23%	14.32%	14.41%	14.27%	14.27%			

Incoming Weekly Speeds  
Leighton Road

from Mon-Sep-11-2023-01-00-PM to Mon-Oct-09-2023-12-59-PM

	09/10/2023	to	15/10/2023							
	Monday	Tuesday	Wednesday	Thursday	Friday	Saturday	Sunday	Week	Weekend	Week Day 85%
Hour	09/10/2023	10/10/2023	11/10/2023	12/10/2023	13/10/2023	14/10/2023	15/10/2023	Day Avg	Avg	Avg Speed
0 - 1	34.5	*	*	*	*	*	*	34.5	*	40
1 - 2	30.67	*	*	*	*	*	*	30.67	*	35
2 - 3	40.33	*	*	*	*	*	*	40.33	*	45
3 - 4	0	*	*	*	*	*	*	*	*	0
4 - 5	39.5	*	*	*	*	*	*	39.5	*	45
5 - 6	32.22	*	*	*	*	*	*	32.22	*	39
6 - 7	32.17	*	*	*	*	*	*	32.17	*	38.2
7 - 8	31.75	*	*	*	*	*	*	31.75	*	38.2
8 - 9	31.69	*	*	*	*	*	*	31.69	*	39
9 - 10	29.94	*	*	*	*	*	*	29.94	*	36.8
10 - 11	30.61	*	*	*	*	*	*	30.61	*	37
11 - 12	30.35	*	*	*	*	*	*	30.35	*	37.1
12 - 13	27.41	*	*	*	*	*	*	27.41	*	30
13 - 14	*	*	*	*	*	*	*	*	*	0
14 - 15	*	*	*	*	*	*	*	*	*	0
15 - 16	*	*	*	*	*	*	*	*	*	0
16 - 17	*	*	*	*	*	*	*	*	*	0
17 - 18	*	*	*	*	*	*	*	*	*	0
18 - 19	*	*	*	*	*	*	*	*	*	0
19 - 20	*	*	*	*	*	*	*	*	*	0
20 - 21	*	*	*	*	*	*	*	*	*	0
21 - 22	*	*	*	*	*	*	*	*	*	0
22 - 23	*	*	*	*	*	*	*	*	*	0
23 - 24	*	*	*	*	*	*	*	*	*	0
Totals	31	0	0	0	0	0	0			
% of Total	100%	0%	0%	0%	0%	0%	0%			

Incoming Monthly Speeds  
Leighton Road

from Mon-Sep-11-2023-01-00-PM to Mon-Oct-09-2023-12-59-PM

	Sep 2023							Week	Weekend	Week Day 85%
Hour	Monday	Tuesday	Wednesday	Thursday	Friday	Saturday	Sunday	Day Avg	Avg	Avg Speed
0 - 1	34.29	34	32.67	31.3	30.9	33.62	32.67	32.45	33.11	38.34
1 - 2	33	34	31.33	33.59	28.88	33.45	31.15	32.19	31.97	37.52
2 - 3	32.78	34.5	33.5	28.2	34	33.75	29.88	32.56	31.54	37.16
3 - 4	31.2	34.11	37.62	34.58	35.75	32.14	30.7	34.75	31.29	42.16
4 - 5	32.25	32.95	37	33.75	33.75	32	33.25	33.68	32.45	40.44
5 - 6	33.86	33.37	34	33.33	33.14	35.55	34.1	33.53	35.09	39.7
6 - 7	32.09	32.67	33.34	33.59	33.03	34.47	33.57	33.04	34.23	39.1
7 - 8	31.44	32.98	31.93	31.85	31.75	32.32	35.32	32.04	32.93	38.74
8 - 9	31.25	31.87	31.81	31.83	32.48	32.85	33.25	31.9	32.96	38.54
9 - 10	30.95	30.87	30.07	31.3	31.33	31.42	31.88	30.9	31.57	37.7
10 - 11	29.5	30.35	30.57	30.15	30.51	30.82	30.1	30.27	30.55	36.74
11 - 12	29.92	30.55	30.44	30.27	30.94	30.36	30.58	30.46	30.44	36.96
12 - 13	30.71	30.69	30.17	30.61	30.66	30.87	30.39	30.56	30.68	37.2
13 - 14	30.58	30.53	30.32	30.16	31.11	31.14	30.47	30.55	30.84	37.32
14 - 15	30.97	31.32	30.97	30.75	30.84	31	31.34	30.97	31.13	37.62
15 - 16	31.56	30.33	30.61	31.54	31.03	31.11	30.38	31.02	30.83	37.54
16 - 17	31.13	31.24	30.88	31.4	31.39	31	30.12	31.22	30.67	37.94
17 - 18	31.5	31.05	30.77	31.51	31.46	30.99	30.78	31.28	30.92	37.8
18 - 19	31.58	31.44	31.12	32.29	31.31	31.49	30.73	31.55	31.2	38.22
19 - 20	31.11	30.14	29.6	30.72	30.87	30.77	31.42	30.49	31.01	36.94
20 - 21	32.16	30.05	29.91	28.81	32.55	31.48	31.71	30.68	31.56	37.18
21 - 22	31.53	30.31	30.11	31.47	32.2	30.87	30.4	31.07	30.7	37.8
22 - 23	32.01	30.54	29.84	28.19	30.24	29.97	30.95	30.09	30.27	36.46
23 - 24	31.57	30.36	27.89	31.38	30.89	30.86	29.77	30.37	30.68	37.12
Totals	31.1	31.1	30.8	31.2	31.3	31.2	30.9			
% of Total	14.29%	14.29%	14.15%	14.34%	14.38%	14.34%	14.2%			

Incoming Monthly Speeds  
Leighton Road

from Mon-Sep-11-2023-01-00-PM to Mon-Oct-09-2023-12-59-PM

	Oct 2023									
Hour	Monday	Tuesday	Wednesday	Thursday	Friday	Saturday	Sunday	Week Day Avg	Weekend Avg	Week Day 85% Avg Speed
0 - 1	34.67	32.83	27.25	33.11	33	33	33.09	32.59	33.06	38.08
1 - 2	31	22	35.5	27	27	31.33	35.64	31.13	34.12	33.42
2 - 3	40.33	0	37	0	0	29.83	33	39.5	31.27	42.5
3 - 4	0	32.25	0	37	42	32	35.75	34.67	34.5	38.33
4 - 5	34.86	37	35.33	38.43	36	32.2	32.62	36.37	32.46	44
5 - 6	32.09	35.15	35.5	34.09	36.33	34.14	30.89	33.95	32.31	40.38
6 - 7	32.72	31.92	31.84	32.41	33.37	29.31	31.71	32.42	30.61	39.42
7 - 8	32.16	31.85	32.38	31.9	31.5	31.21	33.72	32.01	32.51	38.38
8 - 9	31.79	29.94	31.8	30.55	31.97	30.96	31.66	31.13	31.33	37.86
9 - 10	29.93	30.75	30.48	30.13	30.73	31.43	31.27	30.33	31.33	36.84
10 - 11	29.79	31.44	31.1	30.2	30.5	30.48	30.68	30.48	30.61	36.68
11 - 12	30.07	30.31	30	30.66	29.61	31.98	30.4	30.09	30.95	36.28
12 - 13	29.28	30.7	29.08	30.71	30.01	29.8	30.1	29.97	29.98	37.24
13 - 14	31.06	31.11	28.13	31.44	30.67	30.27	30.75	30.36	30.6	37.02
14 - 15	30.89	31.7	29.28	30.07	30.83	30.26	29.75	30.61	29.91	37.12
15 - 16	30.22	30.67	32.05	31.46	30.53	30.38	30.81	30.97	30.66	37.7
16 - 17	30.78	31.61	30.8	30.97	32.59	31.7	31.3	31.35	31.45	38.14
17 - 18	30.12	32.11	32.04	31.42	30.86	29.83	31.35	31.37	30.87	37.6
18 - 19	30.03	31.34	31.1	31.35	32.39	30.99	30.53	31.29	30.69	37.64
19 - 20	30.41	30.9	30.49	31.99	31.45	32.72	31.53	31.09	31.89	37.46
20 - 21	30.23	30.55	31.2	29.93	30.3	31.83	32.64	30.36	32.37	36.4
21 - 22	29.32	30.24	32.12	30.81	30.72	29.95	30.69	30.7	30.37	37.14
22 - 23	30.07	31.27	29.95	29.54	33.19	32.52	29.91	31.02	31.39	37.48
23 - 24	34.62	30.54	30.17	31.32	33.21	31.71	32	31.63	31.86	39.34
Totals	30.8	31.1	30.8	31	31.2	30.9	30.9			
% of Total	14.21%	14.35%	14.21%	14.31%	14.4%	14.26%	14.26%			

Incoming Weekly EightyFifthSpeeds  
Leighton Road

from Mon-Sep-11-2023-01-00-PM to Mon-Oct-09-2023-12-59-PM

	11/09/2023	to	17/09/2023							
	Monday	Tuesday	Wednesday	Thursday	Friday	Saturday	Sunday	Week	Weekend	Week Day 85%
Hour	11/09/2023	12/09/2023	13/09/2023	14/09/2023	15/09/2023	16/09/2023	17/09/2023	Day Avg	Avg	Avg Speed
0 - 1	*	40	38.3	37.5	35	40	40	37.7	40	37.7
1 - 2	*	40	35	40	35	35	37.5	37.5	36.25	37.5
2 - 3	*	40	0	0	0	40	35	40	37.5	40
3 - 4	*	40	45	40	50	35	33.8	43.75	34.4	43.75
4 - 5	*	38.8	35	40	40	40	35	38.45	37.5	38.45
5 - 6	*	39.2	42.5	41.7	40	45	38.3	40.85	41.65	40.85
6 - 7	*	38.8	38.9	39.2	40.6	41.2	40	39.38	40.6	39.38
7 - 8	*	39.2	38.5	38.7	39.9	41	43.3	39.08	42.15	39.08
8 - 9	*	38.5	38.6	38.5	39.1	39.1	40.6	38.67	39.85	38.67
9 - 10	*	37.9	37.1	37.8	37.7	37.7	38.9	37.62	38.3	37.62
10 - 11	*	38.4	37.5	35.4	38.4	36.4	37.2	37.43	36.8	37.43
11 - 12	*	37.4	37.2	37.3	36.6	37	36.9	37.12	36.95	37.12
12 - 13	*	36.8	37.5	37	36.3	38.1	36.3	36.9	37.2	36.9
13 - 14	32.5	37.8	37	36.2	37.8	36.9	36.5	36.26	36.7	36.26
14 - 15	38.7	37.7	38	37.8	37.2	37.2	37.8	37.88	37.5	37.88
15 - 16	38.1	35.7	38.2	38.3	38.2	37.5	36.7	37.7	37.1	37.7
16 - 17	39	38	38.3	39.6	38.3	37.9	36.7	38.64	37.3	38.64
17 - 18	37.7	36.8	37.2	38.1	38	37.1	38.3	37.56	37.7	37.56
18 - 19	38.2	37.3	38.4	39.3	38.6	37.8	37.4	38.36	37.6	38.36
19 - 20	38.3	36.3	35.8	37.1	37.9	38.2	36.9	37.08	37.55	37.08
20 - 21	39.4	36.4	38.5	33.6	39.2	37.7	36	37.42	36.85	37.42
21 - 22	38.5	35	38.5	38	38.5	36.5	38.3	37.7	37.4	37.7
22 - 23	38.3	36	38.3	35	36	33.3	35	36.72	34.15	36.72
23 - 24	36.7	35	31.7	38.3	37.5	40	34	35.84	37	35.84
Totals	415.4	907	871	874.4	885.8	915.6	896.4			
% of Total	7.2%	15.73%	15.11%	15.17%	15.36%	15.88%	15.55%			



Incoming Weekly EightyFifthSpeeds  
Leighton Road

from Mon-Sep-11-2023-01-00-PM to Mon-Oct-09-2023-12-59-PM

	18/09/2023	to	24/09/2023							
	Monday	Tuesday	Wednesday	Thursday	Friday	Saturday	Sunday	Week	Weekend	Week Day 85%
Hour	18/09/2023	19/09/2023	20/09/2023	21/09/2023	22/09/2023	23/09/2023	24/09/2023	Day Avg	Avg	Avg Speed
0 - 1	45	40	40	30	35	38	38	38	38	38
1 - 2	40	40	45	40	35	40	38	40	39	40
2 - 3	0	40	40	35	40	40	37.5	38.75	38.75	38.75
3 - 4	40	45	50	0	45	35	33.3	45	34.15	45
4 - 5	30	40	40	40	37.5	35	45	37.5	40	37.5
5 - 6	42.5	39.2	38.8	36.2	39	45	42.5	39.14	43.75	39.14
6 - 7	37.5	38.4	39.7	39.1	38.6	39	42.5	38.66	40.75	38.66
7 - 8	37.5	40.9	39	38.4	38.4	39.5	38.8	38.84	39.15	38.84
8 - 9	37.9	38.4	38.6	38.8	39.2	40.5	39.5	38.58	40	38.58
9 - 10	37.9	37.5	36.8	37.9	39.4	37.3	37.9	37.9	37.6	37.9
10 - 11	35.6	37	38.1	36.2	36.3	38	36.4	36.64	37.2	36.64
11 - 12	36.6	37.4	36.6	37	37.2	37.4	37.7	36.96	37.55	36.96
12 - 13	36.8	38	37.7	37.9	36.7	37.1	37.5	37.42	37.3	37.42
13 - 14	37.8	37.7	36.5	37.2	38.5	38.5	37.3	37.54	37.9	37.54
14 - 15	37.9	37.2	36.7	37.1	37.7	37.9	38.1	37.32	38	37.32
15 - 16	37.7	37.7	35.3	38.2	37.7	38.1	37.8	37.32	37.95	37.32
16 - 17	37.5	37.9	34.4	37.9	39.1	37.7	37.4	37.36	37.55	37.36
17 - 18	39.1	38	34.5	38.3	37.2	38.4	37.1	37.42	37.75	37.42
18 - 19	37.4	37.9	37	39.7	36.8	39	37.6	37.76	38.3	37.76
19 - 20	38	37.6	32.6	36.1	36.5	34.8	39.6	36.16	37.2	36.16
20 - 21	39	37	32.9	34	38.3	37.9	40	36.24	38.95	36.24
21 - 22	35	35.7	31.2	37.8	38.7	36	35	35.68	35.5	35.68
22 - 23	38.3	38.1	33.8	34.2	38.3	38.9	38.1	36.54	38.5	36.54
23 - 24	38.8	33.6	38.8	40	39	37.5	35	38.04	36.25	38.04
Totals	873.8	920.2	904	857	915.1	916.5	917.6			
% of Total	13.86%	14.6%	14.34%	13.59%	14.52%	14.54%	14.56%			

Incoming Weekly EightyFifthSpeeds  
Leighton Road

from Mon-Sep-11-2023-01-00-PM to Mon-Oct-09-2023-12-59-PM

	25/09/2023	to	01/10/2023							
	Monday	Tuesday	Wednesday	Thursday	Friday	Saturday	Sunday	Week	Weekend	Week Day 85%
Hour	25/09/2023	26/09/2023	27/09/2023	28/09/2023	29/09/2023	30/09/2023	01/10/2023	Day Avg	Avg	Avg Speed
0 - 1	37.5	40	0	30	37.5	37.5	37.5	36.25	37.5	36.25
1 - 2	40	40	34	30	35	42.5	35	35.8	38.75	35.8
2 - 3	40	40	30	30	35	40	40	35	40	35
3 - 4	35	50	45	40	45	35	0	43	35	43
4 - 5	42.5	0	45	35	35	40	37.5	39.38	38.75	39.38
5 - 6	38.9	38.8	42.5	40	37.5	42.5	37.5	39.54	40	39.54
6 - 7	39.4	38.9	40	42	38.2	40	35	39.7	37.5	39.7
7 - 8	37.9	39	39.1	39.3	38	35	43.3	38.66	39.15	38.66
8 - 9	38.2	39.1	38.7	38.3	38	38.3	38.7	38.46	38.5	38.46
9 - 10	37.8	37.7	38.1	36.8	37.1	38.5	38.3	37.5	38.4	37.5
10 - 11	35.5	34.9	35.9	37	36.5	37.3	38.9	35.96	38.1	35.96
11 - 12	35.6	35.2	38.5	36.5	38.1	37.6	37.2	36.78	37.4	36.78
12 - 13	37.2	37	37	38.3	36.9	38	35.8	37.28	36.9	37.28
13 - 14	37.1	38.3	37.2	36.8	37	37.7	38.2	37.28	37.95	37.28
14 - 15	36.1	38.6	37.3	36.5	39	36.8	36.4	37.5	36.6	37.5
15 - 16	38	37.3	36.1	38	37.1	37.6	36.5	37.3	37.05	37.3
16 - 17	37.5	37.5	37.4	38	37.7	35.6	38.1	37.62	36.85	37.62
17 - 18	38.3	37.4	38.2	38.2	38.6	37.2	37.2	38.14	37.2	38.14
18 - 19	39.1	37.9	38.3	38.5	38.1	39.2	36.2	38.38	37.7	38.38
19 - 20	37.2	35.6	37.6	37.6	37.3	38	39.6	37.06	38.8	37.06
20 - 21	39	36.2	38.3	35.6	39	37.2	40	37.62	38.6	37.62
21 - 22	39.4	38.8	38.1	35	38.3	38.8	37.1	37.92	37.95	37.92
22 - 23	39.4	36.7	36	33.3	35	35	33.8	36.08	34.4	36.08
23 - 24	37.5	42.5	34	34	37.5	33.3	38.8	37.1	36.05	37.1
Totals	914.1	887.4	872.3	874.7	902.4	908.6	866.6			
% of Total	14.68%	14.25%	14.01%	14.05%	14.49%	14.59%	13.92%			

Incoming Weekly EightyFifthSpeeds  
Leighton Road

from Mon-Sep-11-2023-01-00-PM to Mon-Oct-09-2023-12-59-PM

	02/10/2023	to	08/10/2023							
	Monday	Tuesday	Wednesday	Thursday	Friday	Saturday	Sunday	Week	Weekend	Week Day 85%
Hour	02/10/2023	03/10/2023	04/10/2023	05/10/2023	06/10/2023	07/10/2023	08/10/2023	Day Avg	Avg	Avg Speed
0 - 1	37.5	38.3	32.5	38.8	42.5	38.8	38.8	37.92	38.8	37.92
1 - 2	35	25	38.8	30	40	37.5	42.5	33.76	40	33.76
2 - 3	0	0	40	0	0	35	45	40	40	40
3 - 4	0	30	0	40	45	40	40	38.33	40	38.33
4 - 5	40	40	50	47.5	40	37.5	37.5	43.5	37.5	43.5
5 - 6	37.5	45	40	38.3	40	40	40	40.16	40	40.16
6 - 7	39.7	38.9	39.3	40.7	39.1	36	38.8	39.54	37.4	39.54
7 - 8	39.4	38.3	38.9	37.9	38.1	37.5	41	38.52	39.25	38.52
8 - 9	38.6	35.7	38.4	37.3	39.1	39.2	38.9	37.82	39.05	37.82
9 - 10	36.9	37.5	37.7	35.4	36.8	37.7	38.8	36.86	38.25	36.86
10 - 11	34.9	37	37.4	36.5	36.7	37.5	37.6	36.5	37.55	36.5
11 - 12	35	36.3	36	37.4	35.3	38.2	36.3	36	37.25	36
12 - 13	38.1	38.6	36.4	37.5	36.2	36.9	37.7	37.36	37.3	37.36
13 - 14	37.7	37.7	33.4	38.4	37.9	37.6	36.7	37.02	37.15	37.02
14 - 15	37.3	38	34.7	37.6	38	36.7	36.1	37.12	36.4	37.12
15 - 16	36.7	37.6	39	38.1	37.1	36.2	37.2	37.7	36.7	37.7
16 - 17	37.6	38.6	37.3	38	39.2	37.9	38.1	38.14	38	38.14
17 - 18	35	38.5	38.2	38.2	38.1	34.9	38.8	37.6	36.85	37.6
18 - 19	36.2	37.6	37.5	38	38.9	37.9	39.3	37.64	38.6	37.64
19 - 20	36.2	36.5	37.3	38.8	38.5	38.2	37.5	37.46	37.85	37.46
20 - 21	34.7	35.7	38.1	36.2	37.3	38.9	40.8	36.4	39.85	36.4
21 - 22	35	36.7	39.2	37.9	36.9	36.7	40	37.14	38.35	37.14
22 - 23	37.5	37.1	35	35.8	42	40	36.7	37.48	38.35	37.48
23 - 24	40	36.7	37.5	37.5	45	38.8	40	39.34	39.4	39.34
Totals	816.5	851.3	872.6	871.8	897.7	905.6	934.1			
% of Total	13.28%	13.84%	14.19%	14.18%	14.6%	14.73%	15.19%			

Incoming Weekly EightyFifthSpeeds  
Leighton Road

from Mon-Sep-11-2023-01-00-PM to Mon-Oct-09-2023-12-59-PM

	09/10/2023	to	15/10/2023							
	Monday	Tuesday	Wednesday	Thursday	Friday	Saturday	Sunday	Week	Weekend	Week Day 85%
Hour	09/10/2023	10/10/2023	11/10/2023	12/10/2023	13/10/2023	14/10/2023	15/10/2023	Day Avg	Avg	Avg Speed
0 - 1	40	*	*	*	*	*	*	40	0	40
1 - 2	35	*	*	*	*	*	*	35	0	35
2 - 3	45	*	*	*	*	*	*	45	0	45
3 - 4	0	*	*	*	*	*	*	0	0	0
4 - 5	45	*	*	*	*	*	*	45	0	45
5 - 6	39	*	*	*	*	*	*	39	0	39
6 - 7	38.2	*	*	*	*	*	*	38.2	0	38.2
7 - 8	38.2	*	*	*	*	*	*	38.2	0	38.2
8 - 9	39	*	*	*	*	*	*	39	0	39
9 - 10	36.8	*	*	*	*	*	*	36.8	0	36.8
10 - 11	37	*	*	*	*	*	*	37	0	37
11 - 12	37.1	*	*	*	*	*	*	37.1	0	37.1
12 - 13	30	*	*	*	*	*	*	30	0	30
13 - 14	*	*	*	*	*	*	*	0	0	0
14 - 15	*	*	*	*	*	*	*	0	0	0
15 - 16	*	*	*	*	*	*	*	0	0	0
16 - 17	*	*	*	*	*	*	*	0	0	0
17 - 18	*	*	*	*	*	*	*	0	0	0
18 - 19	*	*	*	*	*	*	*	0	0	0
19 - 20	*	*	*	*	*	*	*	0	0	0
20 - 21	*	*	*	*	*	*	*	0	0	0
21 - 22	*	*	*	*	*	*	*	0	0	0
22 - 23	*	*	*	*	*	*	*	0	0	0
23 - 24	*	*	*	*	*	*	*	0	0	0
Totals	460.3	0	0	0	0	0	0			
% of Total	100%	0%	0%	0%	0%	0%	0%			

Incoming Monthly EightyFifthSpeeds  
Leighton Road

from Mon-Sep-11-2023-01-00-PM to Mon-Oct-09-2023-12-59-PM

	Sep 2023							Week	Weekend	Week Day 85%
Hour	Monday	Tuesday	Wednesday	Thursday	Friday	Saturday	Sunday	Day Avg	Avg	Avg Speed
0 - 1	40	40	38.8	36.7	36.2	39	39	38.34	39	38.34
1 - 2	40	38.3	35	39.3	35	41.7	37.9	37.52	39.8	37.52
2 - 3	40	38.3	37.5	30	40	39	36.7	37.16	37.85	37.16
3 - 4	37.5	43.3	45	40	45	35	33.6	42.16	34.3	42.16
4 - 5	42.5	39	42.5	39.2	39	37.5	35	40.44	36.25	40.44
5 - 6	39.5	39.1	41.4	39	39.5	43.8	40	39.7	41.9	39.7
6 - 7	38.5	38.7	39.5	39.8	39	39.7	41.7	39.1	40.7	39.1
7 - 8	37.7	39.6	38.9	38.8	38.7	39.4	41.4	38.74	40.4	38.74
8 - 9	38.1	38.6	38.6	38.5	38.9	39.1	40	38.54	39.55	38.54
9 - 10	37.8	37.7	37.5	37.5	38	37.9	38.6	37.7	38.25	37.7
10 - 11	35.6	37.2	37.3	36.4	37.2	37.5	37	36.74	37.25	36.74
11 - 12	36.2	36.8	37.4	36.9	37.5	37.4	37.3	36.96	37.35	36.96
12 - 13	37.1	37.3	37.3	37.7	36.6	37.7	37	37.2	37.35	37.2
13 - 14	37.2	37.9	36.9	36.8	37.8	37.8	37	37.32	37.4	37.32
14 - 15	37.8	37.8	37.4	37.2	37.9	37.4	38	37.62	37.7	37.62
15 - 16	38	37	37	38.1	37.6	37.8	37.1	37.54	37.45	37.54
16 - 17	37.9	37.8	37.2	38.5	38.3	37.3	37.1	37.94	37.2	37.94
17 - 18	38.4	37.4	37	38.2	38	37.6	37.6	37.8	37.6	37.8
18 - 19	38.2	37.7	38	39.2	38	38.6	37.5	38.22	38.05	38.22
19 - 20	37.9	36.6	35.7	37.1	37.4	37.4	38.1	36.94	37.75	36.94
20 - 21	39.1	36.6	37	34.2	39	37.6	38.8	37.18	38.2	37.18
21 - 22	38	37.4	37.5	37.6	38.5	36.8	37	37.8	36.9	37.8
22 - 23	38.8	37.2	35.7	34.4	36.2	36.2	37.5	36.46	36.85	36.46
23 - 24	38.3	36.7	35	37.5	38.1	37.5	34.2	37.12	35.85	37.12

Incoming Monthly EightyFifthSpeeds  
Leighton Road

from Mon-Sep-11-2023-01-00-PM to Mon-Oct-09-2023-12-59-PM

	Oct 2023							Week	Weekend	Week Day 85%
Hour	Monday	Tuesday	Wednesday	Thursday	Friday	Saturday	Sunday	Day Avg	Avg	Avg Speed
0 - 1	38.3	38.3	32.5	38.8	42.5	38.8	38.8	38.08	38.8	38.08
1 - 2	33.3	25	38.8	30	40	37.5	41.7	33.42	39.6	33.42
2 - 3	45	0	40	0	0	35	40	42.5	37.5	42.5
3 - 4	0	30	0	40	45	40	40	38.33	40	38.33
4 - 5	42.5	40	50	47.5	40	37.5	38.8	44	38.15	44
5 - 6	38.6	45	40	38.3	40	40	38.3	40.38	39.15	40.38
6 - 7	39.1	38.9	39.3	40.7	39.1	36	38	39.42	37	39.42
7 - 8	38.7	38.3	38.9	37.9	38.1	37.5	42.3	38.38	39.9	38.38
8 - 9	38.8	35.7	38.4	37.3	39.1	39.2	38.8	37.86	39	37.86
9 - 10	36.8	37.5	37.7	35.4	36.8	37.7	38.5	36.84	38.1	36.84
10 - 11	35.8	37	37.4	36.5	36.7	37.5	38.1	36.68	37.8	36.68
11 - 12	36.4	36.3	36	37.4	35.3	38.2	36.8	36.28	37.5	36.28
12 - 13	37.5	38.6	36.4	37.5	36.2	36.9	36.7	37.24	36.8	37.24
13 - 14	37.7	37.7	33.4	38.4	37.9	37.6	37.6	37.02	37.6	37.02
14 - 15	37.3	38	34.7	37.6	38	36.7	36.2	37.12	36.45	37.12
15 - 16	36.7	37.6	39	38.1	37.1	36.2	36.9	37.7	36.55	37.7
16 - 17	37.6	38.6	37.3	38	39.2	37.9	38	38.14	37.95	38.14
17 - 18	35	38.5	38.2	38.2	38.1	34.9	38.1	37.6	36.5	37.6
18 - 19	36.2	37.6	37.5	38	38.9	37.9	37.4	37.64	37.65	37.64
19 - 20	36.2	36.5	37.3	38.8	38.5	38.2	38.4	37.46	38.3	37.46
20 - 21	34.7	35.7	38.1	36.2	37.3	38.9	40.4	36.4	39.65	36.4
21 - 22	35	36.7	39.2	37.9	36.9	36.7	37.5	37.14	37.1	37.14
22 - 23	37.5	37.1	35	35.8	42	40	35	37.48	37.5	37.48
23 - 24	40	36.7	37.5	37.5	45	38.8	39.2	39.34	39	39.34

Summary of Violators  
Leighton Road

from Mon-Sep-11-2023-01-00-PM to Mon-Oct-09-2023-12-59-PM

Starting Hour	Count	Average Speed of all Traffic	Violator Counts	Average Speed of Violators
00:00:00	0	N/A	N/A	N/A
01:00:00	0	N/A	N/A	N/A
02:00:00	0	N/A	N/A	N/A
03:00:00	0	N/A	N/A	N/A
04:00:00	0	N/A	N/A	N/A
05:00:00	0	N/A	N/A	N/A
06:00:00	0	N/A	N/A	N/A
07:00:00	0	N/A	N/A	N/A
08:00:00	0	N/A	N/A	N/A
09:00:00	0	N/A	N/A	N/A
10:00:00	0	N/A	N/A	N/A
11:00:00	0	N/A	N/A	N/A
12:00:00	0	N/A	N/A	N/A
13:00:00	11	7.5	0	0.0
14:00:00	127	12.1	41	39.1
15:00:00	145	11.1	37	39.0
16:00:00	157	10.6	50	39.4
17:00:00	178	9.4	39	38.9
18:00:00	139	11.2	45	39.1
19:00:00	91	15.7	26	39.6
20:00:00	66	15.8	18	40.6
21:00:00	44	19.6	13	38.7
22:00:00	26	23.2	8	38.8
23:00:00	10	25.5	3	37.5
00:00:00	10	27.5	4	40.0
01:00:00	2	37.5	2	37.5
02:00:00	2	35.0	1	37.5
03:00:00	12	25.2	3	40.8
04:00:00	15	24.5	5	38.5
05:00:00	14	22.0	7	38.9
06:00:00	51	18.7	20	39.0
07:00:00	147	11.4	53	39.0
08:00:00	157	11.4	52	39.4
09:00:00	139	11.0	37	38.7
10:00:00	131	12.0	40	38.6
11:00:00	110	12.7	28	38.4
12:00:00	131	11.2	32	38.3
13:00:00	102	14.6	25	39.3
14:00:00	146	12.3	36	39.2
15:00:00	162	9.5	28	38.4
16:00:00	171	9.6	46	38.4
17:00:00	141	10.2	30	38.3
18:00:00	116	10.7	26	38.3
19:00:00	113	10.9	26	38.1
20:00:00	62	14.5	11	38.0
21:00:00	40	20.4	6	40.0
22:00:00	30	20.4	6	37.5
23:00:00	10	24.0	2	40.0

Summary of Violators  
Leighton Road

from Mon-Sep-11-2023-01-00-PM to Mon-Oct-09-2023-12-59-PM

00:00:00	8	24.4	3	37.5
01:00:00	1	32.5	0	0.0
02:00:00	0	N/A	N/A	N/A
03:00:00	3	34.2	1	42.5
04:00:00	1	32.5	0	0.0
05:00:00	17	31.9	9	41.4
06:00:00	42	21.0	19	38.3
07:00:00	168	10.1	51	38.8
08:00:00	179	10.3	59	39.1
09:00:00	131	12.6	30	38.5
10:00:00	128	12.3	28	38.9
11:00:00	138	10.5	36	38.2
12:00:00	141	11.1	31	39.1
13:00:00	116	11.5	27	38.4
14:00:00	141	11.4	39	39.4
15:00:00	182	9.3	52	38.8
16:00:00	189	8.8	62	38.5
17:00:00	161	11.0	41	39.2
18:00:00	138	12.2	40	38.9
19:00:00	134	11.3	23	39.2
20:00:00	55	21.5	15	39.5
21:00:00	47	18.4	13	40.2
22:00:00	32	23.7	9	40.3
23:00:00	19	19.7	1	37.5
00:00:00	4	17.5	2	37.5
01:00:00	6	32.1	5	40.5
02:00:00	0	N/A	N/A	N/A
03:00:00	4	33.8	2	37.5
04:00:00	3	37.5	2	40.0
05:00:00	22	20.8	8	39.4
06:00:00	64	18.1	27	39.7
07:00:00	173	9.2	60	38.6
08:00:00	156	11.2	46	38.9
09:00:00	142	11.3	40	38.9
10:00:00	130	11.8	21	38.9
11:00:00	130	11.9	29	39.1
12:00:00	143	10.8	32	38.3
13:00:00	122	12.5	21	39.9
14:00:00	136	11.0	37	38.7
15:00:00	180	9.7	52	38.7
16:00:00	169	11.5	66	39.5
17:00:00	174	8.8	49	38.6
18:00:00	141	13.4	49	39.4
19:00:00	111	13.4	23	39.5
20:00:00	69	13.2	5	38.5
21:00:00	41	19.8	12	38.8
22:00:00	31	22.3	5	39.5
23:00:00	15	27.2	6	37.5
00:00:00	8	31.3	1	37.5



Summary of Violators  
Leighton Road

from Mon-Sep-11-2023-01-00-PM to Mon-Oct-09-2023-12-59-PM

01:00:00	1	32.5	0	0.0
02:00:00	0	N/A	N/A	N/A
03:00:00	3	37.5	2	42.5
04:00:00	9	26.4	4	38.8
05:00:00	11	25.9	4	41.3
06:00:00	51	16.8	24	38.8
07:00:00	148	12.2	59	39.8
08:00:00	143	11.4	52	38.8
09:00:00	154	10.0	42	38.9
10:00:00	130	12.3	37	39.1
11:00:00	150	11.0	30	39.2
12:00:00	143	9.5	27	38.1
13:00:00	133	11.8	33	38.6
14:00:00	158	10.4	38	38.7
15:00:00	149	10.5	42	38.8
16:00:00	190	9.9	45	39.3
17:00:00	174	11.4	48	39.7
18:00:00	144	11.8	49	38.7
19:00:00	132	11.8	39	38.7
20:00:00	73	16.3	26	39.2
21:00:00	47	19.4	14	39.3
22:00:00	47	16.2	7	39.6
23:00:00	22	22.7	6	38.3
00:00:00	7	35.4	4	38.8
01:00:00	2	30.0	0	0.0
02:00:00	2	37.5	2	37.5
03:00:00	4	25.6	1	37.5
04:00:00	3	32.5	1	37.5
05:00:00	5	32.0	2	47.5
06:00:00	25	27.8	11	39.8
07:00:00	44	24.3	21	40.1
08:00:00	87	14.7	33	39.0
09:00:00	128	11.4	31	39.1
10:00:00	156	10.5	30	39.2
11:00:00	163	10.8	37	39.3
12:00:00	153	10.8	38	38.8
13:00:00	158	11.5	33	39.2
14:00:00	147	11.5	36	39.2
15:00:00	145	10.3	39	38.8
16:00:00	144	10.3	42	38.3
17:00:00	124	11.9	26	38.8
18:00:00	139	11.2	37	38.6
19:00:00	61	14.8	20	38.3
20:00:00	55	18.4	14	39.3
21:00:00	45	18.8	10	37.5
22:00:00	29	19.4	2	37.5
23:00:00	18	27.1	9	39.2
00:00:00	13	30.6	7	39.6
01:00:00	5	30.5	1	37.5

Summary of Violators  
Leighton Road

from Mon-Sep-11-2023-01-00-PM to Mon-Oct-09-2023-12-59-PM

02:00:00	9	30.3	2	37.5
03:00:00	5	25.0	0	0.0
04:00:00	1	32.5	0	0.0
05:00:00	5	33.5	3	37.5
06:00:00	11	28.2	3	40.8
07:00:00	17	31.8	13	40.6
08:00:00	47	20.4	24	39.6
09:00:00	100	14.9	31	39.3
10:00:00	153	10.6	41	38.4
11:00:00	146	10.6	32	38.8
12:00:00	159	10.2	32	38.9
13:00:00	187	8.9	33	39.0
14:00:00	125	12.7	32	38.8
15:00:00	120	11.9	25	38.3
16:00:00	121	12.7	25	38.5
17:00:00	100	13.9	31	38.6
18:00:00	108	13.3	23	39.2
19:00:00	93	14.1	21	38.7
20:00:00	35	18.5	7	38.2
21:00:00	24	26.9	8	38.8
22:00:00	23	20.9	2	40.0
23:00:00	10	28.3	2	37.5
00:00:00	3	34.2	1	42.5
01:00:00	4	32.5	2	40.0
02:00:00	0	N/A	N/A	N/A
03:00:00	2	18.8	2	37.5
04:00:00	4	20.6	0	0.0
05:00:00	12	34.2	5	42.5
06:00:00	37	20.7	10	39.0
07:00:00	146	10.5	38	38.4
08:00:00	155	11.2	33	39.8
09:00:00	140	11.3	42	38.7
10:00:00	126	10.2	22	38.0
11:00:00	141	11.8	28	39.1
12:00:00	146	10.4	29	39.1
13:00:00	125	11.5	31	38.1
14:00:00	122	13.3	32	39.4
15:00:00	161	10.4	44	39.2
16:00:00	190	8.8	45	38.7
17:00:00	166	10.9	57	39.1
18:00:00	170	9.8	42	38.7
19:00:00	108	13.0	33	38.6
20:00:00	52	16.3	16	39.1
21:00:00	41	16.7	7	38.2
22:00:00	24	22.1	8	38.8
23:00:00	13	32.1	5	38.5
00:00:00	2	35.0	1	37.5
01:00:00	2	35.0	1	37.5
02:00:00	1	37.5	1	37.5

Summary of Violators  
Leighton Road

from Mon-Sep-11-2023-01-00-PM to Mon-Oct-09-2023-12-59-PM

03:00:00	3	32.5	1	42.5
04:00:00	5	37.5	3	42.5
05:00:00	12	23.5	6	37.5
06:00:00	62	19.0	21	39.2
07:00:00	177	10.8	73	39.8
08:00:00	190	9.7	67	38.7
09:00:00	129	12.6	30	39.2
10:00:00	123	11.9	26	38.8
11:00:00	114	13.9	27	39.0
12:00:00	145	11.0	35	38.5
13:00:00	134	10.6	39	38.7
14:00:00	118	12.2	26	38.8
15:00:00	135	12.2	33	38.6
16:00:00	188	9.2	51	38.9
17:00:00	175	9.7	44	39.4
18:00:00	152	10.4	42	38.8
19:00:00	104	13.3	28	38.4
20:00:00	64	16.2	15	38.8
21:00:00	56	16.4	8	40.6
22:00:00	28	25.5	10	38.0
23:00:00	14	18.4	0	0.0
00:00:00	2	35.0	1	37.5
01:00:00	1	42.5	1	42.5
02:00:00	3	23.3	2	37.5
03:00:00	1	32.5	0	0.0
04:00:00	3	40.8	3	40.8
05:00:00	18	27.2	7	41.1
06:00:00	59	20.0	23	39.7
07:00:00	164	10.7	60	39.0
08:00:00	173	10.9	53	39.5
09:00:00	142	10.5	30	38.8
10:00:00	118	13.8	34	39.6
11:00:00	150	9.8	27	38.1
12:00:00	127	12.6	35	38.9
13:00:00	123	11.3	22	38.6
14:00:00	97	12.4	21	38.5
15:00:00	116	11.2	18	38.1
16:00:00	151	9.9	15	38.5
17:00:00	127	10.1	16	37.8
18:00:00	98	13.9	21	37.7
19:00:00	59	14.4	4	37.5
20:00:00	53	13.9	2	40.0
21:00:00	31	18.5	1	37.5
22:00:00	27	18.2	3	37.5
23:00:00	10	23.5	4	37.5
00:00:00	4	23.1	1	37.5
01:00:00	7	27.1	3	39.2
02:00:00	4	32.5	1	37.5
03:00:00	0	N/A	N/A	N/A

Summary of Violators  
Leighton Road

from Mon-Sep-11-2023-01-00-PM to Mon-Oct-09-2023-12-59-PM

04:00:00	7	30.7	6	38.3
05:00:00	19	22.0	4	37.5
06:00:00	45	19.1	19	39.1
07:00:00	156	11.2	43	39.2
08:00:00	146	12.8	44	40.0
09:00:00	127	11.4	31	39.1
10:00:00	126	11.7	23	38.4
11:00:00	120	13.8	27	39.5
12:00:00	160	11.4	35	39.9
13:00:00	137	10.9	32	38.3
14:00:00	108	14.1	24	39.2
15:00:00	155	11.4	46	38.7
16:00:00	201	8.8	57	38.8
17:00:00	168	10.2	47	39.0
18:00:00	158	11.2	63	39.3
19:00:00	86	13.4	15	39.8
20:00:00	52	18.1	4	38.8
21:00:00	37	22.6	11	38.4
22:00:00	40	18.0	4	38.8
23:00:00	17	30.6	5	40.5
00:00:00	8	22.5	1	37.5
01:00:00	3	32.5	1	37.5
02:00:00	1	22.5	0	0.0
03:00:00	3	39.2	3	39.2
04:00:00	3	23.3	1	37.5
05:00:00	13	31.5	6	38.3
06:00:00	46	19.2	20	38.5
07:00:00	162	10.2	51	38.8
08:00:00	144	11.9	56	39.4
09:00:00	135	13.0	46	39.3
10:00:00	135	11.7	26	39.2
11:00:00	134	10.4	34	37.9
12:00:00	136	11.4	28	38.6
13:00:00	144	11.0	43	39.0
14:00:00	149	10.8	41	38.2
15:00:00	175	9.5	42	39.0
16:00:00	192	9.8	54	39.6
17:00:00	168	9.9	39	39.0
18:00:00	123	12.6	29	38.7
19:00:00	90	13.6	20	37.8
20:00:00	45	20.9	9	40.3
21:00:00	47	19.5	17	38.4
22:00:00	26	21.2	6	38.3
23:00:00	20	24.4	8	40.0
00:00:00	15	26.0	5	37.5
01:00:00	5	28.0	2	40.0
02:00:00	2	37.5	2	37.5
03:00:00	1	32.5	0	0.0
04:00:00	2	30.0	0	0.0

Summary of Violators  
Leighton Road

from Mon-Sep-11-2023-01-00-PM to Mon-Oct-09-2023-12-59-PM

05:00:00	8	32.8	3	44.2
06:00:00	14	24.3	9	37.5
07:00:00	58	20.9	27	38.8
08:00:00	81	18.5	33	40.2
09:00:00	122	11.9	29	38.7
10:00:00	162	10.0	48	38.4
11:00:00	163	10.0	45	38.4
12:00:00	184	8.5	40	38.6
13:00:00	156	11.1	50	39.0
14:00:00	143	10.9	36	38.6
15:00:00	144	11.8	40	39.4
16:00:00	138	11.2	38	38.2
17:00:00	124	12.2	36	39.2
18:00:00	115	13.7	39	39.3
19:00:00	79	12.9	9	38.1
20:00:00	45	19.9	12	39.6
21:00:00	29	21.0	5	38.5
22:00:00	35	20.6	9	38.6
23:00:00	23	24.9	8	39.4
00:00:00	17	22.1	4	38.8
01:00:00	19	18.8	7	37.5
02:00:00	7	27.1	2	37.5
03:00:00	7	25.7	0	0.0
04:00:00	3	34.2	1	42.5
05:00:00	5	30.0	3	40.8
06:00:00	13	26.0	9	39.7
07:00:00	22	27.0	10	38.0
08:00:00	43	22.6	15	40.2
09:00:00	72	16.0	19	39.1
10:00:00	133	10.4	30	38.7
11:00:00	130	11.8	30	39.2
12:00:00	163	10.8	38	38.9
13:00:00	190	9.4	45	39.3
14:00:00	155	12.2	38	39.7
15:00:00	142	11.7	35	39.1
16:00:00	142	11.7	34	39.1
17:00:00	110	13.8	23	38.8
18:00:00	91	15.6	22	39.1
19:00:00	57	20.5	20	40.0
20:00:00	42	17.6	18	38.9
21:00:00	33	20.1	6	40.0
22:00:00	16	27.0	8	37.5
23:00:00	3	30.8	0	0.0
00:00:00	6	26.3	2	37.5
01:00:00	1	37.5	1	37.5
02:00:00	7	18.6	1	37.5
03:00:00	5	32.5	2	40.0
04:00:00	4	28.1	3	40.8
05:00:00	12	31.5	7	37.5

Summary of Violators  
Leighton Road

from Mon-Sep-11-2023-01-00-PM to Mon-Oct-09-2023-12-59-PM

06:00:00	47	17.5	17	39.3
07:00:00	161	9.7	44	38.4
08:00:00	133	12.0	43	38.5
09:00:00	117	12.3	27	38.2
10:00:00	129	12.0	26	39.6
11:00:00	143	10.8	23	38.8
12:00:00	131	12.0	29	38.5
13:00:00	155	10.3	35	38.2
14:00:00	129	11.1	17	38.4
15:00:00	130	12.1	42	39.0
16:00:00	173	10.5	42	39.3
17:00:00	187	9.7	57	39.0
18:00:00	142	13.0	44	39.3
19:00:00	93	15.2	21	38.9
20:00:00	62	16.0	19	39.6
21:00:00	28	23.8	11	39.3
22:00:00	33	20.7	12	38.8
23:00:00	8	31.3	2	37.5
00:00:00	5	30.0	3	39.2
01:00:00	3	32.5	1	37.5
02:00:00	3	34.2	1	37.5
03:00:00	1	32.5	0	0.0
04:00:00	1	47.5	1	47.5
05:00:00	16	18.9	5	38.5
06:00:00	49	19.2	23	38.8
07:00:00	172	9.8	59	39.0
08:00:00	174	10.6	60	39.2
09:00:00	137	12.2	36	39.3
10:00:00	135	10.9	20	39.0
11:00:00	131	9.9	19	37.8
12:00:00	135	11.7	32	38.8
13:00:00	117	13.5	29	39.1
14:00:00	128	13.1	38	39.7
15:00:00	171	9.4	39	38.7
16:00:00	160	10.6	40	38.9
17:00:00	178	10.3	38	39.5
18:00:00	172	9.3	47	38.8
19:00:00	109	11.8	18	38.3
20:00:00	65	18.5	13	38.7
21:00:00	56	21.5	18	39.4
22:00:00	25	22.1	5	38.5
23:00:00	9	34.7	4	40.0
00:00:00	0	N/A	N/A	N/A
01:00:00	10	24.5	1	37.5
02:00:00	1	27.5	0	0.0
03:00:00	3	40.8	3	40.8
04:00:00	2	40.0	2	40.0
05:00:00	16	27.7	8	40.6
06:00:00	56	18.8	23	39.9

Summary of Violators  
Leighton Road

from Mon-Sep-11-2023-01-00-PM to Mon-Oct-09-2023-12-59-PM

07:00:00	155	12.0	48	39.5
08:00:00	162	11.5	51	39.4
09:00:00	139	12.4	38	38.9
10:00:00	145	10.0	26	39.0
11:00:00	111	13.9	36	38.9
12:00:00	140	12.5	30	39.3
13:00:00	154	11.1	34	38.7
14:00:00	115	12.0	25	38.3
15:00:00	162	9.6	32	38.1
16:00:00	168	10.0	43	38.8
17:00:00	144	10.6	41	38.7
18:00:00	155	11.3	46	38.8
19:00:00	111	13.0	24	38.5
20:00:00	60	17.4	17	39.6
21:00:00	56	17.0	17	38.4
22:00:00	31	20.8	5	37.5
23:00:00	23	18.8	2	40.0
00:00:00	2	27.5	0	0.0
01:00:00	2	25.0	0	0.0
02:00:00	3	18.3	0	0.0
03:00:00	5	29.0	2	40.0
04:00:00	5	30.5	1	37.5
05:00:00	15	26.2	8	38.8
06:00:00	57	21.1	25	40.7
07:00:00	147	10.8	53	39.3
08:00:00	171	10.1	40	39.4
09:00:00	125	12.0	27	39.0
10:00:00	119	10.9	28	38.4
11:00:00	123	11.4	25	38.3
12:00:00	113	13.4	33	39.2
13:00:00	157	9.9	32	38.3
14:00:00	135	10.6	26	38.8
15:00:00	172	9.6	49	38.4
16:00:00	203	9.9	58	39.2
17:00:00	176	10.3	44	39.8
18:00:00	134	12.6	46	38.5
19:00:00	128	12.1	28	39.6
20:00:00	49	19.0	10	38.0
21:00:00	39	20.6	5	38.5
22:00:00	20	24.8	2	37.5
23:00:00	19	22.0	1	37.5
00:00:00	5	28.0	2	37.5
01:00:00	4	28.8	0	0.0
02:00:00	2	16.3	0	0.0
03:00:00	1	27.5	0	0.0
04:00:00	3	34.2	1	42.5
05:00:00	9	34.2	3	40.8
06:00:00	48	22.6	14	39.3
07:00:00	166	10.6	47	38.6

Summary of Violators  
Leighton Road

from Mon-Sep-11-2023-01-00-PM to Mon-Oct-09-2023-12-59-PM

08:00:00	155	11.2	39	39.3
09:00:00	136	10.8	30	38.5
10:00:00	134	11.4	29	38.2
11:00:00	144	12.0	42	39.2
12:00:00	167	8.8	34	38.2
13:00:00	154	10.3	39	38.4
14:00:00	127	13.0	34	39.9
15:00:00	175	10.3	39	38.8
16:00:00	200	8.5	47	38.6
17:00:00	195	9.4	60	38.9
18:00:00	147	12.3	43	39.5
19:00:00	112	11.3	24	39.0
20:00:00	63	17.5	18	40.0
21:00:00	29	24.2	9	39.2
22:00:00	34	17.0	5	37.5
23:00:00	26	27.0	5	38.5
00:00:00	9	34.2	3	40.8
01:00:00	6	35.8	3	40.8
02:00:00	5	26.0	1	47.5
03:00:00	5	31.5	1	37.5
04:00:00	2	35.0	1	37.5
05:00:00	5	22.5	2	40.0
06:00:00	27	26.1	13	39.4
07:00:00	50	17.1	10	40.0
08:00:00	73	16.0	28	38.4
09:00:00	116	13.3	33	39.0
10:00:00	142	11.2	33	39.0
11:00:00	164	10.0	40	38.8
12:00:00	189	8.8	52	38.8
13:00:00	174	10.2	44	39.0
14:00:00	150	10.5	31	39.0
15:00:00	134	12.2	32	39.4
16:00:00	145	10.9	24	39.2
17:00:00	140	10.5	32	38.4
18:00:00	94	13.9	27	39.4
19:00:00	93	15.9	23	39.5
20:00:00	48	20.1	11	38.4
21:00:00	27	22.9	7	39.6
22:00:00	30	18.3	4	40.0
23:00:00	23	18.8	2	37.5
00:00:00	17	25.1	5	39.5
01:00:00	7	33.2	1	42.5
02:00:00	3	30.8	1	37.5
03:00:00	0	N/A	N/A	N/A
04:00:00	3	32.5	1	37.5
05:00:00	6	30.8	2	37.5
06:00:00	12	27.1	3	39.2
07:00:00	26	31.5	10	42.5
08:00:00	43	19.0	15	38.5



Summary of Violators  
Leighton Road

from Mon-Sep-11-2023-01-00-PM to Mon-Oct-09-2023-12-59-PM

09:00:00	108	14.2	29	40.1
10:00:00	132	12.3	36	39.4
11:00:00	161	9.9	35	38.8
12:00:00	163	9.4	34	39.0
13:00:00	177	9.4	43	38.9
14:00:00	139	11.0	30	38.7
15:00:00	126	10.9	24	38.8
16:00:00	110	13.1	35	38.5
17:00:00	102	12.9	26	38.3
18:00:00	99	14.0	18	38.9
19:00:00	71	17.6	23	39.7
20:00:00	44	23.9	19	40.1
21:00:00	33	21.9	9	38.1
22:00:00	15	20.8	1	37.5
23:00:00	7	24.6	4	37.5
00:00:00	4	25.6	2	37.5
01:00:00	1	32.5	0	0.0
02:00:00	0	N/A	N/A	N/A
03:00:00	0	N/A	N/A	N/A
04:00:00	4	35.0	2	40.0
05:00:00	16	20.3	3	39.2
06:00:00	52	17.9	23	39.5
07:00:00	150	11.6	55	39.1
08:00:00	161	11.0	55	39.2
09:00:00	113	12.6	24	37.7
10:00:00	149	9.6	22	38.2
11:00:00	123	12.7	20	38.8
12:00:00	119	12.1	27	39.0
13:00:00	114	14.5	29	39.4
14:00:00	101	13.2	20	38.8
15:00:00	135	11.9	29	39.2
16:00:00	161	10.5	45	38.2
17:00:00	138	9.0	22	37.7
18:00:00	119	11.8	21	39.4
19:00:00	65	16.7	13	39.0
20:00:00	45	19.1	6	38.3
21:00:00	41	19.9	6	38.3
22:00:00	15	29.7	3	39.2
23:00:00	8	27.2	3	37.5
00:00:00	7	34.6	4	38.8
01:00:00	0	N/A	N/A	N/A
02:00:00	1	22.5	0	0.0
03:00:00	3	18.3	0	0.0
04:00:00	3	40.8	3	40.8
05:00:00	12	33.1	5	43.5
06:00:00	59	17.9	21	38.7
07:00:00	136	11.2	46	38.6
08:00:00	244	7.1	45	38.5
09:00:00	183	8.3	35	39.1

Summary of Violators  
Leighton Road

from Mon-Sep-11-2023-01-00-PM to Mon-Oct-09-2023-12-59-PM

10:00:00	132	11.3	29	39.1
11:00:00	131	11.4	26	38.3
12:00:00	136	11.5	38	39.6
13:00:00	138	11.1	33	38.4
14:00:00	145	9.7	47	38.2
15:00:00	157	11.1	36	39.2
16:00:00	168	11.5	54	39.4
17:00:00	164	10.3	50	38.9
18:00:00	187	8.9	51	38.6
19:00:00	97	12.6	19	38.8
20:00:00	45	20.8	8	39.4
21:00:00	50	17.3	11	38.4
22:00:00	32	19.5	7	37.5
23:00:00	11	28.6	3	37.5
00:00:00	6	24.6	0	0.0
01:00:00	6	23.3	4	37.5
02:00:00	1	37.5	1	37.5
03:00:00	0	N/A	N/A	N/A
04:00:00	3	35.8	1	47.5
05:00:00	9	35.8	5	39.5
06:00:00	61	17.1	23	39.5
07:00:00	161	8.9	52	38.8
08:00:00	155	11.6	47	39.8
09:00:00	144	11.4	36	38.9
10:00:00	147	10.3	37	38.4
11:00:00	147	10.6	26	39.0
12:00:00	148	10.5	27	38.1
13:00:00	161	8.4	16	37.8
14:00:00	121	11.2	14	38.6
15:00:00	128	12.8	37	39.5
16:00:00	159	10.4	41	38.6
17:00:00	198	9.0	51	39.1
18:00:00	164	10.2	42	38.3
19:00:00	81	16.3	22	38.9
20:00:00	39	19.2	11	39.3
21:00:00	51	19.9	15	38.8
22:00:00	25	20.4	5	39.5
23:00:00	13	30.0	3	42.5
00:00:00	14	27.9	5	37.5
01:00:00	1	27.5	0	0.0
02:00:00	0	N/A	N/A	N/A
03:00:00	1	37.5	1	37.5
04:00:00	6	40.0	5	41.5
05:00:00	11	25.0	5	37.5
06:00:00	45	19.4	18	40.3
07:00:00	150	9.9	45	38.5
08:00:00	177	9.5	45	38.7
09:00:00	167	8.5	25	37.9
10:00:00	123	10.5	21	38.5

Summary of Violators  
Leighton Road

from Mon-Sep-11-2023-01-00-PM to Mon-Oct-09-2023-12-59-PM

11:00:00	116	13.1	29	38.7
12:00:00	139	10.7	32	38.9
13:00:00	116	14.3	36	39.0
14:00:00	152	11.0	40	38.4
15:00:00	157	9.9	43	38.5
16:00:00	181	9.9	51	39.2
17:00:00	177	9.7	48	39.2
18:00:00	163	10.3	47	38.4
19:00:00	79	18.8	22	40.0
20:00:00	73	14.8	14	38.2
21:00:00	34	22.1	9	38.6
22:00:00	36	18.2	6	37.5
23:00:00	17	26.5	4	38.8
00:00:00	7	28.6	4	40.0
01:00:00	5	22.0	1	37.5
02:00:00	0	N/A	N/A	N/A
03:00:00	1	42.5	1	42.5
04:00:00	4	35.0	2	37.5
05:00:00	13	29.2	9	39.2
06:00:00	35	24.2	14	40.4
07:00:00	145	10.6	37	38.9
08:00:00	140	11.8	48	39.8
09:00:00	127	11.5	26	38.7
10:00:00	129	11.3	29	38.2
11:00:00	151	9.8	22	38.4
12:00:00	161	9.0	33	37.8
13:00:00	145	11.4	38	38.4
14:00:00	165	10.8	42	39.0
15:00:00	184	9.7	44	38.9
16:00:00	172	11.1	64	38.9
17:00:00	173	11.0	45	39.4
18:00:00	149	11.9	51	39.3
19:00:00	112	12.2	32	38.8
20:00:00	64	19.7	18	39.7
21:00:00	55	17.9	10	38.5
22:00:00	37	25.6	14	41.8
23:00:00	15	26.7	4	43.8
00:00:00	13	30.4	5	38.5
01:00:00	6	27.1	2	37.5
02:00:00	3	21.7	1	42.5
03:00:00	5	25.0	1	37.5
04:00:00	5	27.0	2	37.5
05:00:00	6	35.8	4	38.8
06:00:00	20	22.6	4	37.5
07:00:00	52	18.9	13	37.9
08:00:00	88	16.3	30	39.5
09:00:00	139	10.8	32	39.4
10:00:00	139	12.5	33	39.3
11:00:00	177	9.3	50	38.7

Summary of Violators  
Leighton Road

from Mon-Sep-11-2023-01-00-PM to Mon-Oct-09-2023-12-59-PM

12:00:00	175	9.7	41	38.7
13:00:00	153	10.8	30	39.2
14:00:00	136	10.8	32	38.6
15:00:00	141	10.4	31	38.3
16:00:00	141	10.6	37	38.6
17:00:00	115	9.8	18	37.8
18:00:00	94	15.9	26	39.4
19:00:00	64	17.7	17	38.4
20:00:00	33	27.8	12	40.0
21:00:00	52	15.9	12	37.5
22:00:00	37	25.4	10	42.0
23:00:00	26	23.7	8	40.0
00:00:00	5	29.0	4	37.5
01:00:00	5	38.5	4	40.0
02:00:00	2	37.5	1	42.5
03:00:00	5	35.5	3	39.2
04:00:00	4	32.5	2	37.5
05:00:00	3	32.5	1	37.5
06:00:00	19	21.1	6	39.2
07:00:00	19	30.0	9	40.3
08:00:00	57	21.8	16	40.3
09:00:00	103	14.3	34	39.1
10:00:00	160	10.5	42	39.2
11:00:00	155	10.0	28	37.9
12:00:00	117	14.0	31	38.8
13:00:00	163	10.0	31	39.0
14:00:00	157	9.5	28	38.6
15:00:00	130	11.1	35	38.1
16:00:00	150	11.6	40	38.9
17:00:00	124	12.6	37	39.3
18:00:00	85	15.6	18	40.8
19:00:00	77	15.7	22	38.6
20:00:00	32	24.6	11	40.2
21:00:00	27	19.9	4	41.3
22:00:00	19	19.2	4	38.8
23:00:00	15	24.2	4	40.0

Incoming Histogram

Leighton Road

from Mon-Sep-11-2023-01-00-PM to Mon-Oct-09-2023-12-59-PM

Date	Starting Hr:min	<15	15 to <20	20 to <25	25 to <30	30 to <35	35 to <40	40 to <45	45 to <50	50 to <55	55 to <60	60 to <65	65 to <70	70 to <75	75 to <80	80 to <85	85 to <90	90 to <95	95 to <100	100 to >105	Total Counts	Avg Speed (MPH)	85pet Speed	10MPH Pace	% in pace	# of Speeders	% Speeders	
11/09/2023	00:00	*	*	*	*	*	*	*	*	*	*	*	*	*	*	*	*	*	*	*	*	*	*	*	*	*	*	
11/09/2023	01:00	*	*	*	*	*	*	*	*	*	*	*	*	*	*	*	*	*	*	*	*	*	*	*	*	*	*	
11/09/2023	02:00	*	*	*	*	*	*	*	*	*	*	*	*	*	*	*	*	*	*	*	*	*	*	*	*	*	*	
11/09/2023	03:00	*	*	*	*	*	*	*	*	*	*	*	*	*	*	*	*	*	*	*	*	*	*	*	*	*	*	
11/09/2023	04:00	*	*	*	*	*	*	*	*	*	*	*	*	*	*	*	*	*	*	*	*	*	*	*	*	*	*	
11/09/2023	05:00	*	*	*	*	*	*	*	*	*	*	*	*	*	*	*	*	*	*	*	*	*	*	*	*	*	*	
11/09/2023	06:00	*	*	*	*	*	*	*	*	*	*	*	*	*	*	*	*	*	*	*	*	*	*	*	*	*	*	
11/09/2023	07:00	*	*	*	*	*	*	*	*	*	*	*	*	*	*	*	*	*	*	*	*	*	*	*	*	*	*	
11/09/2023	08:00	*	*	*	*	*	*	*	*	*	*	*	*	*	*	*	*	*	*	*	*	*	*	*	*	*	*	
11/09/2023	09:00	*	*	*	*	*	*	*	*	*	*	*	*	*	*	*	*	*	*	*	*	*	*	*	*	*	*	
11/09/2023	10:00	*	*	*	*	*	*	*	*	*	*	*	*	*	*	*	*	*	*	*	*	*	*	*	*	*	*	
11/09/2023	11:00	*	*	*	*	*	*	*	*	*	*	*	*	*	*	*	*	*	*	*	*	*	*	*	*	*	*	
11/09/2023	12:00	*	*	*	*	*	*	*	*	*	*	*	*	*	*	*	*	*	*	*	*	*	*	*	*	*	*	
11/09/2023	13:00	0	0	2	11	4	1	0	0	0	0	0	0	0	0	0	0	0	0	0	0	18	28.6	32.5	25 to 35	83.3	1	5.6
11/09/2023	14:00	0	2	17	29	39	34	9	2	0	0	0	0	0	0	0	0	0	0	0	0	132	32	38.7	30 to 40	55.3	45	34.1
11/09/2023	15:00	1	4	8	41	52	29	9	2	0	0	0	0	0	0	0	0	0	0	0	0	146	31.7	38.1	25 to 35	63.7	40	27.4
11/09/2023	16:00	0	2	13	46	47	29	17	0	0	0	0	0	0	0	0	0	0	0	0	0	154	31.9	39	25 to 35	60.4	46	29.9
11/09/2023	17:00	0	1	24	56	59	33	11	2	0	0	0	0	0	0	0	0	0	0	0	0	186	31.2	37.7	25 to 35	61.8	46	24.7
11/09/2023	18:00	0	0	12	42	38	28	8	1	0	0	0	0	0	0	0	0	0	0	0	0	129	31.6	38.2	25 to 35	62.0	37	28.7
11/09/2023	19:00	0	1	14	17	35	15	7	2	0	0	0	0	0	0	0	0	0	0	0	0	91	31.6	38.3	25 to 35	57.1	24	26.4
11/09/2023	20:00	0	0	10	19	14	9	6	1	1	0	0	0	0	0	0	0	0	0	0	0	60	31.4	39.4	25 to 35	55.0	17	28.3
11/09/2023	21:00	0	0	5	8	16	10	3	0	0	0	0	0	0	0	0	0	0	0	0	0	42	32	38.5	30 to 40	61.9	13	31.0
11/09/2023	22:00	0	0	3	8	7	6	2	0	0	0	0	0	0	0	0	0	0	0	0	0	26	31.5	38.3	25 to 35	57.7	8	30.8
11/09/2023	23:00	0	0	0	4	3	3	0	0	0	0	0	0	0	0	0	0	0	0	0	0	10	31.7	36.7	25 to 35	70.0	3	30.0
24 Hr Summary		1	10	108	281	314	197	72	10	1	0	0	0	0	0	0	0	0	0	0	0	994	31.6	38.3	25 to 35	59.9	280	28.2

Incoming Histogram

Leighton Road

from Mon-Sep-11-2023-01-00-PM to Mon-Oct-09-2023-12-59-PM

Date	Starting Hr:min	<15	15 to <20	20 to <25	25 to <30	30 to <35	35 to <40	40 to <45	45 to <50	50 to <55	55 to <60	60 to <65	65 to <70	70 to <75	75 to <80	80 to <85	85 to <90	90 to <95	95 to <100	100 to >105	Total Counts	Avg Speed (MPH)	85pet Speed	10MPH Pace	% in pace	# of Speeders	% Speeders	
12/09/2023	00:00	0	0	2	1	3	3	2	0	0	0	0	0	0	0	0	0	0	0	0	0	11	33.1	40	30 to 40	54.5	5	45.5
12/09/2023	01:00	0	0	0	0	0	1	0	0	0	0	0	0	0	0	0	0	0	0	0	0	1	37	40	30 to 40	100.0	1	100.0
12/09/2023	02:00	0	0	0	0	1	1	0	0	0	0	0	0	0	0	0	0	0	0	0	0	2	34.5	40	30 to 40	100.0	1	50.0
12/09/2023	03:00	0	0	0	4	5	1	2	0	0	0	0	0	0	0	0	0	0	0	0	0	12	32.7	40	25 to 35	75.0	3	25.0
12/09/2023	04:00	0	0	0	5	5	4	1	0	0	0	0	0	0	0	0	0	0	0	0	0	15	32.5	38.8	25 to 35	66.7	5	33.3
12/09/2023	05:00	0	0	0	6	3	6	0	1	0	0	0	0	0	0	0	0	0	0	0	0	16	33.3	39.2	25 to 35	56.3	7	43.8
12/09/2023	06:00	0	0	1	10	20	17	2	2	0	0	0	0	0	0	0	0	0	0	0	0	52	33.7	38.8	30 to 40	71.2	21	40.4
12/09/2023	07:00	0	2	18	34	48	39	16	2	0	0	0	0	0	0	0	0	0	0	0	0	159	32.4	39.2	30 to 40	54.7	57	35.8
12/09/2023	08:00	0	0	9	39	61	37	9	4	0	0	0	0	0	0	0	0	0	0	0	0	159	32.7	38.5	25 to 35	62.9	50	31.4
12/09/2023	09:00	0	2	18	42	30	29	6	1	0	0	0	0	0	0	0	0	0	0	0	0	128	30.8	37.9	25 to 35	56.3	36	28.1
12/09/2023	10:00	0	3	17	34	35	34	8	1	0	0	0	0	0	0	0	0	0	0	0	0	132	31.5	38.4	25 to 35	52.3	43	32.6
12/09/2023	11:00	0	1	15	29	42	25	5	0	0	0	0	0	0	0	0	0	0	0	0	0	117	31.2	37.4	25 to 35	60.7	30	25.6
12/09/2023	12:00	1	0	19	49	30	22	5	0	0	0	0	0	0	0	0	0	0	0	0	0	126	30	36.8	25 to 35	62.7	27	21.4
12/09/2023	13:00	0	4	13	39	24	18	8	0	0	0	0	0	0	0	0	0	0	0	0	0	106	30.3	37.8	25 to 35	59.4	26	24.5
12/09/2023	14:00	0	2	18	39	51	22	10	1	0	0	0	0	0	0	0	0	0	0	0	0	143	31.1	37.7	25 to 35	62.9	33	23.1
12/09/2023	15:00	1	6	27	52	54	23	5	0	0	0	0	0	0	0	0	0	0	0	0	0	168	29.6	35.7	25 to 35	63.1	28	16.7
12/09/2023	16:00	0	2	20	46	44	38	8	1	0	0	0	0	0	0	0	0	0	0	0	0	159	31.3	38	25 to 35	56.6	47	29.6
12/09/2023	17:00	0	1	19	41	57	28	4	0	0	0	0	0	0	0	0	0	0	0	0	0	150	30.9	36.8	25 to 35	65.3	32	21.3
12/09/2023	18:00	0	1	18	34	36	24	5	0	0	0	0	0	0	0	0	0	0	0	0	0	118	30.8	37.3	25 to 35	59.3	29	24.6
12/09/2023	19:00	1	0	8	37	34	19	1	0	0	0	0	0	0	0	0	0	0	0	0	0	100	30.6	36.3	25 to 35	71.0	20	20.0
12/09/2023	20:00	0	0	7	27	17	11	1	0	0	0	0	0	0	0	0	0	0	0	0	0	63	30.1	36.4	25 to 35	69.8	12	19.0
12/09/2023	21:00	0	3	8	14	9	3	3	0	0	0	0	0	0	0	0	0	0	0	0	0	40	28.5	35	25 to 35	57.5	6	15.0
12/09/2023	22:00	0	0	9	8	5	5	0	0	0	0	0	0	0	0	0	0	0	0	0	0	27	28.4	36	20 to 30	63.0	5	18.5
12/09/2023	23:00	0	0	3	3	2	1	1	0	0	0	0	0	0	0	0	0	0	0	0	0	10	29.2	35	20 to 30	60.0	2	20.0
24 Hr Summary		3	27	249	593	616	411	102	13	0	0	0	0	0	0	0	0	0	0	0	0	2014	31.1	37.7	25 to 35	60.0	526	26.1

Incoming Histogram

Leighton Road

from Mon-Sep-11-2023-01-00-PM to Mon-Oct-09-2023-12-59-PM

Date	Starting Hr:min	<15	15 to <20	20 to <25	25 to <30	30 to <35	35 to <40	40 to <45	45 to <50	50 to <55	55 to <60	60 to <65	65 to <70	70 to <75	75 to <80	80 to <85	85 to <90	90 to <95	95 to <100	100 to >105	Total Counts	Avg Speed (MPH)	85pct Speed	10MPH Pace	% in pace	# of Speeders	% Speeders	
13/09/2023	00:00	0	0	1	1	3	3	0	0	0	0	0	0	0	0	0	0	0	0	0	0	8	32.1	38.3	30 to 40	75.0	3	37.5
13/09/2023	01:00	0	0	0	0	1	0	0	0	0	0	0	0	0	0	0	0	0	0	0	0	1	32	35	25 to 35	100.0	*	*
13/09/2023	02:00	0	0	0	0	0	0	0	0	0	0	0	0	0	0	0	0	0	0	0	0	0	0	0	*	*	*	*
13/09/2023	03:00	0	0	0	1	1	0	1	0	0	0	0	0	0	0	0	0	0	0	0	0	3	33.7	45	25 to 35	66.7	1	33.3
13/09/2023	04:00	0	0	0	0	1	0	0	0	0	0	0	0	0	0	0	0	0	0	0	0	1	32	35	25 to 35	100.0	*	*
13/09/2023	05:00	0	0	0	5	3	4	4	0	1	0	0	0	0	0	0	0	0	0	0	0	17	35.4	42.5	25 to 35	47.1	9	52.9
13/09/2023	06:00	0	0	5	11	18	18	5	0	0	0	0	0	0	0	0	0	0	0	0	0	57	32.9	38.9	30 to 40	63.2	23	40.4
13/09/2023	07:00	0	4	22	30	55	40	12	0	0	0	0	0	0	0	0	0	0	0	0	0	163	31.7	38.5	30 to 40	58.3	52	31.9
13/09/2023	08:00	1	3	19	54	47	44	12	2	1	0	0	0	0	0	0	0	0	0	0	0	183	31.7	38.6	25 to 35	55.2	59	32.2
13/09/2023	09:00	5	5	17	33	36	21	6	0	0	0	0	0	0	0	0	0	0	0	0	0	123	29.5	37.1	25 to 35	56.1	27	22.0
13/09/2023	10:00	1	6	18	41	34	20	9	0	0	0	0	0	0	0	0	0	0	0	0	0	129	30	37.5	25 to 35	58.1	29	22.5
13/09/2023	11:00	0	3	14	48	40	32	3	0	0	0	0	0	0	0	0	0	0	0	0	0	140	30.8	37.2	25 to 35	62.9	35	25.0
13/09/2023	12:00	0	3	19	45	44	22	8	2	0	0	0	0	0	0	0	0	0	0	0	0	143	30.7	37.5	25 to 35	62.2	32	22.4
13/09/2023	13:00	1	0	17	39	30	22	4	0	0	0	0	0	0	0	0	0	0	0	0	0	113	30.3	37	25 to 35	61.1	26	23.0
13/09/2023	14:00	1	2	18	47	37	33	4	5	0	0	0	0	0	0	0	0	0	0	0	0	147	31.1	38	25 to 35	57.1	42	28.6
13/09/2023	15:00	0	0	20	56	50	42	10	2	0	0	0	0	0	0	0	0	0	0	0	0	180	31.6	38.2	25 to 35	58.9	54	30.0
13/09/2023	16:00	1	1	25	51	56	48	12	1	0	0	0	0	0	0	0	0	0	0	0	0	195	31.6	38.3	25 to 35	54.9	61	31.3
13/09/2023	17:00	1	3	16	47	59	29	7	2	0	0	0	0	0	0	0	0	0	0	0	0	164	31.1	37.2	25 to 35	64.6	38	23.2
13/09/2023	18:00	0	3	15	37	41	29	10	1	0	0	0	0	0	0	0	0	0	0	0	0	136	31.5	38.4	25 to 35	57.4	40	29.4
13/09/2023	19:00	0	1	20	45	35	13	7	0	0	0	0	0	0	0	0	0	0	0	0	0	121	29.9	35.8	25 to 35	66.1	20	16.5
13/09/2023	20:00	0	0	4	14	18	10	4	1	0	0	0	0	0	0	0	0	0	0	0	0	51	32.1	38.5	25 to 35	62.7	15	29.4
13/09/2023	21:00	1	0	7	15	10	10	2	1	0	1	0	0	0	0	0	0	0	0	0	0	47	31	38.5	25 to 35	53.2	14	29.8
13/09/2023	22:00	0	1	1	7	13	6	1	0	1	0	0	0	0	0	0	0	0	0	0	0	30	32.3	38.3	25 to 35	66.7	8	26.7
13/09/2023	23:00	0	1	5	9	3	1	0	0	0	0	0	0	0	0	0	0	0	0	0	0	19	26.7	31.7	20 to 30	73.7	1	5.3
24 Hr Summary		12	36	263	636	635	447	121	17	3	1	0	0	0	0	0	0	0	0	0	0	2171	31.1	37.9	25 to 35	58.5	589	27.1

Incoming Histogram

Leighton Road

from Mon-Sep-11-2023-01-00-PM to Mon-Oct-09-2023-12-59-PM

Date	Starting Hr:min	<15	15 to <20	20 to <25	25 to <30	30 to <35	35 to <40	40 to <45	45 to <50	50 to <55	55 to <60	60 to <65	65 to <70	70 to <75	75 to <80	80 to <85	85 to <90	90 to <95	95 to <100	100 to >105	Total Counts	Avg Speed (MPH)	85pct Speed	10MPH Pace	% in pace	# of Speeders	% Speeders	
14/09/2023	00:00	0	0	0	0	2	2	0	0	0	0	0	0	0	0	0	0	0	0	0	0	4	35	37.5	30 to 40	100.0	2	50.0
14/09/2023	01:00	0	0	0	1	0	4	0	0	1	0	0	0	0	0	0	0	0	0	0	0	6	38	40	30 to 40	66.7	5	83.3
14/09/2023	02:00	0	0	0	0	0	0	0	0	0	0	0	0	0	0	0	0	0	0	0	0	0	0	0	*	*	*	*
14/09/2023	03:00	0	0	0	1	1	2	1	0	0	0	0	0	0	0	0	0	0	0	0	0	5	35	40	30 to 40	60.0	3	60.0
14/09/2023	04:00	0	0	0	0	1	1	0	0	0	0	0	0	0	0	0	0	0	0	0	0	2	34.5	40	30 to 40	100.0	1	50.0
14/09/2023	05:00	0	0	0	3	11	5	3	1	0	0	0	0	0	0	0	0	0	0	0	0	23	34.7	41.7	30 to 40	69.6	9	39.1
14/09/2023	06:00	0	0	1	17	23	19	4	3	0	0	0	0	0	0	0	0	0	0	0	0	67	33.6	39.2	30 to 40	62.7	26	38.8
14/09/2023	07:00	0	2	22	45	53	52	13	1	0	0	0	0	0	0	0	0	0	0	0	0	188	32.1	38.7	30 to 40	55.9	66	35.1
14/09/2023	08:00	0	2	17	33	49	33	11	1	0	0	0	0	0	0	0	0	0	0	0	0	146	31.9	38.5	25 to 35	56.2	45	30.8
14/09/2023	09:00	0	1	8	32	61	29	7	1	0	0	0	0	0	0	0	0	0	0	0	0	139	32.2	37.8	25 to 35	66.9	37	26.6
14/09/2023	10:00	0	1	22	39	44	14	6	0	0	0	0	0	0	0	0	0	0	0	0	0	126	30	35.4	25 to 35	65.9	20	15.9
14/09/2023	11:00	1	3	19	44	37	24	5	2	0	0	0	0	0	0	0	0	0	0	0	0	135	30.3	37.3	25 to 35	60.0	31	23.0
14/09/2023	12:00	0	3	20	51	35	25	6	0	0	0	0	0	0	0	0	0	0	0	0	0	140	30.1	37	25 to 35	61.4	31	22.1
14/09/2023	13:00	2	6	17	42	38	13	7	2	0	0	0	0	0	0	0	0	0	0	0	0	127	29.7	36.2	25 to 35	63.0	22	17.3
14/09/2023	14:00	1	4	14	45	48	30	10	0	0	0	0	0	0	0	0	0	0	0	0	0	152	31.1	37.8	25 to 35	61.2	40	26.3
14/09/2023	15:00	0	2	19	40	54	42	10	1	0	0	0	0	0	0	0	0	0	0	0	0	168	31.8	38.3	30 to 40	57.1	53	31.5
14/09/2023	16:00	0	2	22	48	41	40	20	3	0	0	0	0	0	0	0	0	0	0	0	0	176	32.1	39.6	25 to 35	50.6	63	35.8
14/09/2023	17:00	0	1	14	40	60	39	9	1	0	0	0	0	0	0	0	0	0	0	0	0	164	32.1	38.1	25 to 35	61.0	49	29.9
14/09/2023	18:00	0	1	15	36	42	30	17	0	0	0	0	0	0	0	0	0	0	0	0	0	141	32.2	39.3	25 to 35	55.3	47	33.3
14/09/2023	19:00	0	1	14	39	32	14	7	1	0	0	0	0	0	0	0	0	0	0	0	0	108	30.6	37.1	25 to 35	65.7	22	20.4
14/09/2023	20:00	0	3	9	30	22	4	0	0	0	0	0	0	0	0	0	0	0	0	0	0	68	28.4	33.6	25 to 35	76.5	4	5.9
14/09/2023	21:00	0	0	4	7	14	10	1	1	0	0	0	0	0	0	0	0	0	0	0	0	37	32.3	38	30 to 40	64.9	12	32.4
14/09/2023	22:00	0	0	11	7	8	3	2	0	0	0	0	0	0	0	0	0	0	0	0	0	31	28.6	35	20 to 30	58.1	5	16.1
14/09/2023	23:00	0	0	1	2	5	6	0	0	0	0	0	0	0	0	0	0	0	0	0	0	14	32.9	38.3	30 to 40	78.6	6	42.9
24 Hr Summary		4	32	249	602	681	441	139	18	1	0	0	0	0	0	0	0	0	0	0	0	2167	31.4	38.1	25 to 35	59.2	599	27.6



Incoming Histogram

Leighton Road

from Mon-Sep-11-2023-01-00-PM to Mon-Oct-09-2023-12-59-PM

Date	Starting Hr:min	<15	15 to <20	20 to <25	25 to <30	30 to <35	35 to <40	40 to <45	45 to <50	50 to <55	55 to <60	60 to <65	65 to <70	70 to <75	75 to <80	80 to <85	85 to <90	90 to <95	95 to <100	100 to >105	Total Counts	Avg Speed (MPH)	85pet Speed	10MPH Pace	% in pace	# of Speeders	% Speeders	
15/09/2023	00:00	0	0	0	3	3	1	0	0	0	0	0	0	0	0	0	0	0	0	0	0	7	30.6	35	25 to 35	85.7	1	14.3
15/09/2023	01:00	0	0	0	0	1	0	0	0	0	0	0	0	0	0	0	0	0	0	0	0	1	32	35	25 to 35	100.0	*	*
15/09/2023	02:00	0	0	0	0	0	0	0	0	0	0	0	0	0	0	0	0	0	0	0	0	0	0	0	*	*	*	*
15/09/2023	03:00	0	0	0	1	0	1	0	1	0	0	0	0	0	0	0	0	0	0	0	0	3	37	50	20 to 30	33.3	2	66.7
15/09/2023	04:00	0	0	0	2	3	3	1	0	0	0	0	0	0	0	0	0	0	0	0	0	9	33.9	40	30 to 40	66.7	4	44.4
15/09/2023	05:00	0	0	1	3	4	3	1	1	0	0	0	0	0	0	0	0	0	0	0	0	13	33.4	40	25 to 35	53.8	5	38.5
15/09/2023	06:00	0	0	1	9	19	18	9	0	0	0	0	0	0	0	0	0	0	0	0	0	56	34.6	40.6	30 to 40	66.1	27	48.2
15/09/2023	07:00	0	3	10	34	44	36	18	3	0	0	0	0	0	0	0	0	0	0	0	0	148	33	39.9	30 to 40	54.1	57	38.5
15/09/2023	08:00	0	4	9	31	49	41	14	1	0	0	0	0	0	0	0	0	0	0	0	0	149	32.8	39.1	30 to 40	60.4	56	37.6
15/09/2023	09:00	0	1	13	56	43	28	9	0	0	0	0	0	0	0	0	0	0	0	0	0	150	31.1	37.7	25 to 35	66.0	37	24.7
15/09/2023	10:00	0	1	15	44	37	28	9	2	0	0	0	0	0	0	0	0	0	0	0	0	136	31.5	38.4	25 to 35	59.6	39	28.7
15/09/2023	11:00	0	2	24	37	55	19	9	0	0	0	0	0	0	0	0	0	0	0	0	0	146	30.5	36.6	25 to 35	63.0	28	19.2
15/09/2023	12:00	0	3	17	43	51	23	4	0	0	0	0	0	0	0	0	0	0	0	0	0	141	30.5	36.3	25 to 35	66.7	27	19.1
15/09/2023	13:00	0	6	14	48	34	30	8	0	0	0	0	0	0	0	0	0	0	0	0	0	140	30.7	37.8	25 to 35	58.6	38	27.1
15/09/2023	14:00	0	1	25	56	34	27	7	1	0	0	0	0	0	0	0	0	0	0	0	0	151	30.2	37.2	25 to 35	59.6	35	23.2
15/09/2023	15:00	1	4	19	41	47	33	11	0	0	0	0	0	0	0	0	0	0	0	0	0	156	31.1	38.2	25 to 35	56.4	44	28.2
15/09/2023	16:00	0	6	26	52	55	32	15	2	0	0	0	0	0	0	0	0	0	0	0	0	188	31	38.3	25 to 35	56.9	49	26.1
15/09/2023	17:00	0	6	10	54	59	28	13	2	0	0	0	0	0	0	0	0	0	0	0	0	172	31.5	38	25 to 35	65.7	43	25.0
15/09/2023	18:00	1	3	17	32	39	38	7	3	0	0	0	0	0	0	0	0	0	0	0	0	140	31.7	38.6	30 to 40	55.0	48	34.3
15/09/2023	19:00	1	2	14	36	38	29	7	0	0	0	0	0	0	0	0	0	0	0	0	0	127	31.2	37.9	25 to 35	58.3	36	28.3
15/09/2023	20:00	0	0	1	19	27	18	7	1	0	0	0	0	0	0	0	0	0	0	0	0	73	33.3	39.2	25 to 35	63.0	26	35.6
15/09/2023	21:00	0	0	5	11	18	10	3	1	0	0	0	0	0	0	0	0	0	0	0	0	48	32.1	38.5	25 to 35	60.4	14	29.2
15/09/2023	22:00	0	0	6	16	18	5	3	0	0	0	0	0	0	0	0	0	0	0	0	0	48	30.5	36	25 to 35	70.8	8	16.7
15/09/2023	23:00	0	0	1	8	4	4	1	0	0	0	0	0	0	0	0	0	0	0	0	0	18	31.1	37.5	25 to 35	66.7	5	27.8
24 Hr Summary		3	42	228	636	682	455	156	18	0	0	0	0	0	0	0	0	0	0	0	0	2220	31.5	38.3	25 to 35	59.4	629	28.3

Incoming Histogram

Leighton Road

from Mon-Sep-11-2023-01-00-PM to Mon-Oct-09-2023-12-59-PM

Date	Starting Hr:min	<15	15 to <20	20 to <25	25 to <30	30 to <35	35 to <40	40 to <45	45 to <50	50 to <55	55 to <60	60 to <65	65 to <70	70 to <75	75 to <80	80 to <85	85 to <90	90 to <95	95 to <100	100 to >105	Total Counts	Avg Speed (MPH)	85pet Speed	10MPH Pace	% in pace	# of Speeders	% Speeders	
16/09/2023	00:00	0	0	0	0	2	3	1	0	0	0	0	0	0	0	0	0	0	0	0	0	6	36.2	40	30 to 40	83.3	4	66.7
16/09/2023	01:00	0	0	0	1	1	0	0	0	0	0	0	0	0	0	0	0	0	0	0	0	2	29.5	35	25 to 35	100.0	*	*
16/09/2023	02:00	0	0	0	0	0	2	0	0	0	0	0	0	0	0	0	0	0	0	0	0	2	37	40	30 to 40	100.0	2	100.0
16/09/2023	03:00	0	0	0	0	3	1	0	0	0	0	0	0	0	0	0	0	0	0	0	0	4	33.5	35	30 to 40	100.0	1	25.0
16/09/2023	04:00	0	0	0	1	1	1	0	0	0	0	0	0	0	0	0	0	0	0	0	0	3	32	40	25 to 35	66.7	1	33.3
16/09/2023	05:00	0	0	0	1	3	0	1	0	1	0	0	0	0	0	0	0	0	0	0	0	6	36.3	45	25 to 35	66.7	2	33.3
16/09/2023	06:00	0	0	0	7	8	8	4	1	0	0	0	0	0	0	0	0	0	0	0	0	28	34.3	41.2	30 to 40	57.1	13	46.4
16/09/2023	07:00	0	2	3	9	12	12	5	3	0	0	0	0	0	0	0	0	0	0	0	0	46	33.3	41	30 to 40	52.2	20	43.5
16/09/2023	08:00	0	2	4	21	27	27	7	1	0	0	0	0	0	0	0	0	0	0	0	0	89	32.9	39.1	30 to 40	60.7	35	39.3
16/09/2023	09:00	0	2	12	42	49	22	10	1	0	0	0	0	0	0	0	0	0	0	0	0	138	31.4	37.7	25 to 35	65.9	33	23.9
16/09/2023	10:00	1	2	13	55	56	21	8	1	0	0	0	0	0	0	0	0	0	0	0	0	157	30.8	36.4	25 to 35	70.7	30	19.1
16/09/2023	11:00	1	5	20	53	50	25	7	2	0	0	0	0	0	0	0	0	0	0	0	0	163	30.4	37	25 to 35	63.2	34	20.9
16/09/2023	12:00	0	3	17	42	42	31	9	1	0	0	0	0	0	0	0	0	0	0	0	0	145	31.2	38.1	25 to 35	57.9	41	28.3
16/09/2023	13:00	0	3	22	45	52	21	7	3	0	0	0	0	0	0	0	0	0	0	0	0	153	30.6	36.9	25 to 35	63.4	31	20.3
16/09/2023	14:00	1	2	21	46	47	27	6	2	0	0	0	0	0	0	0	0	0	0	0	0	152	30.7	37.2	25 to 35	61.2	35	23.0
16/09/2023	15:00	0	1	20	53	38	32	5	2	0	0	0	0	0	0	0	0	0	0	0	0	151	30.8	37.5	25 to 35	60.3	39	25.8
16/09/2023	16:00	0	1	20	39	44	36	6	1	0	0	0	0	0	0	0	0	0	0	0	0	147	31.3	37.9	25 to 35	56.5	43	29.3
16/09/2023	17:00	0	1	4	48	38	21	6	0	0	0	0	0	0	0	0	0	0	0	0	0	118	31.3	37.1	25 to 35	72.9	27	22.9
16/09/2023	18:00	0	0	19	38	38	25	8	0	0	0	0	0	0	0	0	0	0	0	0	0	128	31	37.8	25 to 35	59.4	33	25.8
16/09/2023	19:00	0	0	6	11	24	19	1	1	0	0	0	0	0	0	0	0	0	0	0	0	62	32.4	38.2	30 to 40	69.4	21	33.9
16/09/2023	20:00	0	0	7	11	23	11	1	2	0	0	0	0	0	0	0	0	0	0	0	0	55	31.8	37.7	25 to 35	61.8	14	25.5
16/09/2023	21:00	0	2	5	12	16	10	0	0	0	0	0	0	0	0	0	0	0	0	0	0	45	30.3	36.5	25 to 35	62.2	10	22.2
16/09/2023	22:00	0	0	5	10	9	1	0	0	0	0	0	0	0	0	0	0	0	0	0	0	25	28.5	33.3	25 to 35	76.0	1	4.0
16/09/2023	23:00	0	0	2	5	2	6	3	0	0	0	0	0	0	0	0	0	0	0	0	0	18	33	40	35 to 45	50.0	9	50.0
24 Hr Summary		3	26	200	550	585	362	95	21	1	0	0	0	0	0	0	0	0	0	0	0	1843	31.2	37.8	25 to 35	61.6	479	26.0

Incoming Histogram

Leighton Road

from Mon-Sep-11-2023-01-00-PM to Mon-Oct-09-2023-12-59-PM

Date	Starting Hr:min	<15	15 to <20	20 to <25	25 to <30	30 to <35	35 to <40	40 to <45	45 to <50	50 to <55	55 to <60	60 to <65	65 to <70	70 to <75	75 to <80	80 to <85	85 to <90	90 to <95	95 to <100	100 to >105	Total Counts	Avg Speed (MPH)	85pet Speed	10MPH Pace	% in pace	# of Speeders	% Speeders	
17/09/2023	00:00	0	0	0	2	4	5	1	1	0	0	0	0	0	0	0	0	0	0	0	0	13	35.2	40	30 to 40	69.2	7	53.8
17/09/2023	01:00	0	0	1	2	2	2	0	0	0	0	0	0	0	0	0	0	0	0	0	0	7	30.6	37.5	25 to 35	57.1	2	28.6
17/09/2023	02:00	0	0	1	3	2	1	0	0	0	0	0	0	0	0	0	0	0	0	0	0	7	29.1	35	25 to 35	71.4	1	14.3
17/09/2023	03:00	0	0	0	1	4	0	0	0	0	0	0	0	0	0	0	0	0	0	0	0	5	31.2	33.8	25 to 35	100.0	*	*
17/09/2023	04:00	0	0	0	0	1	0	0	0	0	0	0	0	0	0	0	0	0	0	0	0	1	32	35	25 to 35	100.0	*	*
17/09/2023	05:00	0	0	0	2	0	3	0	0	0	0	0	0	0	0	0	0	0	0	0	0	5	33	38.3	30 to 40	60.0	3	60.0
17/09/2023	06:00	0	2	1	0	5	2	2	0	0	0	0	0	0	0	0	0	0	0	0	0	12	31.3	40	30 to 40	58.3	4	33.3
17/09/2023	07:00	0	0	0	0	4	7	6	0	1	0	0	0	0	0	0	0	0	0	0	0	18	38.5	43.3	35 to 45	72.2	14	77.8
17/09/2023	08:00	0	0	2	14	17	14	9	1	0	0	0	0	0	0	0	0	0	0	0	0	57	33.9	40.6	25 to 35	54.4	24	42.1
17/09/2023	09:00	1	5	11	20	31	28	10	0	0	0	0	0	0	0	0	0	0	0	0	0	106	31.7	38.9	30 to 40	55.7	38	35.8
17/09/2023	10:00	0	7	25	42	35	29	6	0	0	0	0	0	0	0	0	0	0	0	0	0	144	29.9	37.2	25 to 35	53.5	35	24.3
17/09/2023	11:00	0	1	21	50	40	24	4	2	0	0	0	0	0	0	0	0	0	0	0	0	142	30.4	36.9	25 to 35	63.4	30	21.1
17/09/2023	12:00	0	2	18	64	49	23	7	1	0	0	0	0	0	0	0	0	0	0	0	0	164	30.4	36.3	25 to 35	68.9	31	18.9
17/09/2023	13:00	0	3	24	57	68	26	9	1	0	0	0	0	0	0	0	0	0	0	0	0	188	30.6	36.5	25 to 35	66.5	36	19.1
17/09/2023	14:00	0	1	8	40	45	25	8	0	0	0	0	0	0	0	0	0	0	0	0	0	127	31.7	37.8	25 to 35	66.9	33	26.0
17/09/2023	15:00	0	3	21	33	40	24	1	1	0	0	0	0	0	0	0	0	0	0	0	0	123	30.2	36.7	25 to 35	59.3	26	21.1
17/09/2023	16:00	0	4	19	37	31	18	4	1	0	0	0	0	0	0	0	0	0	0	0	0	114	29.8	36.7	25 to 35	59.6	23	20.2
17/09/2023	17:00	0	0	10	32	30	23	7	0	0	0	0	0	0	0	0	0	0	0	0	0	102	31.6	38.3	25 to 35	60.8	30	29.4
17/09/2023	18:00	0	1	12	41	29	17	6	1	0	0	0	0	0	0	0	0	0	0	0	0	107	30.7	37.4	25 to 35	65.4	24	22.4
17/09/2023	19:00	0	1	8	33	25	16	2	1	0	0	0	0	0	0	0	0	0	0	0	0	86	30.7	36.9	25 to 35	67.4	19	22.1
17/09/2023	20:00	0	1	2	14	9	5	1	0	0	0	0	0	0	0	0	0	0	0	0	0	32	30.2	36	25 to 35	71.9	6	18.8
17/09/2023	21:00	0	0	4	6	7	6	2	0	0	0	0	0	0	0	0	0	0	0	0	0	25	31.4	38.3	25 to 35	52.0	8	32.0
17/09/2023	22:00	0	1	2	8	9	2	1	0	0	0	0	0	0	0	0	0	0	0	0	0	23	29.8	35	25 to 35	73.9	3	13.0
17/09/2023	23:00	0	0	0	4	5	1	0	0	0	0	0	0	0	0	0	0	0	0	0	0	10	30.6	34	25 to 35	90.0	1	10.0
24 Hr Summary		1	32	190	505	492	301	86	10	1	0	0	0	0	0	0	0	0	0	0	0	1618	30.9	37.6	25 to 35	61.6	398	24.6

Incoming Histogram

Leighton Road

from Mon-Sep-11-2023-01-00-PM to Mon-Oct-09-2023-12-59-PM

Date	Starting Hr:min	<15	15 to <20	20 to <25	25 to <30	30 to <35	35 to <40	40 to <45	45 to <50	50 to <55	55 to <60	60 to <65	65 to <70	70 to <75	75 to <80	80 to <85	85 to <90	90 to <95	95 to <100	100 to >105	Total Counts	Avg Speed (MPH)	85pet Speed	10MPH Pace	% in pace	# of Speeders	% Speeders	
18/09/2023	00:00	0	0	0	1	0	0	1	0	0	0	0	0	0	0	0	0	0	0	0	0	2	34.5	45	20 to 30	50.0	1	50.0
18/09/2023	01:00	0	0	1	1	0	1	1	0	0	0	0	0	0	0	0	0	0	0	0	0	4	32	40	20 to 30	50.0	2	50.0
18/09/2023	02:00	0	0	0	0	0	0	0	0	0	0	0	0	0	0	0	0	0	0	0	0	0	0	0	*	*	*	*
18/09/2023	03:00	0	0	0	0	0	2	0	0	0	0	0	0	0	0	0	0	0	0	0	0	2	37.5	40	30 to 40	100.0	2	100.0
18/09/2023	04:00	0	0	2	1	1	0	0	0	0	0	0	0	0	0	0	0	0	0	0	0	4	26	30	20 to 30	75.0	*	*
18/09/2023	05:00	0	0	1	4	2	2	2	0	1	0	0	0	0	0	0	0	0	0	0	0	12	33.7	42.5	25 to 35	50.0	5	41.7
18/09/2023	06:00	0	0	3	13	17	8	3	0	0	0	0	0	0	0	0	0	0	0	0	0	44	31.7	37.5	25 to 35	68.2	11	25.0
18/09/2023	07:00	0	4	17	42	55	32	8	0	0	0	0	0	0	0	0	0	0	0	0	0	158	31.1	37.5	25 to 35	61.4	40	25.3
18/09/2023	08:00	0	4	15	46	49	21	12	1	0	0	0	0	0	0	0	0	0	0	0	0	148	31	37.9	25 to 35	64.2	34	23.0
18/09/2023	09:00	0	3	24	43	38	33	6	2	0	0	0	0	0	0	0	0	0	0	0	0	149	30.8	37.9	25 to 35	54.4	41	27.5
18/09/2023	10:00	1	1	19	40	36	17	3	0	0	0	0	0	0	0	0	0	0	0	0	0	117	29.7	35.6	25 to 35	65.0	20	17.1
18/09/2023	11:00	0	5	25	35	60	22	7	1	0	0	0	0	0	0	0	0	0	0	0	0	155	30.4	36.6	25 to 35	61.3	30	19.4
18/09/2023	12:00	0	2	17	47	37	20	6	1	0	0	0	0	0	0	0	0	0	0	0	0	130	30.4	36.8	25 to 35	64.6	27	20.8
18/09/2023	13:00	1	3	12	41	29	27	6	0	0	0	0	0	0	0	0	0	0	0	0	0	119	30.7	37.8	25 to 35	58.8	33	27.7
18/09/2023	14:00	0	1	17	41	38	24	9	1	0	0	0	0	0	0	0	0	0	0	0	0	131	31.1	37.9	25 to 35	60.3	34	26.0
18/09/2023	15:00	1	1	13	53	55	31	8	3	0	0	0	0	0	0	0	0	0	0	0	0	165	31.5	37.7	25 to 35	65.5	42	25.5
18/09/2023	16:00	0	3	20	70	48	36	9	1	0	0	0	0	0	0	0	0	0	0	0	0	187	30.8	37.5	25 to 35	63.1	46	24.6
18/09/2023	17:00	0	2	18	45	39	43	14	2	0	0	0	0	0	0	0	0	0	0	0	0	163	32.1	39.1	25 to 35	51.5	59	36.2
18/09/2023	18:00	1	4	9	51	64	31	8	1	0	0	0	0	0	0	0	0	0	0	0	0	169	31.4	37.4	25 to 35	68.0	40	23.7
18/09/2023	19:00	0	2	17	30	31	25	7	0	0	0	0	0	0	0	0	0	0	0	0	0	112	31	38	25 to 35	54.5	32	28.6
18/09/2023	20:00	0	0	3	12	12	10	3	1	0	0	0	0	0	0	0	0	0	0	0	0	41	32.4	39	25 to 35	58.5	14	34.1
18/09/2023	21:00	0	0	8	10	14	5	1	0	0	0	0	0	0	0	0	0	0	0	0	0	38	29.8	35	25 to 35	63.2	6	15.8
18/09/2023	22:00	0	0	4	2	11	6	2	0	0	0	0	0	0	0	0	0	0	0	0	0	25	32.3	38.3	30 to 40	68.0	8	32.0
18/09/2023	23:00	0	0	1	4	2	4	1	0	0	0	0	0	0	0	0	0	0	0	0	0	12	32	38.8	25 to 35	50.0	5	41.7
24 Hr Summary		4	35	246	632	638	400	117	14	1	0	0	0	0	0	0	0	0	0	0	0	2087	31	37.7	25 to 35	60.9	532	25.5

Incoming Histogram

Leighton Road

from Mon-Sep-11-2023-01-00-PM to Mon-Oct-09-2023-12-59-PM

Date	Starting Hr:min	<15	15 to <20	20 to <25	25 to <30	30 to <35	35 to <40	40 to <45	45 to <50	50 to <55	55 to <60	60 to <65	65 to <70	70 to <75	75 to <80	80 to <85	85 to <90	90 to <95	95 to <100	100 to >105	Total Counts	Avg Speed (MPH)	85pet Speed	10MPH Pace	% in pace	# of Speeders	% Speeders	
19/09/2023	00:00	0	0	0	0	2	1	0	0	0	0	0	0	0	0	0	0	0	0	0	0	3	33.7	40	30 to 40	100.0	1	33.3
19/09/2023	01:00	0	0	0	0	0	1	0	0	0	0	0	0	0	0	0	0	0	0	0	0	1	37	40	30 to 40	100.0	1	100.0
19/09/2023	02:00	0	0	0	0	0	1	0	0	0	0	0	0	0	0	0	0	0	0	0	0	1	37	40	30 to 40	100.0	1	100.0
19/09/2023	03:00	0	0	1	0	1	0	1	1	0	0	0	0	0	0	0	0	0	0	0	0	4	35.8	45	40 to 50	50.0	2	50.0
19/09/2023	04:00	0	0	0	1	1	1	1	0	0	0	0	0	0	0	0	0	0	0	0	0	4	34.5	40	25 to 35	50.0	2	50.0
19/09/2023	05:00	0	1	1	1	3	6	1	0	0	0	0	0	0	0	0	0	0	0	0	0	13	32.9	39.2	30 to 40	69.2	7	53.8
19/09/2023	06:00	0	1	7	14	25	16	4	1	0	0	0	0	0	0	0	0	0	0	0	0	68	32	38.4	30 to 40	60.3	21	30.9
19/09/2023	07:00	0	1	8	46	48	48	29	4	0	0	0	0	0	0	0	0	0	0	0	0	184	33.8	40.9	30 to 40	52.2	81	44.0
19/09/2023	08:00	1	8	24	55	44	50	12	1	0	0	0	0	0	0	0	0	0	0	0	0	195	31	38.4	25 to 35	50.8	63	32.3
19/09/2023	09:00	1	2	10	43	32	18	7	1	0	0	0	0	0	0	0	0	0	0	0	0	114	30.7	37.5	25 to 35	65.8	26	22.8
19/09/2023	10:00	0	2	10	55	34	23	4	0	1	0	0	0	0	0	0	0	0	0	0	0	129	30.6	37	25 to 35	69.0	28	21.7
19/09/2023	11:00	0	2	25	30	37	17	9	0	0	0	0	0	0	0	0	0	0	0	0	0	120	30.3	37.4	25 to 35	55.8	26	21.7
19/09/2023	12:00	1	2	18	41	43	27	9	1	0	0	0	0	0	0	0	0	0	0	0	0	142	31	38	25 to 35	59.2	37	26.1
19/09/2023	13:00	0	2	23	35	29	32	4	0	0	0	0	0	0	0	0	0	0	0	0	0	125	30.5	37.7	25 to 35	51.2	36	28.8
19/09/2023	14:00	0	2	12	36	49	25	3	2	0	0	0	0	0	0	0	0	0	0	0	0	129	31.3	37.2	25 to 35	65.9	30	23.3
19/09/2023	15:00	1	1	19	42	36	26	7	1	0	0	0	0	0	0	0	0	0	0	0	0	133	30.7	37.7	25 to 35	58.6	34	25.6
19/09/2023	16:00	1	2	18	60	53	38	8	3	0	0	0	0	0	0	0	0	0	0	0	0	183	31.3	37.9	25 to 35	61.7	49	26.8
19/09/2023	17:00	0	2	19	56	61	30	14	1	0	0	0	0	0	0	0	0	0	0	0	0	183	31.3	38	25 to 35	63.9	45	24.6
19/09/2023	18:00	0	0	11	46	48	31	8	1	0	0	0	0	0	0	0	0	0	0	0	0	145	31.8	37.9	25 to 35	64.8	40	27.6
19/09/2023	19:00	0	2	17	30	27	21	5	0	0	0	0	0	0	0	0	0	0	0	0	0	102	30.4	37.6	25 to 35	55.9	26	25.5
19/09/2023	20:00	1	1	12	20	16	10	4	0	0	0	0	0	0	0	0	0	0	0	0	0	64	29.7	37	25 to 35	56.3	14	21.9
19/09/2023	21:00	0	0	9	18	15	7	1	0	0	1	0	0	0	0	0	0	0	0	0	0	51	30.2	35.7	25 to 35	64.7	9	17.6
19/09/2023	22:00	0	0	2	7	9	8	1	0	0	0	0	0	0	0	0	0	0	0	0	0	27	32	38.1	30 to 40	63.0	9	33.3
19/09/2023	23:00	0	0	3	4	7	0	0	0	0	0	0	0	0	0	0	0	0	0	0	0	14	28.7	33.6	25 to 35	78.6	*	*
24 Hr Summary		6	31	249	640	620	437	132	17	1	1	0	0	0	0	0	0	0	0	0	0	2134	31.2	38.1	25 to 35	59.0	588	27.6

Incoming Histogram

Leighton Road

from Mon-Sep-11-2023-01-00-PM to Mon-Oct-09-2023-12-59-PM

Date	Starting Hr:min	<15	15 to <20	20 to <25	25 to <30	30 to <35	35 to <40	40 to <45	45 to <50	50 to <55	55 to <60	60 to <65	65 to <70	70 to <75	75 to <80	80 to <85	85 to <90	90 to <95	95 to <100	100 to >105	Total Counts	Avg Speed (MPH)	85pet Speed	10MPH Pace	% in pace	# of Speeders	% Speeders	
20/09/2023	00:00	0	0	0	0	0	1	0	0	0	0	0	0	0	0	0	0	0	0	0	0	1	37	40	30 to 40	100.0	1	100.0
20/09/2023	01:00	0	0	0	0	0	0	1	0	0	0	0	0	0	0	0	0	0	0	0	0	1	42	45	35 to 45	100.0	1	100.0
20/09/2023	02:00	0	0	0	0	1	2	0	0	0	0	0	0	0	0	0	0	0	0	0	0	3	35.7	40	30 to 40	100.0	2	66.7
20/09/2023	03:00	0	0	0	0	1	0	0	1	0	0	0	0	0	0	0	0	0	0	0	0	2	39.5	50	25 to 35	50.0	1	50.0
20/09/2023	04:00	0	0	0	0	1	2	1	0	0	0	0	0	0	0	0	0	0	0	0	0	4	37	40	30 to 40	75.0	3	75.0
20/09/2023	05:00	0	0	2	3	7	4	1	0	1	0	0	0	0	0	0	0	0	0	0	0	18	33	38.8	30 to 40	61.1	6	33.3
20/09/2023	06:00	0	0	6	8	24	17	6	2	0	0	0	0	0	0	0	0	0	0	0	0	63	33.5	39.7	30 to 40	65.1	25	39.7
20/09/2023	07:00	0	3	20	44	49	45	16	2	0	0	0	0	0	0	0	0	0	0	0	0	179	32.1	39	30 to 40	52.5	63	35.2
20/09/2023	08:00	0	3	20	46	47	39	11	2	0	1	0	0	0	0	0	0	0	0	0	0	169	31.7	38.6	25 to 35	55.0	53	31.4
20/09/2023	09:00	0	3	25	41	36	17	9	0	0	0	0	0	0	0	0	0	0	0	0	0	131	29.9	36.8	25 to 35	58.8	26	19.8
20/09/2023	10:00	0	3	10	45	38	26	7	3	0	0	0	0	0	0	0	0	0	0	0	0	132	31.5	38.1	25 to 35	62.9	36	27.3
20/09/2023	11:00	1	6	20	52	33	25	3	1	0	0	0	0	0	0	0	0	0	0	0	0	141	29.5	36.6	25 to 35	60.3	29	20.6
20/09/2023	12:00	0	2	18	37	34	22	8	0	0	0	0	0	0	0	0	0	0	0	0	0	121	30.7	37.7	25 to 35	58.7	30	24.8
20/09/2023	13:00	0	1	18	47	37	20	5	0	0	0	0	0	0	0	0	0	0	0	0	0	128	30.2	36.5	25 to 35	65.6	25	19.5
20/09/2023	14:00	0	0	14	29	32	15	4	0	0	0	0	0	0	0	0	0	0	0	0	0	94	30.6	36.7	25 to 35	64.9	19	20.2
20/09/2023	15:00	0	2	14	42	39	15	3	0	0	0	0	0	0	0	0	0	0	0	0	0	115	30	35.3	25 to 35	70.4	18	15.7
20/09/2023	16:00	0	2	25	54	55	14	2	0	0	0	0	0	0	0	0	0	0	0	0	0	152	29.4	34.4	25 to 35	71.7	16	10.5
20/09/2023	17:00	0	2	19	51	41	14	1	0	0	0	0	0	0	0	0	0	0	0	0	0	128	29.3	34.5	25 to 35	71.9	15	11.7
20/09/2023	18:00	0	1	12	31	29	22	1	0	0	0	0	0	0	0	0	0	0	0	0	0	96	30.6	37	25 to 35	62.5	23	24.0
20/09/2023	19:00	0	1	10	32	17	1	0	0	0	0	0	0	0	0	0	0	0	0	0	0	61	27.9	32.6	25 to 35	80.3	1	1.6
20/09/2023	20:00	0	3	12	18	12	1	1	0	0	0	0	0	0	0	0	0	0	0	0	0	47	27.2	32.9	20 to 30	63.8	2	4.3
20/09/2023	21:00	0	1	10	13	4	1	0	0	0	0	0	0	0	0	0	0	0	0	0	0	29	26.2	31.2	20 to 30	79.3	1	3.4
20/09/2023	22:00	0	0	10	10	8	3	0	0	0	0	0	0	0	0	0	0	0	0	0	0	31	27.9	33.8	20 to 30	64.5	3	9.7
20/09/2023	23:00	1	0	0	1	0	4	0	0	0	0	0	0	0	0	0	0	0	0	0	0	6	31.3	38.8	30 to 40	66.7	4	66.7
24 Hr Summary		2	33	265	604	545	310	80	11	1	1	0	0	0	0	0	0	0	0	0	0	1852	30.4	37	25 to 35	62.0	403	21.8

Incoming Histogram

Leighton Road

from Mon-Sep-11-2023-01-00-PM to Mon-Oct-09-2023-12-59-PM

Date	Starting Hr:min	<15	15 to <20	20 to <25	25 to <30	30 to <35	35 to <40	40 to <45	45 to <50	50 to <55	55 to <60	60 to <65	65 to <70	70 to <75	75 to <80	80 to <85	85 to <90	90 to <95	95 to <100	100 to >105	Total Counts	Avg Speed (MPH)	85pet Speed	10MPH Pace	% in pace	# of Speeders	% Speeders	
21/09/2023	00:00	0	0	0	3	0	1	0	0	0	0	0	0	0	0	0	0	0	0	0	0	4	29.8	30	20 to 30	75.0	1	25.0
21/09/2023	01:00	0	0	1	2	2	3	1	0	0	0	0	0	0	0	0	0	0	0	0	0	9	32.7	40	30 to 40	55.6	4	44.4
21/09/2023	02:00	0	0	0	1	1	0	0	0	0	0	0	0	0	0	0	0	0	0	0	0	2	29.5	35	25 to 35	100.0	*	*
21/09/2023	03:00	0	0	0	0	0	0	0	0	0	0	0	0	0	0	0	0	0	0	0	0	0	0	0	*	*	*	*
21/09/2023	04:00	0	0	1	0	0	5	1	0	0	0	0	0	0	0	0	0	0	0	0	0	7	35.7	40	35 to 45	85.7	6	85.7
21/09/2023	05:00	0	0	1	7	8	4	0	0	0	0	0	0	0	0	0	0	0	0	0	0	20	30.9	36.2	25 to 35	75.0	4	20.0
21/09/2023	06:00	0	0	4	16	11	16	4	1	0	0	0	0	0	0	0	0	0	0	0	0	52	32.6	39.1	25 to 35	51.9	21	40.4
21/09/2023	07:00	2	2	22	47	47	28	15	1	0	0	0	0	0	0	0	0	0	0	0	0	164	31	38.4	25 to 35	57.3	44	26.8
21/09/2023	08:00	0	1	14	34	48	30	9	4	1	0	0	0	0	0	0	0	0	0	0	0	141	32.3	38.8	25 to 35	58.2	44	31.2
21/09/2023	09:00	2	3	10	38	40	21	7	2	0	0	0	0	0	0	0	0	0	0	0	0	123	31	37.9	25 to 35	63.4	30	24.4
21/09/2023	10:00	0	2	18	40	46	21	4	0	0	0	0	0	0	0	0	0	0	0	0	0	131	30.4	36.2	25 to 35	65.6	25	19.1
21/09/2023	11:00	0	0	15	41	37	15	8	1	0	0	0	0	0	0	0	0	0	0	0	0	117	30.8	37	25 to 35	66.7	24	20.5
21/09/2023	12:00	1	3	25	51	42	21	12	3	0	0	0	0	0	0	0	0	0	0	0	0	158	30.5	37.9	25 to 35	58.9	36	22.8
21/09/2023	13:00	0	4	17	49	34	27	5	0	0	0	0	0	0	0	0	0	0	0	0	0	136	30.3	37.2	25 to 35	61.0	32	23.5
21/09/2023	14:00	0	1	14	44	29	17	6	1	0	0	0	0	0	0	0	0	0	0	0	0	112	30.4	37.1	25 to 35	65.2	24	21.4
21/09/2023	15:00	1	3	19	42	47	40	10	0	0	0	0	0	0	0	0	0	0	0	0	0	162	31.4	38.2	25 to 35	54.9	50	30.9
21/09/2023	16:00	0	1	22	63	52	41	10	1	1	0	0	0	0	0	0	0	0	0	0	0	191	31.3	37.9	25 to 35	60.2	53	27.7
21/09/2023	17:00	0	4	19	56	52	38	11	3	0	0	0	0	0	0	0	0	0	0	0	0	183	31.4	38.3	25 to 35	59.0	52	28.4
21/09/2023	18:00	0	1	14	27	43	37	18	1	0	0	0	0	0	0	0	0	0	0	0	0	141	33	39.7	30 to 40	56.7	56	39.7
21/09/2023	19:00	0	1	8	36	24	9	5	1	0	0	0	0	0	0	0	0	0	0	0	0	84	30.4	36.1	25 to 35	71.4	15	17.9
21/09/2023	20:00	0	2	6	22	15	3	1	0	0	0	0	0	0	0	0	0	0	0	0	0	49	28.7	34	25 to 35	75.5	4	8.2
21/09/2023	21:00	0	0	3	8	16	9	2	0	0	0	0	0	0	0	0	0	0	0	0	0	38	32.2	37.8	30 to 40	65.8	11	28.9
21/09/2023	22:00	0	0	10	14	13	3	1	0	0	0	0	0	0	0	0	0	0	0	0	0	41	28.8	34.2	25 to 35	65.9	4	9.8
21/09/2023	23:00	0	0	2	2	6	3	1	1	0	0	0	0	0	0	0	0	0	0	0	0	15	32.7	40	30 to 40	60.0	5	33.3
24 Hr Summary		6	28	245	643	613	392	131	20	2	0	0	0	0	0	0	0	0	0	0	0	2080	31.1	38	25 to 35	60.4	545	26.2

Incoming Histogram

Leighton Road

from Mon-Sep-11-2023-01-00-PM to Mon-Oct-09-2023-12-59-PM

Date	Starting Hr:min	<15	15 to <20	20 to <25	25 to <30	30 to <35	35 to <40	40 to <45	45 to <50	50 to <55	55 to <60	60 to <65	65 to <70	70 to <75	75 to <80	80 to <85	85 to <90	90 to <95	95 to <100	100 to >105	Total Counts	Avg Speed (MPH)	85pet Speed	10MPH Pace	% in pace	# of Speeders	% Speeders	
22/09/2023	00:00	0	0	1	4	2	1	0	0	0	0	0	0	0	0	0	0	0	0	0	0	8	29	35	25 to 35	75.0	1	12.5
22/09/2023	01:00	0	0	1	1	1	1	0	0	0	0	0	0	0	0	0	0	0	0	0	0	4	29.5	35	20 to 30	50.0	1	25.0
22/09/2023	02:00	0	0	0	0	0	1	0	0	0	0	0	0	0	0	0	0	0	0	0	0	1	37	40	30 to 40	100.0	1	100.0
22/09/2023	03:00	0	0	0	0	0	1	1	0	0	0	0	0	0	0	0	0	0	0	0	0	2	39.5	45	35 to 45	100.0	2	100.0
22/09/2023	04:00	0	0	0	0	3	2	0	0	0	0	0	0	0	0	0	0	0	0	0	0	5	34.2	37.5	30 to 40	100.0	2	40.0
22/09/2023	05:00	0	0	0	4	2	5	1	0	0	0	0	0	0	0	0	0	0	0	0	0	12	33.3	39	30 to 40	58.3	6	50.0
22/09/2023	06:00	0	1	0	14	17	18	2	1	0	0	0	0	0	0	0	0	0	0	0	0	53	33.1	38.6	30 to 40	66.0	21	39.6
22/09/2023	07:00	1	2	9	51	48	41	11	1	0	0	0	0	0	0	0	0	0	0	0	0	164	32	38.4	25 to 35	60.4	53	32.3
22/09/2023	08:00	0	2	8	37	51	42	13	1	1	1	0	0	0	0	0	0	0	0	0	0	156	33.1	39.2	30 to 40	59.6	58	37.2
22/09/2023	09:00	0	0	11	33	36	27	14	1	0	0	0	0	0	0	0	0	0	0	0	0	122	32.5	39.4	25 to 35	56.6	42	34.4
22/09/2023	10:00	0	3	22	47	39	19	5	2	0	0	0	0	0	0	0	0	0	0	0	0	137	30	36.3	25 to 35	62.8	26	19.0
22/09/2023	11:00	0	1	23	46	35	30	4	0	0	0	0	0	0	0	0	0	0	0	0	0	139	30.3	37.2	25 to 35	58.3	34	24.5
22/09/2023	12:00	0	2	14	45	42	21	5	0	0	0	0	0	0	0	0	0	0	0	0	0	129	30.5	36.7	25 to 35	67.4	26	20.2
22/09/2023	13:00	0	2	13	39	52	36	11	1	0	0	0	0	0	0	0	0	0	0	0	0	154	32.1	38.5	25 to 35	59.1	48	31.2
22/09/2023	14:00	1	1	18	45	37	32	6	0	0	0	0	0	0	0	0	0	0	0	0	0	140	30.8	37.7	25 to 35	58.6	38	27.1
22/09/2023	15:00	0	1	24	54	59	30	11	2	0	0	0	0	0	0	0	0	0	0	0	0	181	31.1	37.7	25 to 35	62.4	43	23.8
22/09/2023	16:00	0	2	20	46	70	35	21	2	0	0	0	0	0	0	0	0	0	0	0	0	196	32.2	39.1	25 to 35	59.2	58	29.6
22/09/2023	17:00	0	5	13	59	46	30	5	2	0	0	0	0	0	0	0	0	0	0	0	0	160	30.7	37.2	25 to 35	65.6	37	23.1
22/09/2023	18:00	0	2	17	36	38	22	2	2	0	0	0	0	0	0	0	0	0	0	0	0	119	30.5	36.8	25 to 35	62.2	26	21.8
22/09/2023	19:00	0	2	9	25	33	17	1	0	0	0	0	0	0	0	0	0	0	0	0	0	87	30.6	36.5	25 to 35	66.7	18	20.7
22/09/2023	20:00	0	0	2	16	15	6	3	1	0	0	0	0	0	0	0	0	0	0	0	0	43	31.6	38.3	25 to 35	72.1	10	23.3
22/09/2023	21:00	0	1	6	10	14	15	3	0	0	0	0	0	0	0	0	0	0	0	0	0	49	31.9	38.7	30 to 40	59.2	18	36.7
22/09/2023	22:00	1	0	3	9	4	3	1	1	0	0	0	0	0	0	0	0	0	0	0	0	22	29.6	38.3	25 to 35	59.1	5	22.7
22/09/2023	23:00	0	0	5	4	5	5	2	0	0	0	0	0	0	0	0	0	0	0	0	0	21	31	39	30 to 40	47.6	7	33.3
24 Hr Summary		3	27	219	625	649	440	122	17	1	1	0	0	0	0	0	0	0	0	0	2104	31.4	38	25 to 35	60.6	581	27.6	



Incoming Histogram

Leighton Road

from Mon-Sep-11-2023-01-00-PM to Mon-Oct-09-2023-12-59-PM

Date	Starting Hr:min	<15	15 to <20	20 to <25	25 to <30	30 to <35	35 to <40	40 to <45	45 to <50	50 to <55	55 to <60	60 to <65	65 to <70	70 to <75	75 to <80	80 to <85	85 to <90	90 to <95	95 to <100	100 to >105	Total Counts	Avg Speed (MPH)	85pet Speed	10MPH Pace	% in pace	# of Speeders	% Speeders
23/09/2023	00:00	0	0	1	1	6	5	0	0	0	0	0	0	0	0	0	0	0	0	0	13	32.9	38	30 to 40	84.6	5	38.5
23/09/2023	01:00	0	0	0	2	1	1	1	0	0	0	0	0	0	0	0	0	0	0	0	5	33.2	40	25 to 35	60.0	2	40.0
23/09/2023	02:00	0	0	0	0	0	2	0	0	0	0	0	0	0	0	0	0	0	0	0	2	37	40	30 to 40	100.0	2	100.0
23/09/2023	03:00	0	0	0	0	1	0	0	0	0	0	0	0	0	0	0	0	0	0	0	1	32	35	25 to 35	100.0	*	*
23/09/2023	04:00	0	0	0	1	1	0	0	0	0	0	0	0	0	0	0	0	0	0	0	2	29.5	35	25 to 35	100.0	*	*
23/09/2023	05:00	0	0	0	0	5	1	1	0	1	0	0	0	0	0	0	0	0	0	0	8	36.5	45	30 to 40	75.0	3	37.5
23/09/2023	06:00	0	0	0	6	2	10	1	0	0	0	0	0	0	0	0	0	0	0	0	19	33.8	39	30 to 40	63.2	11	57.9
23/09/2023	07:00	0	0	3	13	16	20	7	0	0	0	0	0	0	0	0	0	0	0	0	59	33.5	39.5	30 to 40	61.0	27	45.8
23/09/2023	08:00	1	1	3	18	30	22	10	4	0	0	0	0	0	0	0	0	0	0	0	89	33.6	40.5	30 to 40	58.4	36	40.4
23/09/2023	09:00	0	0	11	35	41	26	2	2	0	0	0	0	0	0	0	0	0	0	0	117	31.5	37.3	25 to 35	65.0	30	25.6
23/09/2023	10:00	0	1	21	54	40	41	9	0	0	0	0	0	0	0	0	0	0	0	0	166	31.2	38	25 to 35	56.6	50	30.1
23/09/2023	11:00	0	3	17	65	38	35	6	1	0	0	0	0	0	0	0	0	0	0	0	165	30.7	37.4	25 to 35	62.4	42	25.5
23/09/2023	12:00	0	3	19	76	50	31	10	0	0	0	0	0	0	0	0	0	0	0	0	189	30.5	37.1	25 to 35	66.7	41	21.7
23/09/2023	13:00	0	2	19	37	43	34	10	2	0	0	0	0	0	0	0	0	0	0	0	147	31.7	38.5	25 to 35	54.4	46	31.3
23/09/2023	14:00	0	6	7	48	46	29	9	1	0	0	0	0	0	0	0	0	0	0	0	146	31.4	37.9	25 to 35	64.4	39	26.7
23/09/2023	15:00	0	0	15	46	46	26	12	0	0	0	0	0	0	0	0	0	0	0	0	145	31.5	38.1	25 to 35	63.4	38	26.2
23/09/2023	16:00	0	1	9	33	51	30	5	0	0	0	0	0	0	0	0	0	0	0	0	129	31.8	37.7	25 to 35	65.1	35	27.1
23/09/2023	17:00	0	3	15	40	31	28	8	2	0	0	0	0	0	0	0	0	0	0	0	127	31.2	38.4	25 to 35	55.9	38	29.9
23/09/2023	18:00	0	2	12	31	29	25	10	2	0	0	0	0	0	0	0	0	0	0	0	111	31.9	39	25 to 35	54.1	37	33.3
23/09/2023	19:00	0	1	10	37	21	8	3	0	0	0	0	0	0	0	0	0	0	0	0	80	29.5	34.8	25 to 35	72.5	11	13.8
23/09/2023	20:00	0	1	4	15	9	7	3	0	0	0	0	0	0	0	0	0	0	0	0	39	30.6	37.9	25 to 35	61.5	10	25.6
23/09/2023	21:00	0	0	5	9	13	5	1	0	0	0	0	0	0	0	0	0	0	0	0	33	30.4	36	25 to 35	66.7	6	18.2
23/09/2023	22:00	0	1	5	8	10	9	3	0	0	0	0	0	0	0	0	0	0	0	0	36	31.4	38.9	30 to 40	52.8	12	33.3
23/09/2023	23:00	0	0	0	4	13	2	2	0	0	0	0	0	0	0	0	0	0	0	0	21	32.6	37.5	25 to 35	81.0	4	19.0
24 Hr Summary		1	25	176	579	543	397	113	14	1	0	0	0	0	0	0	0	0	0	0	1849	31.5	38.1	25 to 35	60.7	525	28.4

Incoming Histogram

Leighton Road

from Mon-Sep-11-2023-01-00-PM to Mon-Oct-09-2023-12-59-PM

Date	Starting Hr:min	<15	15 to <20	20 to <25	25 to <30	30 to <35	35 to <40	40 to <45	45 to <50	50 to <55	55 to <60	60 to <65	65 to <70	70 to <75	75 to <80	80 to <85	85 to <90	90 to <95	95 to <100	100 to >105	Total Counts	Avg Speed (MPH)	85pet Speed	10MPH Pace	% in pace	# of Speeders	% Speeders	
24/09/2023	00:00	0	2	1	4	7	5	1	0	0	0	0	0	0	0	0	0	0	0	0	0	20	31	38	30 to 40	60.0	6	30.0
24/09/2023	01:00	0	0	0	7	1	5	0	0	0	0	0	0	0	0	0	0	0	0	0	0	13	31.5	38	25 to 35	61.5	5	38.5
24/09/2023	02:00	0	0	0	5	2	2	0	0	0	0	0	0	0	0	0	0	0	0	0	0	9	30.4	37.5	25 to 35	77.8	2	22.2
24/09/2023	03:00	0	0	0	2	3	0	0	0	0	0	0	0	0	0	0	0	0	0	0	0	5	30.2	33.3	25 to 35	100.0	*	*
24/09/2023	04:00	0	0	0	1	1	0	1	0	0	0	0	0	0	0	0	0	0	0	0	0	3	33.7	45	25 to 35	66.7	1	33.3
24/09/2023	05:00	0	0	0	2	0	1	2	0	0	0	0	0	0	0	0	0	0	0	0	0	5	35.2	42.5	35 to 45	60.0	3	60.0
24/09/2023	06:00	0	0	0	4	2	6	4	0	0	0	0	0	0	0	0	0	0	0	0	0	16	35.3	42.5	35 to 45	62.5	10	62.5
24/09/2023	07:00	0	0	2	5	4	8	1	0	0	0	0	0	0	0	0	0	0	0	0	0	20	32.5	38.8	30 to 40	60.0	9	45.0
24/09/2023	08:00	0	2	3	10	12	11	2	3	0	0	0	0	0	0	0	0	0	0	0	0	43	32.4	39.5	30 to 40	53.5	16	37.2
24/09/2023	09:00	0	2	4	18	33	17	4	1	0	0	0	0	0	0	0	0	0	0	0	0	79	32.1	37.9	25 to 35	64.6	22	27.8
24/09/2023	10:00	0	2	18	50	41	21	5	1	0	0	0	0	0	0	0	0	0	0	0	0	138	30.3	36.4	25 to 35	65.9	27	19.6
24/09/2023	11:00	0	2	16	44	32	24	6	2	0	0	0	0	0	0	0	0	0	0	0	0	126	30.8	37.7	25 to 35	60.3	32	25.4
24/09/2023	12:00	0	2	27	57	42	28	10	1	0	0	0	0	0	0	0	0	0	0	0	0	167	30.4	37.5	25 to 35	59.3	39	23.4
24/09/2023	13:00	2	6	31	56	57	32	11	1	0	1	0	0	0	0	0	0	0	0	0	0	197	30.3	37.3	25 to 35	57.4	45	22.8
24/09/2023	14:00	0	2	19	46	40	24	9	3	0	0	0	0	0	0	0	0	0	0	0	0	143	31	38.1	25 to 35	60.1	36	25.2
24/09/2023	15:00	1	0	25	47	39	25	11	0	0	0	0	0	0	0	0	0	0	0	0	0	148	30.6	37.8	25 to 35	58.1	36	24.3
24/09/2023	16:00	0	4	22	45	37	23	6	3	0	0	0	0	0	0	0	0	0	0	0	0	140	30.4	37.4	25 to 35	58.6	32	22.9
24/09/2023	17:00	1	4	15	36	29	19	4	1	0	0	0	0	0	0	0	0	0	0	0	0	109	30	37.1	25 to 35	59.6	24	22.0
24/09/2023	18:00	0	2	6	37	18	17	4	1	0	0	0	0	0	0	0	0	0	0	0	0	85	30.8	37.6	25 to 35	64.7	22	25.9
24/09/2023	19:00	0	1	4	15	14	13	4	3	0	0	0	0	0	0	0	0	0	0	0	0	54	32.6	39.6	25 to 35	53.7	20	37.0
24/09/2023	20:00	0	0	6	7	11	11	5	1	0	0	0	0	0	0	0	0	0	0	0	0	41	32.9	40	30 to 40	53.7	17	41.5
24/09/2023	21:00	0	1	6	8	12	4	1	0	0	0	0	0	0	0	0	0	0	0	0	0	32	29.7	35	25 to 35	62.5	5	15.6
24/09/2023	22:00	0	0	1	5	3	8	0	0	0	0	0	0	0	0	0	0	0	0	0	0	17	32.5	38.1	30 to 40	64.7	8	47.1
24/09/2023	23:00	0	0	1	1	1	0	0	0	0	0	0	0	0	0	0	0	0	0	0	0	3	27	35	20 to 30	66.7	*	*
24 Hr Summary		4	32	207	512	441	304	91	21	0	1	0	0	0	0	0	0	0	0	0	0	1613	30.9	37.9	25 to 35	59.1	417	25.9

Incoming Histogram

Leighton Road

from Mon-Sep-11-2023-01-00-PM to Mon-Oct-09-2023-12-59-PM

Date	Starting Hr:min	<15	15 to <20	20 to <25	25 to <30	30 to <35	35 to <40	40 to <45	45 to <50	50 to <55	55 to <60	60 to <65	65 to <70	70 to <75	75 to <80	80 to <85	85 to <90	90 to <95	95 to <100	100 to >105	Total Counts	Avg Speed (MPH)	85pct Speed	10MPH Pace	% in pace	# of Speeders	% Speeders	
25/09/2023	00:00	0	0	0	0	3	2	0	0	0	0	0	0	0	0	0	0	0	0	0	0	5	34.2	37.5	30 to 40	100.0	2	40.0
25/09/2023	01:00	0	0	0	0	0	1	0	0	0	0	0	0	0	0	0	0	0	0	0	0	1	37	40	30 to 40	100.0	1	100.0
25/09/2023	02:00	0	0	0	3	3	2	1	0	0	0	0	0	0	0	0	0	0	0	0	0	9	32.8	40	25 to 35	66.7	3	33.3
25/09/2023	03:00	0	0	1	1	1	0	0	0	0	0	0	0	0	0	0	0	0	0	0	0	3	27	35	20 to 30	66.7	*	*
25/09/2023	04:00	0	0	0	0	1	1	2	0	0	0	0	0	0	0	0	0	0	0	0	0	4	38.5	42.5	35 to 45	75.0	3	75.0
25/09/2023	05:00	0	0	0	3	4	9	0	0	0	0	0	0	0	0	0	0	0	0	0	0	16	34	38.9	30 to 40	81.3	9	56.3
25/09/2023	06:00	0	1	1	15	17	9	6	0	0	0	0	0	0	0	0	0	0	0	0	0	49	32.4	39.4	25 to 35	65.3	15	30.6
25/09/2023	07:00	0	4	12	45	59	39	8	1	0	0	0	0	0	0	0	0	0	0	0	0	168	31.7	37.9	25 to 35	61.9	48	28.6
25/09/2023	08:00	0	2	16	32	38	33	7	0	0	0	0	0	0	0	0	0	0	0	0	0	128	31.5	38.2	30 to 40	55.5	40	31.3
25/09/2023	09:00	0	2	13	34	37	23	5	2	0	0	0	0	0	0	0	0	0	0	0	0	116	31.2	37.8	25 to 35	61.2	30	25.9
25/09/2023	10:00	0	3	27	52	35	19	2	2	0	0	0	0	0	0	0	0	0	0	0	0	140	29.3	35.5	25 to 35	62.1	23	16.4
25/09/2023	11:00	1	11	15	45	43	17	6	0	0	0	0	0	0	0	0	0	0	0	0	0	138	29.4	35.6	25 to 35	63.8	23	16.7
25/09/2023	12:00	0	4	10	40	46	25	6	0	0	0	0	0	0	0	0	0	0	0	0	0	131	31	37.2	25 to 35	65.6	31	23.7
25/09/2023	13:00	2	0	14	55	45	28	6	0	0	0	0	0	0	0	0	0	0	0	0	0	150	30.7	37.1	25 to 35	66.7	34	22.7
25/09/2023	14:00	0	5	15	54	36	18	5	1	0	0	0	0	0	0	0	0	0	0	0	0	134	29.8	36.1	25 to 35	67.2	24	17.9
25/09/2023	15:00	0	1	16	36	42	28	8	1	0	0	0	0	0	0	0	0	0	0	0	0	132	31.5	38	25 to 35	59.1	37	28.0
25/09/2023	16:00	0	4	22	57	51	32	8	2	1	0	0	0	0	0	0	0	0	0	0	0	177	30.9	37.5	25 to 35	61.0	43	24.3
25/09/2023	17:00	1	5	20	51	47	42	11	2	0	0	0	0	0	0	0	0	0	0	0	0	179	31.3	38.3	25 to 35	54.7	55	30.7
25/09/2023	18:00	1	3	14	38	40	28	14	2	0	0	0	0	0	0	0	0	0	0	0	0	140	31.8	39.1	25 to 35	55.7	44	31.4
25/09/2023	19:00	0	1	11	30	30	16	5	0	0	0	0	0	0	0	0	0	0	0	0	0	93	30.8	37.2	25 to 35	64.5	21	22.6
25/09/2023	20:00	0	0	2	14	21	10	5	1	0	0	0	0	0	0	0	0	0	0	0	0	53	32.8	39	25 to 35	66.0	16	30.2
25/09/2023	21:00	0	0	2	8	11	8	4	0	0	0	0	0	0	0	0	0	0	0	0	0	33	32.8	39.4	25 to 35	57.6	12	36.4
25/09/2023	22:00	0	0	5	4	8	8	3	0	0	0	0	0	0	0	0	0	0	0	0	0	28	32.3	39.4	30 to 40	57.1	11	39.3
25/09/2023	23:00	0	0	1	2	3	2	0	0	0	0	0	0	0	0	0	0	0	0	0	0	8	30.8	37.5	25 to 35	62.5	2	25.0
24 Hr Summary		5	46	217	619	621	400	112	14	1	0	0	0	0	0	0	0	0	0	0	0	2035	31	37.8	25 to 35	60.9	527	25.9

Incoming Histogram

Leighton Road

from Mon-Sep-11-2023-01-00-PM to Mon-Oct-09-2023-12-59-PM

Date	Starting Hr:min	<15	15 to <20	20 to <25	25 to <30	30 to <35	35 to <40	40 to <45	45 to <50	50 to <55	55 to <60	60 to <65	65 to <70	70 to <75	75 to <80	80 to <85	85 to <90	90 to <95	95 to <100	100 to >105	Total Counts	Avg Speed (MPH)	85pet Speed	10MPH Pace	% in pace	# of Speeders	% Speeders	
26/09/2023	00:00	0	0	0	0	2	2	1	0	0	0	0	0	0	0	0	0	0	0	0	0	5	36.2	40	30 to 40	80.0	3	60.0
26/09/2023	01:00	0	0	0	1	1	1	0	0	0	0	0	0	0	0	0	0	0	0	0	0	3	32	40	25 to 35	66.7	1	33.3
26/09/2023	02:00	0	0	0	0	2	1	0	0	0	0	0	0	0	0	0	0	0	0	0	0	3	33.7	40	30 to 40	100.0	1	33.3
26/09/2023	03:00	0	0	0	0	1	0	0	1	0	0	0	0	0	0	0	0	0	0	0	0	2	39.5	50	25 to 35	50.0	1	50.0
26/09/2023	04:00	0	0	0	0	0	0	0	0	0	0	0	0	0	0	0	0	0	0	0	0	0	0	0	*	*	*	*
26/09/2023	05:00	0	0	0	3	8	4	2	0	0	0	0	0	0	0	0	0	0	0	0	0	17	33.8	38.8	30 to 40	70.6	6	35.3
26/09/2023	06:00	0	1	5	14	15	18	4	1	0	0	0	0	0	0	0	0	0	0	0	0	58	32.5	38.9	30 to 40	56.9	23	39.7
26/09/2023	07:00	0	3	14	40	55	48	16	1	0	0	0	0	0	0	0	0	0	0	0	0	177	32.6	39	30 to 40	58.2	65	36.7
26/09/2023	08:00	1	2	20	39	52	37	18	1	0	0	0	0	0	0	0	0	0	0	0	0	170	32	39.1	25 to 35	53.5	56	32.9
26/09/2023	09:00	0	4	16	43	45	26	8	2	0	0	0	0	0	0	0	0	0	0	0	0	144	31	37.7	25 to 35	61.1	36	25.0
26/09/2023	10:00	3	6	20	42	37	12	5	1	0	0	0	0	0	0	0	0	0	0	0	0	126	28.9	34.9	25 to 35	62.7	18	14.3
26/09/2023	11:00	0	3	12	46	48	20	1	0	0	0	0	0	0	0	0	0	0	0	0	0	130	30.2	35.2	25 to 35	72.3	21	16.2
26/09/2023	12:00	0	0	16	43	47	22	7	0	0	0	0	0	0	0	0	0	0	0	0	0	135	30.9	37	25 to 35	66.7	29	21.5
26/09/2023	13:00	1	4	17	34	30	23	8	2	0	0	0	0	0	0	0	0	0	0	0	0	119	30.7	38.3	25 to 35	53.8	33	27.7
26/09/2023	14:00	1	1	15	34	43	22	13	1	0	0	0	0	0	0	0	0	0	0	0	0	130	31.6	38.6	25 to 35	59.2	36	27.7
26/09/2023	15:00	0	2	20	59	48	33	8	0	0	0	0	0	0	0	0	0	0	0	0	0	170	30.8	37.3	25 to 35	62.9	41	24.1
26/09/2023	16:00	0	3	15	47	52	28	7	2	0	0	0	0	0	0	0	0	0	0	0	0	154	31.2	37.5	25 to 35	64.3	37	24.0
26/09/2023	17:00	2	4	22	54	66	29	11	2	1	0	0	0	0	0	0	0	0	0	0	0	191	30.9	37.4	25 to 35	62.8	43	22.5
26/09/2023	18:00	0	1	14	44	54	33	9	0	0	0	0	0	0	0	0	0	0	0	0	0	155	31.6	37.9	25 to 35	63.2	42	27.1
26/09/2023	19:00	0	1	23	40	31	16	3	0	0	0	0	0	0	0	0	0	0	0	0	0	114	29.5	35.6	25 to 35	62.3	19	16.7
26/09/2023	20:00	0	1	10	15	23	8	3	0	0	0	0	0	0	0	0	0	0	0	0	0	60	30.3	36.2	25 to 35	63.3	11	18.3
26/09/2023	21:00	0	0	5	24	12	13	5	1	0	0	0	0	0	0	0	0	0	0	0	0	60	31.6	38.8	25 to 35	60.0	19	31.7
26/09/2023	22:00	0	0	0	8	8	3	1	0	0	0	0	0	0	0	0	0	0	0	0	0	20	31.5	36.7	25 to 35	80.0	4	20.0
26/09/2023	23:00	0	0	0	2	3	2	2	0	0	0	0	0	0	0	0	0	0	0	0	0	9	34.2	42.5	25 to 35	55.6	4	44.4
24 Hr Summary		8	36	244	632	683	401	132	15	1	0	0	0	0	0	0	0	0	0	0	0	2152	31.1	37.8	25 to 35	61.1	549	25.5

Incoming Histogram

Leighton Road

from Mon-Sep-11-2023-01-00-PM to Mon-Oct-09-2023-12-59-PM

Date	Starting Hr:min	<15	15 to <20	20 to <25	25 to <30	30 to <35	35 to <40	40 to <45	45 to <50	50 to <55	55 to <60	60 to <65	65 to <70	70 to <75	75 to <80	80 to <85	85 to <90	90 to <95	95 to <100	100 to >105	Total Counts	Avg Speed (MPH)	85pet Speed	10MPH Pace	% in pace	# of Speeders	% Speeders	
27/09/2023	00:00	0	0	0	0	0	0	0	0	0	0	0	0	0	0	0	0	0	0	0	0	0	0	*	*	*	*	
27/09/2023	01:00	0	0	1	3	5	1	0	0	0	0	0	0	0	0	0	0	0	0	0	0	10	30.2	34	25 to 35	80.0	1	10.0
27/09/2023	02:00	0	0	0	1	0	0	0	0	0	0	0	0	0	0	0	0	0	0	0	0	1	27	30	20 to 30	100.0	*	*
27/09/2023	03:00	0	0	0	0	0	1	2	0	0	0	0	0	0	0	0	0	0	0	0	0	3	40.3	45	35 to 45	100.0	3	100.0
27/09/2023	04:00	0	0	0	0	0	1	1	0	0	0	0	0	0	0	0	0	0	0	0	0	2	39.5	45	35 to 45	100.0	2	100.0
27/09/2023	05:00	0	0	1	6	1	5	2	0	1	0	0	0	0	0	0	0	0	0	0	0	16	33.7	42.5	20 to 30	43.8	8	50.0
27/09/2023	06:00	0	0	5	10	23	16	7	2	0	0	0	0	0	0	0	0	0	0	0	0	63	33.5	40	30 to 40	61.9	25	39.7
27/09/2023	07:00	1	2	20	41	49	34	17	2	0	0	0	0	0	0	0	0	0	0	0	0	166	31.9	39.1	25 to 35	54.2	53	31.9
27/09/2023	08:00	1	2	10	44	50	34	11	2	1	0	0	0	0	0	0	0	0	0	0	0	155	32.1	38.7	25 to 35	60.6	48	31.0
27/09/2023	09:00	0	5	19	44	34	27	10	1	0	0	0	0	0	0	0	0	0	0	0	0	140	30.7	38.1	25 to 35	55.7	38	27.1
27/09/2023	10:00	0	3	12	58	43	17	7	0	0	0	0	0	0	0	0	0	0	0	0	0	140	30.3	35.9	25 to 35	72.1	24	17.1
27/09/2023	11:00	0	3	16	30	28	26	8	1	0	0	0	0	0	0	0	0	0	0	0	0	112	31.2	38.5	25 to 35	51.8	35	31.3
27/09/2023	12:00	1	4	34	51	29	22	8	1	0	0	0	0	0	0	0	0	0	0	0	0	150	29.3	37	20 to 30	56.7	31	20.7
27/09/2023	13:00	1	1	24	39	42	25	6	1	0	0	0	0	0	0	0	0	0	0	0	0	139	30.4	37.2	25 to 35	58.3	32	23.0
27/09/2023	14:00	0	0	10	42	37	22	5	0	0	0	0	0	0	0	0	0	0	0	0	0	116	31.1	37.3	25 to 35	68.1	27	23.3
27/09/2023	15:00	0	4	22	61	48	28	3	0	0	0	0	0	0	0	0	0	0	0	0	0	166	29.9	36.1	25 to 35	65.7	31	18.7
27/09/2023	16:00	0	5	9	53	61	33	7	2	0	0	0	0	0	0	0	0	0	0	0	0	170	31.4	37.4	25 to 35	67.1	42	24.7
27/09/2023	17:00	0	3	14	34	48	34	8	1	0	0	0	0	0	0	0	0	0	0	0	0	142	31.8	38.2	25 to 35	57.7	43	30.3
27/09/2023	18:00	0	4	18	47	42	32	12	0	0	0	0	0	0	0	0	0	0	0	0	0	155	31.1	38.3	25 to 35	57.4	44	28.4
27/09/2023	19:00	0	2	16	45	21	21	7	0	0	0	0	0	0	0	0	0	0	0	0	0	112	30.2	37.6	25 to 35	58.9	28	25.0
27/09/2023	20:00	2	1	6	19	14	9	5	0	0	0	0	0	0	0	0	0	0	0	0	0	56	30.1	38.3	25 to 35	58.9	14	25.0
27/09/2023	21:00	0	1	5	15	16	13	3	0	0	0	0	0	0	0	0	0	0	0	0	0	53	31.5	38.1	25 to 35	58.5	16	30.2
27/09/2023	22:00	0	1	4	11	9	5	0	0	0	0	0	0	0	0	0	0	0	0	0	0	30	29.4	36	25 to 35	66.7	5	16.7
27/09/2023	23:00	0	2	3	10	5	1	1	0	0	0	0	0	0	0	0	0	0	0	0	0	22	28	34	25 to 35	68.2	2	9.1
24 Hr Summary		6	43	249	664	605	407	130	13	2	0	0	0	0	0	0	0	0	0	0	0	2119	30.9	37.9	25 to 35	59.9	552	26.1

Incoming Histogram

Leighton Road

from Mon-Sep-11-2023-01-00-PM to Mon-Oct-09-2023-12-59-PM

Date	Starting Hr:min	<15	15 to <20	20 to <25	25 to <30	30 to <35	35 to <40	40 to <45	45 to <50	50 to <55	55 to <60	60 to <65	65 to <70	70 to <75	75 to <80	80 to <85	85 to <90	90 to <95	95 to <100	100 to >105	Total Counts	Avg Speed (MPH)	85pet Speed	10MPH Pace	% in pace	# of Speeders	% Speeders
28/09/2023	00:00	0	0	0	2	0	0	0	0	0	0	0	0	0	0	0	0	0	0	0	2	27	30	20 to 30	100.0	*	*
28/09/2023	01:00	0	0	1	1	0	0	0	0	0	0	0	0	0	0	0	0	0	0	0	2	24.5	30	20 to 30	100.0	*	*
28/09/2023	02:00	0	0	0	3	0	0	0	0	0	0	0	0	0	0	0	0	0	0	0	3	27.3	30	20 to 30	100.0	*	*
28/09/2023	03:00	0	0	0	1	3	2	1	0	0	0	0	0	0	0	0	0	0	0	0	7	34.3	40	30 to 40	71.4	3	42.9
28/09/2023	04:00	0	0	0	2	1	0	0	0	0	0	0	0	0	0	0	0	0	0	0	3	28.7	35	25 to 35	100.0	*	*
28/09/2023	05:00	0	0	0	3	4	6	2	0	0	0	0	0	0	0	0	0	0	0	0	15	34.5	40	30 to 40	66.7	8	53.3
28/09/2023	06:00	0	0	4	8	23	13	10	3	0	0	0	0	0	0	0	0	0	0	0	61	34.4	42	30 to 40	59.0	26	42.6
28/09/2023	07:00	1	3	12	38	52	38	19	0	0	0	0	0	0	0	0	0	0	0	0	163	32.4	39.3	25 to 35	55.2	57	35.0
28/09/2023	08:00	1	4	19	36	62	23	15	1	0	0	0	0	0	0	0	0	0	0	0	161	31.3	38.3	25 to 35	60.9	39	24.2
28/09/2023	09:00	1	3	10	39	40	17	6	0	0	0	0	0	0	0	0	0	0	0	0	116	30.5	36.8	25 to 35	68.1	23	19.8
28/09/2023	10:00	1	5	16	40	35	25	3	1	0	0	0	0	0	0	0	0	0	0	0	126	30.1	37	25 to 35	59.5	29	23.0
28/09/2023	11:00	2	3	15	44	35	20	4	0	0	0	0	0	0	0	0	0	0	0	0	123	29.7	36.5	25 to 35	64.2	24	19.5
28/09/2023	12:00	0	5	12	37	36	26	8	2	0	0	0	0	0	0	0	0	0	0	0	126	31.3	38.3	25 to 35	57.9	36	28.6
28/09/2023	13:00	0	2	19	46	45	28	4	0	0	0	0	0	0	0	0	0	0	0	0	144	30.5	36.8	25 to 35	63.2	32	22.2
28/09/2023	14:00	0	1	19	42	51	20	7	0	0	0	0	0	0	0	0	0	0	0	0	140	30.6	36.5	25 to 35	66.4	27	19.3
28/09/2023	15:00	0	2	25	43	52	45	4	4	0	0	0	0	0	0	0	0	0	0	0	175	31.4	38	30 to 40	55.4	53	30.3
28/09/2023	16:00	0	3	27	70	48	37	13	2	0	0	0	0	0	0	0	0	0	0	0	200	30.8	38	25 to 35	59.0	52	26.0
28/09/2023	17:00	0	4	23	56	49	31	13	2	1	0	0	0	0	0	0	0	0	0	0	179	31.1	38.2	25 to 35	58.7	47	26.3
28/09/2023	18:00	0	3	15	34	35	33	10	0	0	0	0	0	0	0	0	0	0	0	0	130	31.6	38.5	25 to 35	53.1	43	33.1
28/09/2023	19:00	0	2	15	34	43	17	9	1	0	0	0	0	0	0	0	0	0	0	0	121	31.1	37.6	25 to 35	63.6	27	22.3
28/09/2023	20:00	0	0	12	16	15	8	1	0	0	0	0	0	0	0	0	0	0	0	0	52	29.4	35.6	25 to 35	59.6	9	17.3
28/09/2023	21:00	0	1	3	13	11	4	1	0	0	0	0	0	0	0	0	0	0	0	0	33	29.8	35	25 to 35	72.7	5	15.2
28/09/2023	22:00	0	3	4	9	3	2	0	0	0	0	0	0	0	0	0	0	0	0	0	21	26.4	33.3	20 to 30	61.9	2	9.5
28/09/2023	23:00	0	0	2	8	5	1	0	0	0	0	0	0	0	0	0	0	0	0	0	16	28.8	34	25 to 35	81.3	1	6.3
24 Hr Summary		6	44	253	625	648	396	130	16	1	0	0	0	0	0	0	0	0	0	0	2119	31	37.8	25 to 35	60.1	543	25.6

Incoming Histogram

Leighton Road

from Mon-Sep-11-2023-01-00-PM to Mon-Oct-09-2023-12-59-PM

Date	Starting Hr:min	<15	15 to <20	20 to <25	25 to <30	30 to <35	35 to <40	40 to <45	45 to <50	50 to <55	55 to <60	60 to <65	65 to <70	70 to <75	75 to <80	80 to <85	85 to <90	90 to <95	95 to <100	100 to >105	Total Counts	Avg Speed (MPH)	85pet Speed	10MPH Pace	% in pace	# of Speeders	% Speeders	
29/09/2023	00:00	0	0	0	0	4	2	0	0	0	0	0	0	0	0	0	0	0	0	0	0	6	33.8	37.5	30 to 40	100.0	2	33.3
29/09/2023	01:00	0	0	1	1	1	0	0	0	0	0	0	0	0	0	0	0	0	0	0	0	3	27	35	20 to 30	66.7	*	*
29/09/2023	02:00	0	0	0	0	2	0	0	0	0	0	0	0	0	0	0	0	0	0	0	0	2	32.5	35	25 to 35	100.0	*	*
29/09/2023	03:00	0	0	0	2	0	0	1	0	0	0	0	0	0	0	0	0	0	0	0	0	3	32	45	20 to 30	66.7	1	33.3
29/09/2023	04:00	0	0	0	0	2	0	0	0	0	0	0	0	0	0	0	0	0	0	0	0	2	32	35	25 to 35	100.0	*	*
29/09/2023	05:00	0	0	1	2	4	2	0	1	0	0	0	0	0	0	0	0	0	0	0	0	10	32.6	37.5	25 to 35	60.0	3	30.0
29/09/2023	06:00	0	0	8	14	18	11	3	1	0	0	0	0	0	0	0	0	0	0	0	0	55	31.3	38.2	25 to 35	58.2	15	27.3
29/09/2023	07:00	3	7	24	46	40	38	9	1	0	0	0	0	0	0	0	0	0	0	0	0	168	30.4	38	25 to 35	51.2	48	28.6
29/09/2023	08:00	0	3	12	45	57	27	12	0	1	0	0	0	0	0	0	0	0	0	0	0	157	31.6	38	25 to 35	65.0	40	25.5
29/09/2023	09:00	0	0	24	39	40	26	5	0	0	0	0	0	0	0	0	0	0	0	0	0	134	30.5	37.1	25 to 35	59.0	31	23.1
29/09/2023	10:00	0	3	17	49	37	24	3	0	0	0	0	0	0	0	0	0	0	0	0	0	133	30.1	36.5	25 to 35	64.7	27	20.3
29/09/2023	11:00	0	0	13	46	49	32	9	1	1	0	0	0	0	0	0	0	0	0	0	0	151	31.9	38.1	25 to 35	62.9	43	28.5
29/09/2023	12:00	0	1	16	56	54	31	3	2	0	0	0	0	0	0	0	0	0	0	0	0	163	30.9	36.9	25 to 35	67.5	36	22.1
29/09/2023	13:00	1	2	24	39	51	30	5	0	0	0	0	0	0	0	0	0	0	0	0	0	152	30.5	37	25 to 35	59.2	35	23.0
29/09/2023	14:00	0	4	7	47	36	20	15	1	0	0	0	0	0	0	0	0	0	0	0	0	130	31.6	39	25 to 35	63.8	36	27.7
29/09/2023	15:00	0	5	19	52	66	31	9	0	0	0	0	0	0	0	0	0	0	0	0	0	182	30.9	37.1	25 to 35	64.8	40	22.0
29/09/2023	16:00	0	5	21	62	62	41	11	0	0	0	0	0	0	0	0	0	0	0	0	0	202	31	37.7	25 to 35	61.4	52	25.7
29/09/2023	17:00	0	5	15	42	68	39	15	2	0	0	0	0	0	0	0	0	0	0	0	0	186	32.1	38.6	25 to 35	59.1	56	30.1
29/09/2023	18:00	1	1	15	44	49	29	10	2	0	0	0	0	0	0	0	0	0	0	0	0	151	31.5	38.1	25 to 35	61.6	41	27.2
29/09/2023	19:00	2	0	13	28	34	15	7	0	0	0	0	0	0	0	0	0	0	0	0	0	99	30.7	37.3	25 to 35	62.6	22	22.2
29/09/2023	20:00	0	2	3	15	22	10	5	2	0	0	0	0	0	0	0	0	0	0	0	0	59	32.3	39	25 to 35	62.7	17	28.8
29/09/2023	21:00	0	0	0	8	14	6	3	0	0	0	0	0	0	0	0	0	0	0	0	0	31	32.9	38.3	25 to 35	71.0	9	29.0
29/09/2023	22:00	0	0	2	14	10	5	0	0	0	0	0	0	0	0	0	0	0	0	0	0	31	30.2	35	25 to 35	77.4	5	16.1
29/09/2023	23:00	0	1	3	7	10	4	2	0	0	0	0	0	0	0	0	0	0	0	0	0	27	30.6	37.5	25 to 35	63.0	6	22.2
24 Hr Summary		7	39	238	658	730	423	127	13	2	0	0	0	0	0	0	0	0	0	0	0	2237	31.1	37.7	25 to 35	62.0	565	25.3

Incoming Histogram

Leighton Road

from Mon-Sep-11-2023-01-00-PM to Mon-Oct-09-2023-12-59-PM

Date	Starting Hr:min	<15	15 to <20	20 to <25	25 to <30	30 to <35	35 to <40	40 to <45	45 to <50	50 to <55	55 to <60	60 to <65	65 to <70	70 to <75	75 to <80	80 to <85	85 to <90	90 to <95	95 to <100	100 to >105	Total Counts	Avg Speed (MPH)	85pct Speed	10MPH Pace	% in pace	# of Speeders	% Speeders	
30/09/2023	00:00	0	0	0	2	5	2	1	0	0	0	0	0	0	0	0	0	0	0	0	0	10	33	37.5	25 to 35	70.0	3	30.0
30/09/2023	01:00	0	0	0	1	1	0	2	0	0	0	0	0	0	0	0	0	0	0	0	0	4	35.8	42.5	25 to 35	50.0	2	50.0
30/09/2023	02:00	0	0	1	2	3	1	0	1	0	0	0	0	0	0	0	0	0	0	0	0	8	32.1	40	25 to 35	62.5	2	25.0
30/09/2023	03:00	0	0	0	1	1	0	0	0	0	0	0	0	0	0	0	0	0	0	0	0	2	29.5	35	25 to 35	100.0	*	*
30/09/2023	04:00	0	0	0	0	1	1	0	0	0	0	0	0	0	0	0	0	0	0	0	0	2	34.5	40	30 to 40	100.0	1	50.0
30/09/2023	05:00	0	0	1	0	4	1	2	0	0	0	0	0	0	0	0	0	0	0	0	0	8	34	42.5	30 to 40	62.5	3	37.5
30/09/2023	06:00	0	0	0	4	11	11	2	2	0	0	0	0	0	0	0	0	0	0	0	0	30	35	40	30 to 40	73.3	15	50.0
30/09/2023	07:00	0	2	8	12	15	4	3	0	0	0	0	0	0	0	0	0	0	0	0	0	44	29.6	35	25 to 35	61.4	7	15.9
30/09/2023	08:00	0	2	10	15	27	26	3	1	0	0	0	0	0	0	0	0	0	0	0	0	84	32	38.3	30 to 40	63.1	30	35.7
30/09/2023	09:00	1	4	8	35	32	24	10	0	0	0	0	0	0	0	0	0	0	0	0	0	114	31.3	38.5	25 to 35	58.8	34	29.8
30/09/2023	10:00	0	3	21	50	40	24	8	1	0	0	0	0	0	0	0	0	0	0	0	0	147	30.4	37.3	25 to 35	61.2	33	22.4
30/09/2023	11:00	1	4	26	52	35	27	10	0	0	0	0	0	0	0	0	0	0	0	0	0	155	30.1	37.6	25 to 35	56.1	37	23.9
30/09/2023	12:00	0	7	24	60	54	42	12	1	0	0	0	0	0	0	0	0	0	0	0	0	200	30.9	38	25 to 35	57.0	55	27.5
30/09/2023	13:00	1	2	17	54	50	33	7	3	0	0	0	0	0	0	0	0	0	0	0	0	167	31.1	37.7	25 to 35	62.3	43	25.7
30/09/2023	14:00	1	1	9	59	51	22	8	1	0	0	0	0	0	0	0	0	0	0	0	0	152	31	36.8	25 to 35	72.4	31	20.4
30/09/2023	15:00	0	2	14	44	42	21	9	1	0	0	0	0	0	0	0	0	0	0	0	0	133	31	37.6	25 to 35	64.7	31	23.3
30/09/2023	16:00	1	4	25	36	50	17	5	0	1	0	0	0	0	0	0	0	0	0	0	0	139	29.9	35.6	25 to 35	61.9	23	16.5
30/09/2023	17:00	0	5	19	46	47	30	6	0	0	0	0	0	0	0	0	0	0	0	0	0	153	30.5	37.2	25 to 35	60.8	36	23.5
30/09/2023	18:00	0	1	8	25	22	13	10	0	0	0	0	0	0	0	0	0	0	0	0	0	79	31.7	39.2	25 to 35	59.5	23	29.1
30/09/2023	19:00	0	6	12	24	33	15	8	1	0	0	0	0	0	0	0	0	0	0	0	0	99	30.7	38	25 to 35	57.6	24	24.2
30/09/2023	20:00	0	0	1	11	19	9	1	0	0	0	0	0	0	0	0	0	0	0	0	0	41	32	37.2	25 to 35	73.2	10	24.4
30/09/2023	21:00	0	0	1	7	11	4	3	0	0	0	0	0	0	0	0	0	0	0	0	0	26	32.4	38.8	25 to 35	69.2	7	26.9
30/09/2023	22:00	0	0	3	17	6	2	2	0	0	0	0	0	0	0	0	0	0	0	0	0	30	29.5	35	25 to 35	76.7	4	13.3
30/09/2023	23:00	1	0	4	12	6	2	0	0	0	0	0	0	0	0	0	0	0	0	0	0	25	27.8	33.3	25 to 35	72.0	2	8.0
24 Hr Summary		6	43	212	569	566	331	112	12	1	0	0	0	0	0	0	0	0	0	0	0	1852	30.9	37.7	25 to 35	61.3	456	24.6



Incoming Histogram

Leighton Road

from Mon-Sep-11-2023-01-00-PM to Mon-Oct-09-2023-12-59-PM

Date	Starting Hr:min	<15	15 to <20	20 to <25	25 to <30	30 to <35	35 to <40	40 to <45	45 to <50	50 to <55	55 to <60	60 to <65	65 to <70	70 to <75	75 to <80	80 to <85	85 to <90	90 to <95	95 to <100	100 to >105	Total Counts	Avg Speed (MPH)	85pct Speed	10MPH Pace	% in pace	# of Speeders	% Speeders	
01/10/2023	00:00	0	0	2	3	7	4	0	1	0	0	0	0	0	0	0	0	0	0	0	0	17	32.2	37.5	30 to 40	64.7	5	29.4
01/10/2023	01:00	0	0	0	0	5	0	1	0	0	0	0	0	0	0	0	0	0	0	0	0	6	33.7	35	25 to 35	83.3	1	16.7
01/10/2023	02:00	0	0	1	0	0	1	0	0	0	0	0	0	0	0	0	0	0	0	0	0	2	29.5	40	15 to 25	50.0	1	50.0
01/10/2023	03:00	0	0	0	0	0	0	0	0	0	0	0	0	0	0	0	0	0	0	0	0	0	0	0	*	*	*	*
01/10/2023	04:00	0	0	0	1	1	2	0	0	0	0	0	0	0	0	0	0	0	0	0	0	4	33.3	37.5	30 to 40	75.0	2	50.0
01/10/2023	05:00	0	1	0	1	2	2	0	0	0	0	0	0	0	0	0	0	0	0	0	0	6	30.3	37.5	30 to 40	66.7	2	33.3
01/10/2023	06:00	0	0	1	2	7	1	1	0	0	0	0	0	0	0	0	0	0	0	0	0	12	31.7	35	25 to 35	75.0	2	16.7
01/10/2023	07:00	0	0	4	6	5	3	6	2	0	0	0	0	0	0	0	0	0	0	0	0	26	33.4	43.3	25 to 35	42.3	11	42.3
01/10/2023	08:00	0	0	4	13	13	15	3	0	0	0	0	0	0	0	0	0	0	0	0	0	48	32.3	38.7	30 to 40	58.3	18	37.5
01/10/2023	09:00	1	3	20	33	36	15	10	3	0	0	0	0	0	0	0	0	0	0	0	0	121	30.6	38.3	25 to 35	57.0	28	23.1
01/10/2023	10:00	1	6	18	35	28	23	13	1	0	0	0	0	0	0	0	0	0	0	0	0	125	30.8	38.9	25 to 35	50.4	37	29.6
01/10/2023	11:00	1	2	21	54	56	30	8	1	0	0	0	0	0	0	0	0	0	0	0	0	173	30.8	37.2	25 to 35	63.6	39	22.5
01/10/2023	12:00	0	2	22	62	43	19	7	0	0	0	0	0	0	0	0	0	0	0	0	0	155	29.9	35.8	25 to 35	67.7	26	16.8
01/10/2023	13:00	0	1	24	49	56	36	14	0	0	0	0	0	0	0	0	0	0	0	0	0	180	31.4	38.2	25 to 35	58.3	50	27.8
01/10/2023	14:00	0	2	21	41	37	18	6	0	0	0	0	0	0	0	0	0	0	0	0	0	125	30	36.4	25 to 35	62.4	24	19.2
01/10/2023	15:00	0	0	12	47	42	20	5	0	0	0	0	0	0	0	0	0	0	0	0	0	126	30.8	36.5	25 to 35	70.6	25	19.8
01/10/2023	16:00	1	2	12	35	28	31	3	2	0	0	0	0	0	0	0	0	0	0	0	0	114	31.2	38.1	25 to 35	55.3	36	31.6
01/10/2023	17:00	0	0	12	37	30	23	2	1	0	0	0	0	0	0	0	0	0	0	0	0	105	30.9	37.2	25 to 35	63.8	26	24.8
01/10/2023	18:00	0	3	15	33	27	16	1	2	0	0	0	0	0	0	0	0	0	0	0	0	97	29.9	36.2	25 to 35	61.9	19	19.6
01/10/2023	19:00	0	1	6	19	16	12	5	2	1	0	0	0	0	0	0	0	0	0	0	0	62	32.1	39.6	25 to 35	56.5	20	32.3
01/10/2023	20:00	0	1	4	15	8	12	6	1	0	0	0	0	0	0	0	0	0	0	0	0	47	32.4	40	25 to 35	48.9	19	40.4
01/10/2023	21:00	0	0	3	12	8	7	1	0	0	0	0	0	0	0	0	0	0	0	0	0	31	30.8	37.1	25 to 35	64.5	8	25.8
01/10/2023	22:00	0	0	3	5	4	1	0	0	0	0	0	0	0	0	0	0	0	0	0	0	13	28.4	33.8	25 to 35	69.2	1	7.7
01/10/2023	23:00	0	0	0	2	1	4	0	0	0	0	0	0	0	0	0	0	0	0	0	0	7	33.7	38.8	30 to 40	71.4	4	57.1
24 Hr Summary		4	24	205	505	460	295	92	16	1	0	0	0	0	0	0	0	0	0	0	0	1602	30.9	37.8	25 to 35	60.2	404	25.2

Incoming Histogram

Leighton Road

from Mon-Sep-11-2023-01-00-PM to Mon-Oct-09-2023-12-59-PM

Date	Starting Hr:min	<15	15 to <20	20 to <25	25 to <30	30 to <35	35 to <40	40 to <45	45 to <50	50 to <55	55 to <60	60 to <65	65 to <70	70 to <75	75 to <80	80 to <85	85 to <90	90 to <95	95 to <100	100 to >105	Total Counts	Avg Speed (MPH)	85pct Speed	10MPH Pace	% in pace	# of Speeders	% Speeders	
02/10/2023	00:00	0	0	0	0	2	2	0	0	0	0	0	0	0	0	0	0	0	0	0	0	4	34.8	37.5	30 to 40	100.0	2	50.0
02/10/2023	01:00	0	0	0	0	1	0	0	0	0	0	0	0	0	0	0	0	0	0	0	0	1	32	35	25 to 35	100.0	*	*
02/10/2023	02:00	0	0	0	0	0	0	0	0	0	0	0	0	0	0	0	0	0	0	0	0	0	0	0	*	*	*	*
02/10/2023	03:00	0	0	0	0	0	0	0	0	0	0	0	0	0	0	0	0	0	0	0	0	0	0	0	*	*	*	*
02/10/2023	04:00	0	0	0	2	1	1	1	0	0	0	0	0	0	0	0	0	0	0	0	0	5	33	40	25 to 35	60.0	2	40.0
02/10/2023	05:00	0	0	0	5	7	2	1	0	0	0	0	0	0	0	0	0	0	0	0	0	15	31.9	37.5	25 to 35	80.0	3	20.0
02/10/2023	06:00	0	0	6	12	16	16	7	1	0	0	0	0	0	0	0	0	0	0	0	0	58	33.1	39.7	30 to 40	55.2	24	41.4
02/10/2023	07:00	0	2	15	38	40	43	16	2	0	0	0	0	0	0	0	0	0	0	0	0	156	32.6	39.4	30 to 40	53.2	61	39.1
02/10/2023	08:00	0	3	12	49	46	35	11	3	0	0	0	0	0	0	0	0	0	0	0	0	159	31.9	38.6	25 to 35	59.7	49	30.8
02/10/2023	09:00	0	6	14	33	30	24	1	0	0	0	0	0	0	0	0	0	0	0	0	0	108	29.9	36.9	25 to 35	58.3	25	23.1
02/10/2023	10:00	1	6	26	53	45	18	4	0	0	0	0	0	0	0	0	0	0	0	0	0	153	29.1	34.9	25 to 35	64.1	22	14.4
02/10/2023	11:00	0	3	22	41	46	16	4	0	0	0	0	0	0	0	0	0	0	0	0	0	132	29.7	35	25 to 35	65.9	20	15.2
02/10/2023	12:00	2	4	19	35	17	18	9	0	0	0	0	0	0	0	0	0	0	0	0	0	104	29.6	38.1	20 to 30	51.9	27	26.0
02/10/2023	13:00	0	1	15	39	36	22	6	2	0	0	0	0	0	0	0	0	0	0	0	0	121	31.1	37.7	25 to 35	62.0	30	24.8
02/10/2023	14:00	1	3	8	33	37	15	8	0	0	0	0	0	0	0	0	0	0	0	0	0	105	30.9	37.3	25 to 35	66.7	23	21.9
02/10/2023	15:00	0	5	16	43	40	18	8	0	0	0	0	0	0	0	0	0	0	0	0	0	130	30.2	36.7	25 to 35	63.8	26	20.0
02/10/2023	16:00	0	2	26	49	45	43	3	1	0	0	0	0	0	0	0	0	0	0	0	0	169	30.8	37.6	25 to 35	55.6	47	27.8
02/10/2023	17:00	0	1	16	46	48	19	1	0	0	0	0	0	0	0	0	0	0	0	0	0	131	30.1	35	25 to 35	71.8	20	15.3
02/10/2023	18:00	0	2	18	41	35	13	6	1	0	0	0	0	0	0	0	0	0	0	0	0	116	30	36.2	25 to 35	65.5	20	17.2
02/10/2023	19:00	0	1	6	24	21	8	2	1	0	0	0	0	0	0	0	0	0	0	0	0	63	30.4	36.2	25 to 35	71.4	11	17.5
02/10/2023	20:00	0	0	4	17	17	5	1	0	0	0	0	0	0	0	0	0	0	0	0	0	44	30.2	34.7	25 to 35	77.3	6	13.6
02/10/2023	21:00	0	1	3	20	8	5	1	0	0	0	0	0	0	0	0	0	0	0	0	0	38	29.3	35	25 to 35	73.7	6	15.8
02/10/2023	22:00	0	1	1	5	5	2	1	0	0	0	0	0	0	0	0	0	0	0	0	0	15	30.1	37.5	25 to 35	66.7	3	20.0
02/10/2023	23:00	0	0	0	1	3	3	1	0	0	0	0	0	0	0	0	0	0	0	0	0	8	34.6	40	30 to 40	75.0	4	50.0
24 Hr Summary		4	41	227	586	546	328	92	11	0	0	0	0	0	0	0	0	0	0	0	0	1835	30.6	37.4	25 to 35	61.7	431	23.5

Incoming Histogram

Leighton Road

from Mon-Sep-11-2023-01-00-PM to Mon-Oct-09-2023-12-59-PM

Date	Starting Hr:min	<15	15 to <20	20 to <25	25 to <30	30 to <35	35 to <40	40 to <45	45 to <50	50 to <55	55 to <60	60 to <65	65 to <70	70 to <75	75 to <80	80 to <85	85 to <90	90 to <95	95 to <100	100 to >105	Total Counts	Avg Speed (MPH)	85pct Speed	10MPH Pace	% in pace	# of Speeders	% Speeders	
03/10/2023	00:00	0	0	0	2	1	3	0	0	0	0	0	0	0	0	0	0	0	0	0	0	6	32.8	38.3	30 to 40	66.7	3	50.0
03/10/2023	01:00	0	0	1	0	0	0	0	0	0	0	0	0	0	0	0	0	0	0	0	0	1	22	25	15 to 25	100.0	*	*
03/10/2023	02:00	0	0	0	0	0	0	0	0	0	0	0	0	0	0	0	0	0	0	0	0	0	0	0	*	*	*	*
03/10/2023	03:00	0	0	0	3	0	0	0	1	0	0	0	0	0	0	0	0	0	0	0	0	4	32.3	30	20 to 30	75.0	1	25.0
03/10/2023	04:00	0	0	0	0	0	2	0	0	0	0	0	0	0	0	0	0	0	0	0	0	2	37	40	30 to 40	100.0	2	100.0
03/10/2023	05:00	0	0	1	1	6	2	1	1	1	0	0	0	0	0	0	0	0	0	0	0	13	35.2	45	30 to 40	61.5	5	38.5
03/10/2023	06:00	0	1	7	16	14	18	5	0	0	0	0	0	0	0	0	0	0	0	0	0	61	31.9	38.9	30 to 40	52.5	23	37.7
03/10/2023	07:00	0	1	15	40	44	36	10	0	0	0	0	0	0	0	0	0	0	0	0	0	146	31.8	38.3	25 to 35	57.5	46	31.5
03/10/2023	08:00	0	3	42	96	84	38	5	2	0	0	0	0	0	0	0	0	0	0	0	0	270	29.9	35.7	25 to 35	66.7	45	16.7
03/10/2023	09:00	0	0	19	57	40	24	9	1	0	0	0	0	0	0	0	0	0	0	0	0	150	30.8	37.5	25 to 35	64.7	34	22.7
03/10/2023	10:00	0	1	9	45	52	23	5	2	0	0	0	0	0	0	0	0	0	0	0	0	137	31.4	37	25 to 35	70.8	30	21.9
03/10/2023	11:00	0	4	12	48	40	23	2	1	0	0	0	0	0	0	0	0	0	0	0	0	130	30.3	36.3	25 to 35	67.7	26	20.0
03/10/2023	12:00	3	1	15	52	29	22	12	2	0	0	0	0	0	0	0	0	0	0	0	0	136	30.7	38.6	25 to 35	59.6	36	26.5
03/10/2023	13:00	0	3	14	41	38	31	5	1	0	0	0	0	0	0	0	0	0	0	0	0	133	31.1	37.7	25 to 35	59.4	37	27.8
03/10/2023	14:00	0	0	14	49	41	41	6	1	0	0	0	0	0	0	0	0	0	0	0	0	152	31.7	38	25 to 35	59.2	48	31.6
03/10/2023	15:00	0	3	18	55	41	23	11	1	0	0	0	0	0	0	0	0	0	0	0	0	152	30.7	37.6	25 to 35	63.2	35	23.0
03/10/2023	16:00	0	3	19	52	47	39	12	3	0	0	0	0	0	0	0	0	0	0	0	0	175	31.6	38.6	25 to 35	56.6	54	30.9
03/10/2023	17:00	0	2	7	57	47	39	11	2	0	0	0	0	0	0	0	0	0	0	0	0	165	32.1	38.5	25 to 35	63.0	52	31.5
03/10/2023	18:00	0	2	18	54	61	38	8	1	0	0	0	0	0	0	0	0	0	0	0	0	182	31.3	37.6	25 to 35	63.2	47	25.8
03/10/2023	19:00	0	0	14	23	36	13	4	1	0	0	0	0	0	0	0	0	0	0	0	0	91	30.9	36.5	25 to 35	64.8	18	19.8
03/10/2023	20:00	0	1	4	14	20	7	1	0	0	0	0	0	0	0	0	0	0	0	0	0	47	30.6	35.7	25 to 35	72.3	8	17.0
03/10/2023	21:00	0	2	3	19	12	9	0	1	0	0	0	0	0	0	0	0	0	0	0	0	46	30.2	36.7	25 to 35	67.4	10	21.7
03/10/2023	22:00	0	0	3	7	13	7	0	0	0	0	0	0	0	0	0	0	0	0	0	0	30	31.3	37.1	25 to 35	66.7	7	23.3
03/10/2023	23:00	0	0	1	5	4	3	0	0	0	0	0	0	0	0	0	0	0	0	0	0	13	30.5	36.7	25 to 35	69.2	3	23.1
24 Hr Summary		3	27	236	736	670	441	107	21	1	0	0	0	0	0	0	0	0	0	0	0	2242	31.1	37.7	25 to 35	62.7	570	25.4

Incoming Histogram

Leighton Road

from Mon-Sep-11-2023-01-00-PM to Mon-Oct-09-2023-12-59-PM

Date	Starting Hr:min	<15	15 to <20	20 to <25	25 to <30	30 to <35	35 to <40	40 to <45	45 to <50	50 to <55	55 to <60	60 to <65	65 to <70	70 to <75	75 to <80	80 to <85	85 to <90	90 to <95	95 to <100	100 to >105	Total Counts	Avg Speed (MPH)	85pct Speed	10MPH Pace	% in pace	# of Speeders	% Speeders	
04/10/2023	00:00	0	0	2	0	2	0	0	0	0	0	0	0	0	0	0	0	0	0	0	0	4	27.3	32.5	15 to 25	50.0	*	*
04/10/2023	01:00	0	0	0	0	2	4	0	0	0	0	0	0	0	0	0	0	0	0	0	0	6	35.5	38.8	30 to 40	100.0	4	66.7
04/10/2023	02:00	0	0	0	0	0	1	0	0	0	0	0	0	0	0	0	0	0	0	0	0	1	37	40	30 to 40	100.0	1	100.0
04/10/2023	03:00	0	0	0	0	0	0	0	0	0	0	0	0	0	0	0	0	0	0	0	0	0	0	0	*	*	*	*
04/10/2023	04:00	0	0	0	1	1	0	0	1	0	0	0	0	0	0	0	0	0	0	0	0	3	35.3	50	25 to 35	66.7	1	33.3
04/10/2023	05:00	0	0	0	1	3	4	2	0	0	0	0	0	0	0	0	0	0	0	0	0	10	35.5	40	30 to 40	70.0	6	60.0
04/10/2023	06:00	0	1	7	20	12	15	5	2	0	0	0	0	0	0	0	0	0	0	0	0	62	31.8	39.3	25 to 35	51.6	22	35.5
04/10/2023	07:00	0	3	13	42	58	44	16	0	0	0	0	0	0	0	0	0	0	0	0	0	176	32.4	38.9	30 to 40	58.0	60	34.1
04/10/2023	08:00	0	2	13	47	49	28	11	1	2	0	0	0	0	0	0	0	0	0	0	0	153	31.8	38.4	25 to 35	62.7	42	27.5
04/10/2023	09:00	1	6	12	51	36	24	10	0	0	0	0	0	0	0	0	0	0	0	0	0	140	30.5	37.7	25 to 35	62.1	34	24.3
04/10/2023	10:00	0	1	11	58	41	31	5	1	0	0	0	0	0	0	0	0	0	0	0	0	148	31.1	37.4	25 to 35	66.9	37	25.0
04/10/2023	11:00	0	3	25	50	48	21	5	0	1	0	0	0	0	0	0	0	0	0	0	0	153	30	36	25 to 35	64.1	27	17.6
04/10/2023	12:00	1	3	26	63	22	25	4	0	0	0	0	0	0	0	0	0	0	0	0	0	144	29.1	36.4	20 to 30	61.8	29	20.1
04/10/2023	13:00	0	3	32	79	37	12	0	0	0	0	0	0	0	0	0	0	0	0	0	0	163	28.1	33.4	25 to 35	71.2	12	7.4
04/10/2023	14:00	0	3	19	41	34	13	1	1	0	0	0	0	0	0	0	0	0	0	0	0	112	29.3	34.7	25 to 35	67.0	15	13.4
04/10/2023	15:00	0	0	9	46	41	24	14	1	0	0	0	0	0	0	0	0	0	0	0	0	135	32.1	39	25 to 35	64.4	39	28.9
04/10/2023	16:00	3	1	14	63	51	30	10	0	0	0	0	0	0	0	0	0	0	0	0	0	172	30.8	37.3	25 to 35	66.3	40	23.3
04/10/2023	17:00	0	1	12	54	61	40	11	2	0	0	0	0	0	0	0	0	0	0	0	0	181	32	38.2	25 to 35	63.5	53	29.3
04/10/2023	18:00	0	5	13	49	55	34	7	0	0	0	0	0	0	0	0	0	0	0	0	0	163	31.1	37.5	25 to 35	63.8	41	25.2
04/10/2023	19:00	0	1	13	24	22	15	3	1	0	0	0	0	0	0	0	0	0	0	0	0	79	30.5	37.3	25 to 35	58.2	19	24.1
04/10/2023	20:00	0	1	3	15	10	8	2	1	0	0	0	0	0	0	0	0	0	0	0	0	40	31.2	38.1	25 to 35	62.5	11	27.5
04/10/2023	21:00	0	0	6	11	14	12	5	0	0	0	0	0	0	0	0	0	0	0	0	0	48	32.1	39.2	30 to 40	54.2	17	35.4
04/10/2023	22:00	0	0	2	9	6	2	1	0	0	0	0	0	0	0	0	0	0	0	0	0	20	30	35	25 to 35	75.0	3	15.0
04/10/2023	23:00	0	0	4	6	4	2	1	1	0	0	0	0	0	0	0	0	0	0	0	0	18	30.2	37.5	20 to 30	55.6	4	22.2
24 Hr Summary		5	34	236	730	609	389	113	12	3	0	0	0	0	0	0	0	0	0	0	0	2131	30.8	37.5	25 to 35	62.8	517	24.3

Incoming Histogram

Leighton Road

from Mon-Sep-11-2023-01-00-PM to Mon-Oct-09-2023-12-59-PM

Date	Starting Hr:min	<15	15 to <20	20 to <25	25 to <30	30 to <35	35 to <40	40 to <45	45 to <50	50 to <55	55 to <60	60 to <65	65 to <70	70 to <75	75 to <80	80 to <85	85 to <90	90 to <95	95 to <100	100 to >105	Total Counts	Avg Speed (MPH)	85pct Speed	10MPH Pace	% in pace	# of Speeders	% Speeders	
05/10/2023	00:00	0	0	0	2	3	4	0	0	0	0	0	0	0	0	0	0	0	0	0	0	9	33.1	38.8	30 to 40	77.8	4	44.4
05/10/2023	01:00	0	0	0	1	0	0	0	0	0	0	0	0	0	0	0	0	0	0	0	0	1	27	30	20 to 30	100.0	*	*
05/10/2023	02:00	0	0	0	0	0	0	0	0	0	0	0	0	0	0	0	0	0	0	0	0	0	0	0	*	*	*	*
05/10/2023	03:00	0	0	0	0	0	1	0	0	0	0	0	0	0	0	0	0	0	0	0	0	1	37	40	30 to 40	100.0	1	100.0
05/10/2023	04:00	0	0	0	0	2	3	0	2	0	0	0	0	0	0	0	0	0	0	0	0	7	38.4	47.5	30 to 40	71.4	5	71.4
05/10/2023	05:00	0	0	0	2	3	6	0	0	0	0	0	0	0	0	0	0	0	0	0	0	11	34.1	38.3	30 to 40	81.8	6	54.5
05/10/2023	06:00	0	0	7	15	10	10	7	2	0	0	0	0	0	0	0	0	0	0	0	0	51	32.4	40.7	25 to 35	49.0	19	37.3
05/10/2023	07:00	0	3	10	43	58	39	8	0	0	0	0	0	0	0	0	0	0	0	0	0	161	31.9	37.9	25 to 35	62.7	47	29.2
05/10/2023	08:00	0	7	25	50	59	33	7	2	0	0	0	0	0	0	0	0	0	0	0	0	183	30.6	37.3	25 to 35	59.6	42	23.0
05/10/2023	09:00	0	3	21	46	59	23	2	0	0	0	0	0	0	0	0	0	0	0	0	0	154	30.1	35.4	25 to 35	68.2	25	16.2
05/10/2023	10:00	0	2	17	42	36	17	6	0	0	0	0	0	0	0	0	0	0	0	0	0	120	30.2	36.5	25 to 35	65.0	23	19.2
05/10/2023	11:00	0	0	20	32	32	23	4	1	0	0	0	0	0	0	0	0	0	0	0	0	112	30.7	37.4	25 to 35	57.1	28	25.0
05/10/2023	12:00	0	1	18	52	38	26	7	1	0	0	0	0	0	0	0	0	0	0	0	0	143	30.7	37.5	25 to 35	62.9	34	23.8
05/10/2023	13:00	0	2	15	33	35	25	8	2	0	0	0	0	0	0	0	0	0	0	0	0	120	31.4	38.4	25 to 35	56.7	35	29.2
05/10/2023	14:00	2	5	24	43	35	35	5	0	0	0	0	0	0	0	0	0	0	0	0	0	149	30.1	37.6	25 to 35	52.3	40	26.8
05/10/2023	15:00	0	1	14	57	44	36	9	1	0	0	0	0	0	0	0	0	0	0	0	0	162	31.5	38.1	25 to 35	62.3	46	28.4
05/10/2023	16:00	0	4	24	53	55	32	13	1	0	0	0	0	0	0	0	0	0	0	0	0	182	31	38	25 to 35	59.3	46	25.3
05/10/2023	17:00	0	5	19	49	53	38	10	3	0	0	0	0	0	0	0	0	0	0	0	0	177	31.4	38.2	25 to 35	57.6	51	28.8
05/10/2023	18:00	0	3	17	42	47	35	9	0	0	0	0	0	0	0	0	0	0	0	0	0	153	31.4	38	25 to 35	58.2	44	28.8
05/10/2023	19:00	0	0	6	24	25	13	6	2	0	0	0	0	0	0	0	0	0	0	0	0	76	32	38.8	25 to 35	64.5	21	27.6
05/10/2023	20:00	0	1	13	23	23	12	2	0	0	0	0	0	0	0	0	0	0	0	0	0	74	29.9	36.2	25 to 35	62.2	14	18.9
05/10/2023	21:00	0	0	5	10	8	7	2	0	0	0	0	0	0	0	0	0	0	0	0	0	32	30.8	37.9	25 to 35	56.3	9	28.1
05/10/2023	22:00	0	2	3	13	11	6	0	0	0	0	0	0	0	0	0	0	0	0	0	0	35	29.5	35.8	25 to 35	68.6	6	17.1
05/10/2023	23:00	0	0	3	3	8	4	1	0	0	0	0	0	0	0	0	0	0	0	0	0	19	31.3	37.5	30 to 40	63.2	5	26.3
24 Hr Summary		2	39	261	635	644	428	106	17	0	0	0	0	0	0	0	0	0	0	0	0	2132	31	37.7	25 to 35	60.0	551	25.8

Incoming Histogram

Leighton Road

from Mon-Sep-11-2023-01-00-PM to Mon-Oct-09-2023-12-59-PM

Date	Starting Hr:min	<15	15 to <20	20 to <25	25 to <30	30 to <35	35 to <40	40 to <45	45 to <50	50 to <55	55 to <60	60 to <65	65 to <70	70 to <75	75 to <80	80 to <85	85 to <90	90 to <95	95 to <100	100 to >105	Total Counts	Avg Speed (MPH)	85pct Speed	10MPH Pace	% in pace	# of Speeders	% Speeders	
06/10/2023	00:00	0	0	1	2	1	1	2	0	0	0	0	0	0	0	0	0	0	0	0	0	7	33	42.5	20 to 30	42.9	3	42.9
06/10/2023	01:00	0	1	0	1	0	1	0	0	0	0	0	0	0	0	0	0	0	0	0	0	3	27	40	10 to 20	33.3	1	33.3
06/10/2023	02:00	0	0	0	0	0	0	0	0	0	0	0	0	0	0	0	0	0	0	0	0	0	0	0	*	*	*	*
06/10/2023	03:00	0	0	0	0	0	0	1	0	0	0	0	0	0	0	0	0	0	0	0	0	1	42	45	35 to 45	100.0	1	100.0
06/10/2023	04:00	0	0	0	0	2	2	1	0	0	0	0	0	0	0	0	0	0	0	0	0	5	36	40	30 to 40	80.0	3	60.0
06/10/2023	05:00	0	0	0	0	4	6	2	0	0	0	0	0	0	0	0	0	0	0	0	0	12	36.3	40	30 to 40	83.3	8	66.7
06/10/2023	06:00	0	0	4	7	15	11	1	1	2	0	0	0	0	0	0	0	0	0	0	0	41	33.4	39.1	30 to 40	63.4	15	36.6
06/10/2023	07:00	0	3	15	45	48	34	8	2	0	0	0	0	0	0	0	0	0	0	0	0	155	31.5	38.1	25 to 35	60.0	44	28.4
06/10/2023	08:00	0	3	17	36	45	28	13	4	0	0	0	0	0	0	0	0	0	0	0	0	146	32	39.1	25 to 35	55.5	45	30.8
06/10/2023	09:00	0	2	9	41	37	20	4	0	0	0	0	0	0	0	0	0	0	0	0	0	113	30.7	36.8	25 to 35	69.0	24	21.2
06/10/2023	10:00	0	4	15	41	45	23	5	0	0	0	0	0	0	0	0	0	0	0	0	0	133	30.5	36.7	25 to 35	64.7	28	21.1
06/10/2023	11:00	2	2	24	46	48	19	4	0	0	0	0	0	0	0	0	0	0	0	0	0	145	29.6	35.3	25 to 35	64.8	23	15.9
06/10/2023	12:00	0	2	25	54	49	30	1	0	0	0	0	0	0	0	0	0	0	0	0	0	161	30	36.2	25 to 35	64.0	31	19.3
06/10/2023	13:00	2	6	14	49	43	33	9	0	0	0	0	0	0	0	0	0	0	0	0	0	156	30.7	37.9	25 to 35	59.0	42	26.9
06/10/2023	14:00	0	3	21	55	42	28	12	1	0	0	0	0	0	0	0	0	0	0	0	0	162	30.8	38	25 to 35	59.9	41	25.3
06/10/2023	15:00	0	3	24	65	51	35	7	1	0	0	0	0	0	0	0	0	0	0	0	0	186	30.5	37.1	25 to 35	62.4	43	23.1
06/10/2023	16:00	1	3	12	42	48	48	15	3	0	0	0	0	0	0	0	0	0	0	0	0	172	32.6	39.2	30 to 40	55.8	66	38.4
06/10/2023	17:00	0	3	26	53	43	31	11	3	0	0	0	0	0	0	0	0	0	0	0	0	170	30.9	38.1	25 to 35	56.5	45	26.5
06/10/2023	18:00	0	1	10	41	43	35	13	1	0	0	0	0	0	0	0	0	0	0	0	0	144	32.4	38.9	25 to 35	58.3	49	34.0
06/10/2023	19:00	0	1	17	27	32	24	7	2	0	0	0	0	0	0	0	0	0	0	0	0	110	31.5	38.5	25 to 35	53.6	33	30.0
06/10/2023	20:00	0	1	11	23	20	11	3	1	0	0	0	0	0	0	0	0	0	0	0	0	70	30.3	37.3	25 to 35	61.4	15	21.4
06/10/2023	21:00	0	1	4	15	16	8	2	0	0	0	0	0	0	0	0	0	0	0	0	0	46	30.7	36.9	25 to 35	67.4	10	21.7
06/10/2023	22:00	0	0	3	12	9	5	5	2	1	0	0	0	0	0	0	0	0	0	0	0	37	33.2	42	25 to 35	56.8	13	35.1
06/10/2023	23:00	0	0	0	6	4	1	1	2	0	0	0	0	0	0	0	0	0	0	0	0	14	33.2	45	25 to 35	71.4	4	28.6
24 Hr Summary		5	39	252	661	645	434	127	23	3	0	0	0	0	0	0	0	0	0	0	0	2189	31.2	38	25 to 35	59.7	587	26.8

Incoming Histogram

Leighton Road

from Mon-Sep-11-2023-01-00-PM to Mon-Oct-09-2023-12-59-PM

Date	Starting Hr:min	<15	15 to <20	20 to <25	25 to <30	30 to <35	35 to <40	40 to <45	45 to <50	50 to <55	55 to <60	60 to <65	65 to <70	70 to <75	75 to <80	80 to <85	85 to <90	90 to <95	95 to <100	100 to >105	Total Counts	Avg Speed (MPH)	85pct Speed	10MPH Pace	% in pace	# of Speeders	% Speeders	
07/10/2023	00:00	0	1	0	1	4	4	1	0	0	0	0	0	0	0	0	0	0	0	0	0	11	33	38.8	30 to 40	72.7	5	45.5
07/10/2023	01:00	0	0	0	3	1	2	0	0	0	0	0	0	0	0	0	0	0	0	0	0	6	31.3	37.5	25 to 35	66.7	2	33.3
07/10/2023	02:00	0	0	2	1	2	0	1	0	0	0	0	0	0	0	0	0	0	0	0	0	6	29.8	35	20 to 30	50.0	1	16.7
07/10/2023	03:00	0	0	0	1	0	1	0	0	0	0	0	0	0	0	0	0	0	0	0	0	2	32	40	20 to 30	50.0	1	50.0
07/10/2023	04:00	0	0	0	2	1	2	0	0	0	0	0	0	0	0	0	0	0	0	0	0	5	32.2	37.5	25 to 35	60.0	2	40.0
07/10/2023	05:00	0	0	0	2	1	3	1	0	0	0	0	0	0	0	0	0	0	0	0	0	7	34.1	40	30 to 40	57.1	4	57.1
07/10/2023	06:00	0	2	4	6	9	5	0	0	0	0	0	0	0	0	0	0	0	0	0	0	26	29.3	36	25 to 35	57.7	5	19.2
07/10/2023	07:00	0	0	7	10	17	12	1	0	0	0	0	0	0	0	0	0	0	0	0	0	47	31.2	37.5	30 to 40	61.7	13	27.7
07/10/2023	08:00	4	2	11	23	24	18	10	1	0	0	0	0	0	0	0	0	0	0	0	0	93	31	39.2	25 to 35	50.5	29	31.2
07/10/2023	09:00	0	0	17	42	48	26	6	2	1	0	0	0	0	0	0	0	0	0	0	0	142	31.4	37.7	25 to 35	63.4	35	24.6
07/10/2023	10:00	3	2	19	45	45	22	10	1	0	0	0	0	0	0	0	0	0	0	0	0	147	30.5	37.5	25 to 35	61.2	33	22.4
07/10/2023	11:00	0	1	12	52	53	40	12	0	0	0	0	0	0	0	0	0	0	0	0	0	170	32	38.2	25 to 35	61.8	52	30.6
07/10/2023	12:00	0	4	32	65	40	27	9	1	0	0	0	0	0	0	0	0	0	0	0	0	178	29.8	36.9	25 to 35	59.0	37	20.8
07/10/2023	13:00	0	4	25	54	37	25	12	0	0	0	0	0	0	0	0	0	0	0	0	0	157	30.3	37.6	25 to 35	58.0	37	23.6
07/10/2023	14:00	1	2	13	50	34	23	3	1	0	0	0	0	0	0	0	0	0	0	0	0	127	30.3	36.7	25 to 35	66.1	27	21.3
07/10/2023	15:00	0	2	20	44	51	26	1	1	0	0	0	0	0	0	0	0	0	0	0	0	145	30.4	36.2	25 to 35	65.5	28	19.3
07/10/2023	16:00	1	2	13	34	54	34	8	0	0	0	0	0	0	0	0	0	0	0	0	0	146	31.7	37.9	25 to 35	60.3	42	28.8
07/10/2023	17:00	0	0	13	42	34	13	1	0	0	0	0	0	0	0	0	0	0	0	0	0	103	29.8	34.9	25 to 35	73.8	14	13.6
07/10/2023	18:00	0	4	10	31	28	19	4	3	0	0	0	0	0	0	0	0	0	0	0	0	99	31	37.9	25 to 35	59.6	26	26.3
07/10/2023	19:00	0	0	2	13	25	14	4	0	0	0	0	0	0	0	0	0	0	0	0	0	58	32.7	38.2	30 to 40	67.2	18	31.0
07/10/2023	20:00	0	1	5	8	13	9	3	1	0	0	0	0	0	0	0	0	0	0	0	0	40	31.8	38.9	30 to 40	55.0	13	32.5
07/10/2023	21:00	0	0	7	14	10	9	0	0	0	0	0	0	0	0	0	0	0	0	0	0	40	30	36.7	25 to 35	60.0	9	22.5
07/10/2023	22:00	0	0	4	11	15	6	3	2	1	0	0	0	0	0	0	0	0	0	0	0	42	32.5	40	25 to 35	61.9	12	28.6
07/10/2023	23:00	0	0	0	11	4	4	1	1	0	0	0	0	0	0	0	0	0	0	0	0	21	31.7	38.8	25 to 35	71.4	6	28.6
24 Hr Summary		9	27	216	565	550	344	91	14	2	0	0	0	0	0	0	0	0	0	0	0	1818	30.9	37.6	25 to 35	61.3	451	24.8

Incoming Histogram

Leighton Road

from Mon-Sep-11-2023-01-00-PM to Mon-Oct-09-2023-12-59-PM

Date	Starting Hr:min	<15	15 to <20	20 to <25	25 to <30	30 to <35	35 to <40	40 to <45	45 to <50	50 to <55	55 to <60	60 to <65	65 to <70	70 to <75	75 to <80	80 to <85	85 to <90	90 to <95	95 to <100	100 to >105	Total Counts	Avg Speed (MPH)	85pct Speed	10MPH Pace	% in pace	# of Speeders	% Speeders	
08/10/2023	00:00	0	0	0	0	1	4	0	0	0	0	0	0	0	0	0	0	0	0	0	0	5	36.2	38.8	30 to 40	100.0	4	80.0
08/10/2023	01:00	0	0	0	0	1	2	2	0	0	0	0	0	0	0	0	0	0	0	0	0	5	38	42.5	35 to 45	80.0	4	80.0
08/10/2023	02:00	0	0	0	0	2	0	1	0	0	0	0	0	0	0	0	0	0	0	0	0	3	35.3	45	25 to 35	66.7	1	33.3
08/10/2023	03:00	0	0	0	1	0	2	1	0	0	0	0	0	0	0	0	0	0	0	0	0	4	35.8	40	35 to 45	75.0	3	75.0
08/10/2023	04:00	0	0	0	2	0	2	0	0	0	0	0	0	0	0	0	0	0	0	0	0	4	32	37.5	20 to 30	50.0	2	50.0
08/10/2023	05:00	0	0	0	1	1	1	0	0	0	0	0	0	0	0	0	0	0	0	0	0	3	32	40	25 to 35	66.7	1	33.3
08/10/2023	06:00	0	0	4	2	7	4	2	0	0	0	0	0	0	0	0	0	0	0	0	0	19	31.7	38.8	30 to 40	57.9	6	31.6
08/10/2023	07:00	0	0	1	4	9	5	5	0	0	0	0	0	0	0	0	0	0	0	0	0	24	34	41	30 to 40	58.3	10	41.7
08/10/2023	08:00	0	1	10	15	15	9	5	2	0	0	0	0	0	0	0	0	0	0	0	0	57	31.1	38.9	25 to 35	52.6	16	28.1
08/10/2023	09:00	0	3	7	30	29	25	7	1	1	0	0	0	0	0	0	0	0	0	0	0	103	32	38.8	25 to 35	57.3	34	33.0
08/10/2023	10:00	0	3	27	51	44	33	6	2	1	0	0	0	0	0	0	0	0	0	0	0	167	30.6	37.6	25 to 35	56.9	42	25.1
08/10/2023	11:00	0	4	19	53	43	27	2	0	0	0	0	0	0	0	0	0	0	0	0	0	148	30	36.3	25 to 35	64.9	29	19.6
08/10/2023	12:00	0	4	20	34	35	22	8	0	0	0	0	0	0	0	0	0	0	0	0	0	123	30.4	37.7	25 to 35	56.1	30	24.4
08/10/2023	13:00	3	2	27	51	54	24	10	0	0	0	0	0	0	0	0	0	0	0	0	0	171	30.1	36.7	25 to 35	61.4	34	19.9
08/10/2023	14:00	0	3	26	59	36	23	5	0	0	0	0	0	0	0	0	0	0	0	0	0	152	29.6	36.1	25 to 35	62.5	28	18.4
08/10/2023	15:00	0	1	14	48	39	29	4	0	0	0	0	0	0	0	0	0	0	0	0	0	135	30.9	37.2	25 to 35	64.4	33	24.4
08/10/2023	16:00	0	4	13	45	40	32	7	1	1	0	0	0	0	0	0	0	0	0	0	0	143	31.3	38.1	25 to 35	59.4	41	28.7
08/10/2023	17:00	0	1	10	40	31	24	11	1	0	0	0	0	0	0	0	0	0	0	0	0	118	31.8	38.8	25 to 35	60.2	36	30.5
08/10/2023	18:00	0	1	9	29	27	7	11	1	0	0	0	0	0	0	0	0	0	0	0	0	85	31.3	39.3	25 to 35	65.9	19	22.4
08/10/2023	19:00	0	0	9	23	23	16	3	0	0	0	0	0	0	0	0	0	0	0	0	0	74	31	37.5	25 to 35	62.2	19	25.7
08/10/2023	20:00	0	0	3	6	13	5	6	0	0	0	0	0	0	0	0	0	0	0	0	0	33	33	40.8	25 to 35	57.6	11	33.3
08/10/2023	21:00	0	0	5	5	9	1	3	0	0	0	0	0	0	0	0	0	0	0	0	0	23	30.5	40	25 to 35	60.9	4	17.4
08/10/2023	22:00	0	0	2	6	7	3	1	0	0	0	0	0	0	0	0	0	0	0	0	0	19	30.9	36.7	25 to 35	68.4	4	21.1
08/10/2023	23:00	0	0	2	5	4	2	2	0	0	0	0	0	0	0	0	0	0	0	0	0	15	31.2	40	25 to 35	60.0	4	26.7
24 Hr Summary		3	27	208	510	470	302	102	8	3	0	0	0	0	0	0	0	0	0	0	0	1633	30.9	37.8	25 to 35	60.0	415	25.4



Incoming Histogram

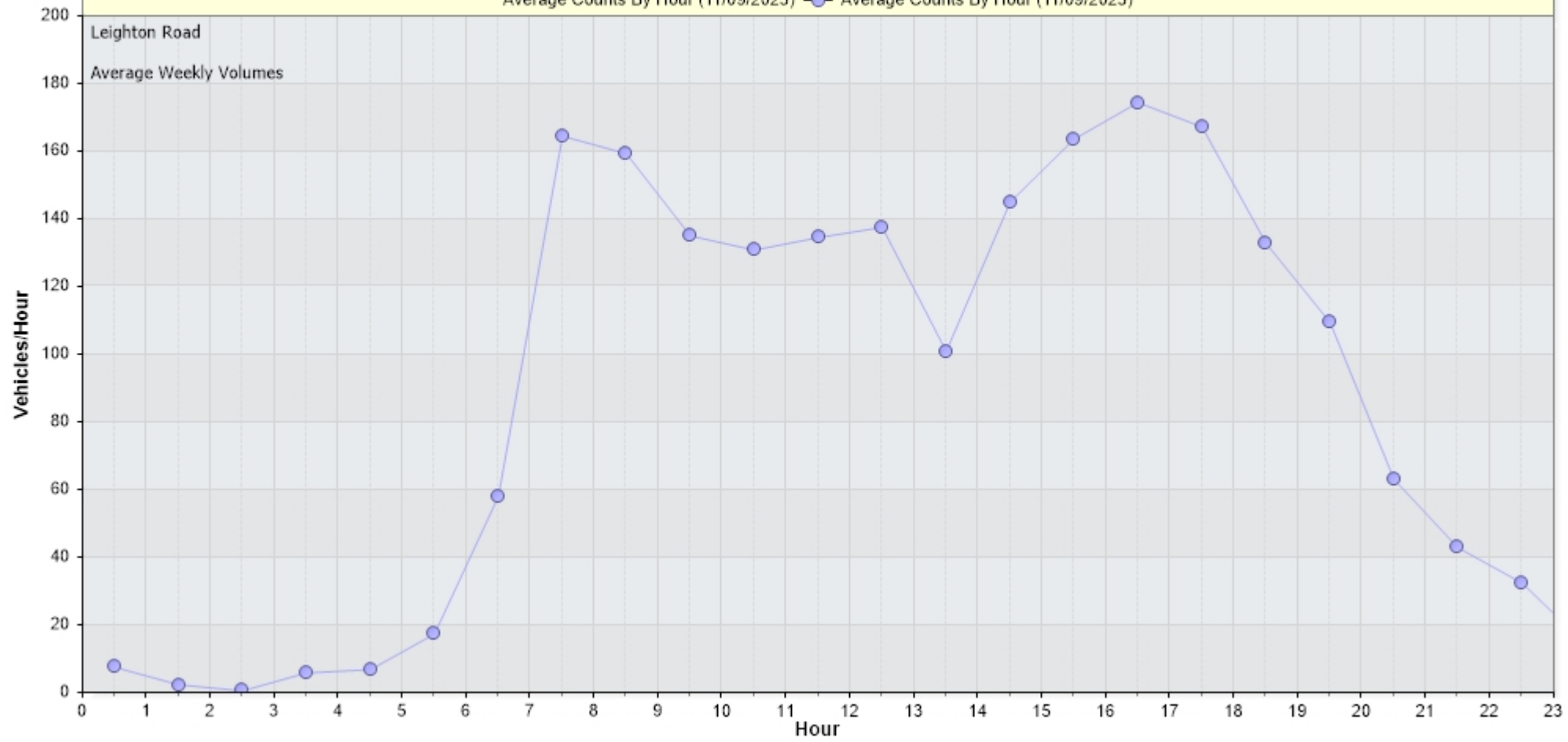
Leighton Road

from Mon-Sep-11-2023-01-00-PM to Mon-Oct-09-2023-12-59-PM

Date	Starting Hr:min	<15	15 to <20	20 to <25	25 to <30	30 to <35	35 to <40	40 to <45	45 to <50	50 to <55	55 to <60	60 to <65	65 to <70	70 to <75	75 to <80	80 to <85	85 to <90	90 to <95	95 to <100	100 to >105	Total Counts	Avg Speed (MPH)	85pet Speed	10MPH Pace	% in pace	# of Speeders	% Speeders	
09/10/2023	00:00	0	0	0	0	1	1	0	0	0	0	0	0	0	0	0	0	0	0	0	0	2	34.5	40	30 to 40	100.0	1	50.0
09/10/2023	01:00	0	0	0	1	2	0	0	0	0	0	0	0	0	0	0	0	0	0	0	0	3	30.7	35	25 to 35	100.0	*	*
09/10/2023	02:00	0	0	0	0	0	1	2	0	0	0	0	0	0	0	0	0	0	0	0	0	3	40.3	45	35 to 45	100.0	3	100.0
09/10/2023	03:00	0	0	0	0	0	0	0	0	0	0	0	0	0	0	0	0	0	0	0	0	0	0	0	*	*	*	*
09/10/2023	04:00	0	0	0	0	0	1	1	0	0	0	0	0	0	0	0	0	0	0	0	0	2	39.5	45	35 to 45	100.0	2	100.0
09/10/2023	05:00	0	0	2	5	4	5	2	0	0	0	0	0	0	0	0	0	0	0	0	0	18	32.2	39	25 to 35	50.0	7	38.9
09/10/2023	06:00	0	0	3	10	15	11	2	0	0	0	0	0	0	0	0	0	0	0	0	0	41	32.2	38.2	30 to 40	63.4	13	31.7
09/10/2023	07:00	1	3	14	52	53	48	9	1	0	0	0	0	0	0	0	0	0	0	0	0	181	31.8	38.2	25 to 35	58.0	58	32.0
09/10/2023	08:00	1	2	20	32	40	34	14	0	0	0	0	0	0	0	0	0	0	0	0	0	143	31.7	39	30 to 40	51.7	48	33.6
09/10/2023	09:00	0	7	19	41	39	17	9	0	0	0	0	0	0	0	0	0	0	0	0	0	132	29.9	36.8	25 to 35	60.6	26	19.7
09/10/2023	10:00	0	4	10	50	38	15	9	0	1	0	0	0	0	0	0	0	0	0	0	0	127	30.6	37	25 to 35	69.3	25	19.7
09/10/2023	11:00	2	1	21	57	46	28	7	1	0	0	0	0	0	0	0	0	0	0	0	0	163	30.3	37.1	25 to 35	63.2	36	22.1
09/10/2023	12:00	0	0	3	11	3	0	0	0	0	0	0	0	0	0	0	0	0	0	0	0	17	27.4	30	20 to 30	82.4	*	*
09/10/2023	13:00	*	*	*	*	*	*	*	*	*	*	*	*	*	*	*	*	*	*	*	*	*	*	*	*	*	*	*
09/10/2023	14:00	*	*	*	*	*	*	*	*	*	*	*	*	*	*	*	*	*	*	*	*	*	*	*	*	*	*	*
09/10/2023	15:00	*	*	*	*	*	*	*	*	*	*	*	*	*	*	*	*	*	*	*	*	*	*	*	*	*	*	*
09/10/2023	16:00	*	*	*	*	*	*	*	*	*	*	*	*	*	*	*	*	*	*	*	*	*	*	*	*	*	*	*
09/10/2023	17:00	*	*	*	*	*	*	*	*	*	*	*	*	*	*	*	*	*	*	*	*	*	*	*	*	*	*	*
09/10/2023	18:00	*	*	*	*	*	*	*	*	*	*	*	*	*	*	*	*	*	*	*	*	*	*	*	*	*	*	*
09/10/2023	19:00	*	*	*	*	*	*	*	*	*	*	*	*	*	*	*	*	*	*	*	*	*	*	*	*	*	*	*
09/10/2023	20:00	*	*	*	*	*	*	*	*	*	*	*	*	*	*	*	*	*	*	*	*	*	*	*	*	*	*	*
09/10/2023	21:00	*	*	*	*	*	*	*	*	*	*	*	*	*	*	*	*	*	*	*	*	*	*	*	*	*	*	*
09/10/2023	22:00	*	*	*	*	*	*	*	*	*	*	*	*	*	*	*	*	*	*	*	*	*	*	*	*	*	*	*
09/10/2023	23:00	*	*	*	*	*	*	*	*	*	*	*	*	*	*	*	*	*	*	*	*	*	*	*	*	*	*	*
24 Hr Summary		4	17	92	259	241	161	55	2	1	0	0	0	0	0	0	0	0	0	0	0	832	31	37.9	25 to 35	60.1	219	26.3

### Incoming: Average Hourly Volume for Week of 11/09/2023

Average Counts By Hour (11/09/2023) — Average Counts By Hour (11/09/2023)

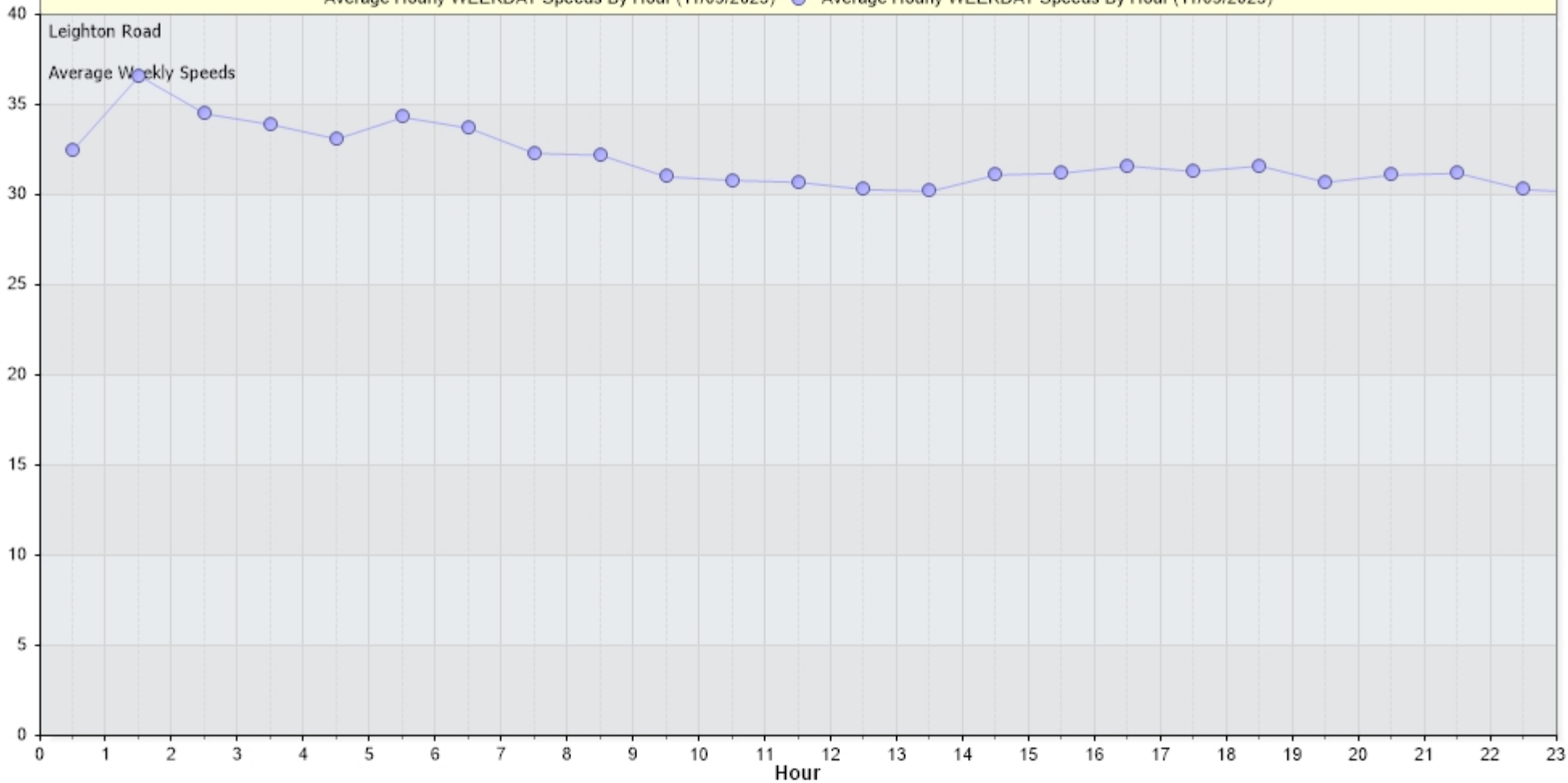


### Incoming: Average Hourly WEEKDAY Speeds for Week of 11/09/2023

Average Hourly WEEKDAY Speeds By Hour (11/09/2023) — Average Hourly WEEKDAY Speeds By Hour (11/09/2023)

Leighton Road

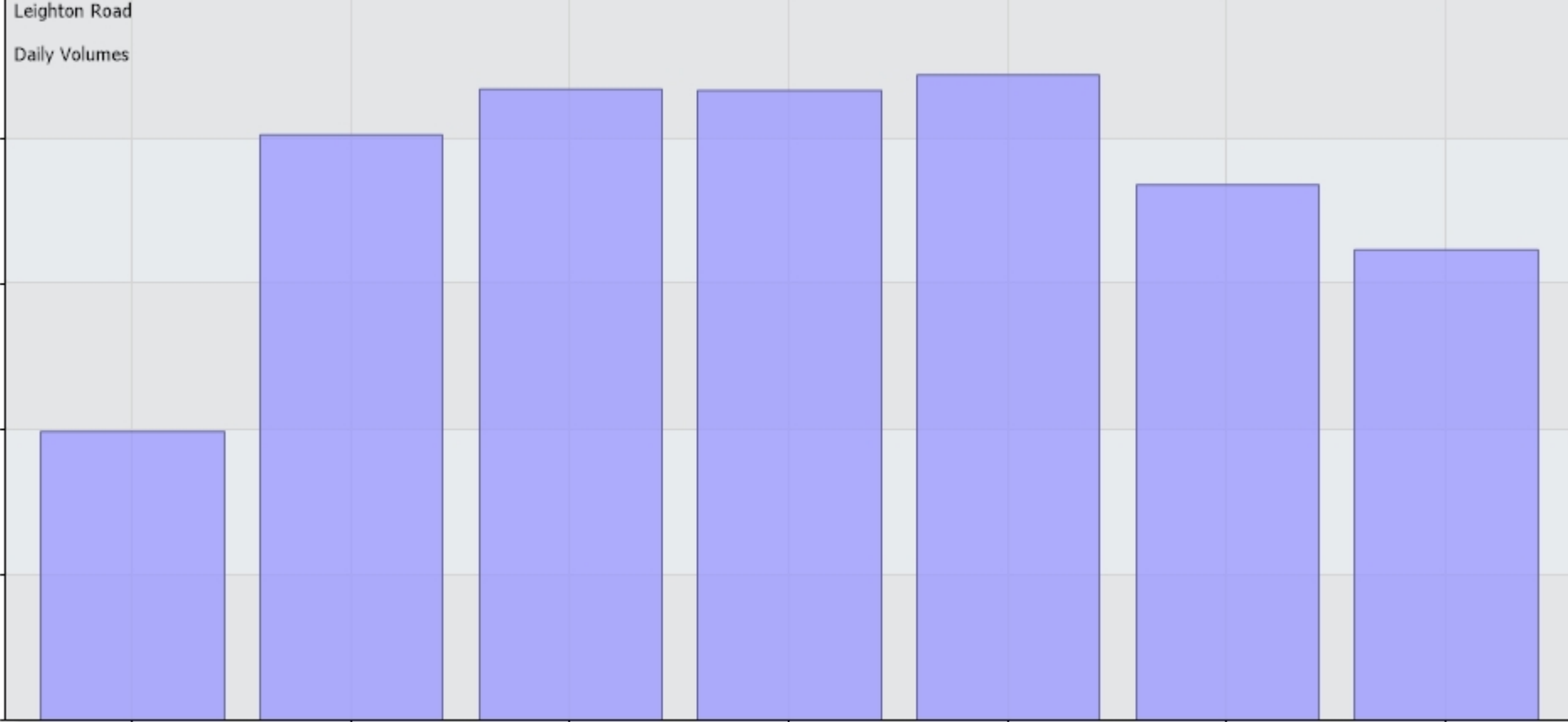
Average Weekly Speeds



Incoming: Daily Volume for Week of 11/09/2023

Daily Vehicle Counts ■ Daily Vehicle Counts

Vehicles



Monday Tuesday Wednesday Thursday Day Friday Saturday Sunday

Leighton Road  
Daily Volumes